



forster unico

Türen und Festverglasungen
wärmegeklämmt

Portes et vitrages fixes à isolation
thermique

Doors and fixed glazing with
thermal break

EW30, E30

Das Kapitel unico Brandschutztür E / EW30 befindet sich zum aktuellen Zeitpunkt in Überarbeitung und wird anschliessend in den Verarbeiterordner **988353 1.1 Türen und Festverglasungen wärmegeklämmt** integriert.

Le chapitre consacré aux portes coupe-feu unico E / EW30 est en cours de mise à jour et sera ensuite intégré au classeur du processeur **988353 1.1 Portes et vitrages fixes, à isolation thermique**.

The chapter on unico fire-rated doors E / EW30 is currently being updated and will then be integrated into the processor folder **988353 1.1 Doors and fixed glazing, thermally break**.

Brandschutztüren E30 / EW30

Systemübersicht		12.1.1 - 12.1.4
Beschläge		12.2.1 - 12.2.44
Zubehör		12.3.1 - 12.3.14
Anwendungszeichnungen		12.4.1 - 12.4.20
	Systemschnitte	12.4.1 - 12.4.7
	Systempläne	12.4.8 - 12.4.13
	Wandanschlüsse	12.4.14- 12.4.20
Verarbeitung		12.5.1 - 12.5.96
	Profile	12.5.1 - 12.5.5
	Beschläge	12.5.6 - 12.5.60
	Zubehör	12.5.61- 12.5.96
Verglasungsvarianten		12.6.1 - 12.6.12
Prüfberichte		12.7.1 - 12.7.5

Portes pare-flammes E30 / EW30

Tableau du système		12.1.1 - 12.1.4
Quincaillerie		12.2.1 - 12.2.44
Accessoires		12.3.1 - 12.3.14
Coupes et plans		12.4.1 - 12.4.20
	Coupes du système	12.4.1 - 12.4.7
	Plans du système	12.4.8 - 12.4.13
	Raccords muraux	12.4.14- 12.4.20
Mise en œuvre		12.5.1 - 12.5.96
	Profilés	12.5.1 - 12.5.5
	Quincaillerie	12.5.6 - 12.5.60
	Accessoires	12.5.61- 12.5.96
Vitrage		12.6.1 - 12.6.12
Procès-Verbaux d'essais		12.7.1 - 12.7.5

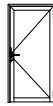
Fire rated doors E30 / EW30

Synopsis of system		12.1.1 - 12.1.4
Fittings		12.2.1 - 12.2.44
Accessories		12.3.1 - 12.3.14
Sections and plans		12.4.1 - 12.4.20
	System sections	12.4.1 - 12.4.7
	System plans	12.4.8 - 12.4.13
	Wall abutments	12.4.14- 12.4.20
Processing		12.5.1 - 12.5.96
	Profiles	12.5.1 - 12.5.5
	Fittings	12.5.6 - 12.5.60
	Accessories	12.5.61- 12.5.96
Glazing		12.6.1 - 12.6.12
Test reports		12.7.1 - 12.7.5

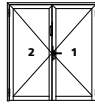
Symbole

Symboles

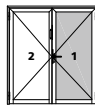
Symbols



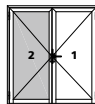
1-flügelige Tür ohne Antipanic-Funktion
Porte à 1 vantail sans fonction anti-panique
Single-leaved door without anti-panic-function



2-flügelige Tür ohne Antipanic-Funktion
Porte à 2 vantaux sans fonction anti-panique
Double-leaved door without anti-panic-function




2-flügelige Tür, Verwendung Forster Artikel auf Gangflügel
Porte à 2 vantaux, utilisation des articles Forster sur le vantail de service
Double-leaved door, use Forster articles for opening leaf



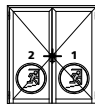
2-flügelige Tür, Verwendung Forster Artikel auf Standflügel
Porte à 2 vantaux, utilisation des articles Forster sur le vantail semi-fixe
Double-leaved door, use Forster articles for fixed leaf



1-flügelige Tür mit Antipanic-Funktion
Porte à 1 vantail avec fonction anti-panique
Single-leaved door with anti-panic-function



2-flügelige Tür mit Antipanic-Funktion auf Gangflügel
Porte à 2 vantaux avec fonction anti-panique sur le vantail de service
Double-leaved door with anti-panic-function only on active leaf



2-flügelige Tür mit Antipanic-Funktion auf Stand- und Gangflügel
Porte à 2 vantaux avec fonction anti-panique sur le vantail de service et le vantail semi-fixe
Double-leaved door with anti-panic-function on active and passive leaf



Türen ohne Antipanic-Anforderung
Portes sans exigence anti-panique
Doors without anti-panic requirement



Türen mit Antipanic-Anforderung
Portes avec exigence anti-panique
Doors with anti-panic requirement



Artikel gemäss Norm EN 179
Référence selon norme EN 179
Article according to EN 179



Artikel gemäss Norm EN 1125
Référence selon norme EN 1125
Article according to EN 1125



Einbruchhemmende Türen / Fenster
Portes / fenêtres anti-effraction
Burglary resistant doors / windows



Durchschusshemmende Türen / Fenster
Portes / fenêtres pare-balles
Bullet proof doors / windows

Technische Merkmale**Werkstoffe**

- Stahl blank
- Stahl bandverzinkt
- Edelstahl

Ansichtsbreiten

- Rahmenprofil 50, 70 und 90 [mm]
- Türprofile 45, 65 + 85 [mm]
- Gleiche Ansichtsbreite wie Forster Brand- und Rauchschutzsysteme

Beschläge

- Verdeckt liegende Forster Systembeschläge für Türen erhältlich

Oberflächenbehandlung

- Freie Wahl des Beschichtungssystems

Wärmedämmung

- U_b bis 1.5 [W/(m²·K)]

Widerstandsfähigkeit bei Windlast (EN 12210)

- Tür C2

Schlagregendichtheit (EN 12208)

- Tür E900 A

Luftdurchlässigkeit (EN 12207)

- Tür Klasse 2

Widerstandsklasse (EN 13501-2)

- E30 / EW30
- E60 / EW60 (nur Frankreich)

Caractéristiques techniques**Matières premières**

- acier brut
- acier en feuillard galvanisé
- acier inox

Largeurs des faces vues

- Profilés de cadre 50, 70 et 90 [mm]
- Profilés de porte 45, 65 + 85 [mm]
- Compatibilité avec les dimensions des systèmes coupe-feu et pare-flamme Forster

Quincaillerie

- Quincaillerie encastrée Forster disponible pour portes

Traitement de surface

- Libre choix du traitement de surface

Isolation thermique

- U_b jusqu'à 1.5 [W/(m²·K)]

Résistance structurelle au vent (EN 12210)

- Porte C2

Étanchéité à l'eau (EN 12208)

- Porte E900 A

Perméabilité à l'air (EN 12207)

- Porte classe 2

Classification (EN 13501-2)

- E30 / EW30
- E60 / EW60 (seulement France)

Technical characteristics**Materials**

- Steel, bright
- Steel, continuously galvanized
- Stainless steel

Facing widths

- Frame profile 50, 70 and 90 [mm]
- Door profile 45, 65 + 85 [mm]
- Compatible with Forster fire and smoke protection systems

Fittings

- Concealed Forster system fittings available for doors

Surface treatments

- Free choice of coating system

Thermal insulation

- U_b up to 1.5 [W/(m²·K)]

Resistance to wind load (EN 12210)

- Door C2

Water tightness (EN 12208)

- Door E900 A

Air permeability (EN 12207)

- Door class 2

Resistance class (EN 13501-2)

- E30 / EW30
- E60 / EW60 (France only)

Wichtig

Einzelne Anwendungsbeispiele und Verarbeitungshinweise entsprechen nicht den in Ihrem Land gültigen Brandschutznormen.

Massgebend sind ausschliesslich die für Ihr Land gültigen Zulassungen.

Important

Les exemples de mise en œuvre présentés ci-après ne sont pas tous conformes à la réglementation en vigueur dans votre pays.

En conséquence, nous vous demandons de vous reporter aux procès-verbaux de classement en cours de validité dans votre pays.

Important

Some of the construction details and processing guidelines do not correspond to the fire protecting standards in your country.

Only the certificates valid in your country are relevant.

E30 / EW30

Stahl
Acier
Steel

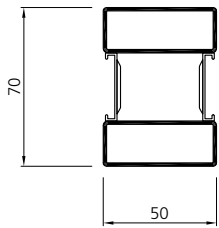
Edelstahl
Acier inox
Stainless steel

12.1.2

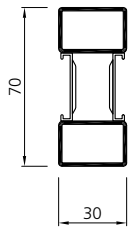
**Systemübersicht
Türen**

**Tableau du système
Portes**

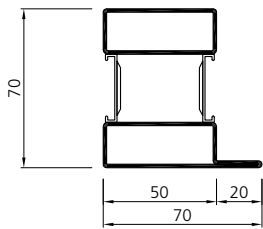
**Synopsis of system
Doors**



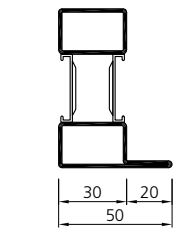
531.750
531.750 Z
531.750 CrNi



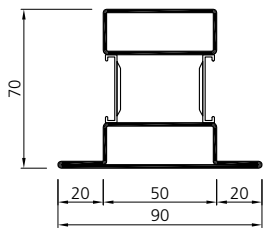
531.730
531.730 Z
531.730 CrNi



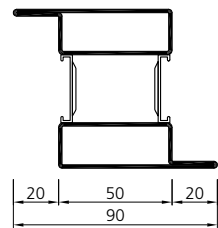
531.751
531.751 Z
531.751 CrNi



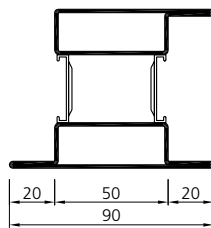
531.731
531.731 Z
531.731 CrNi



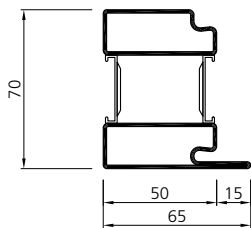
531.752
531.752 Z
531.752 CrNi



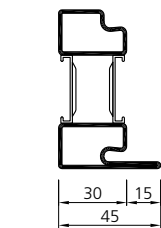
531.753
531.753 Z
531.753 CrNi



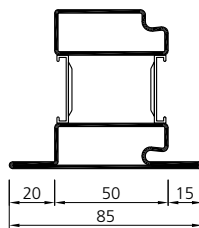
531.755
531.755 Z
531.755 CrNi



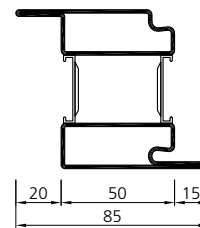
533.751
533.751 Z
533.751 CrNi



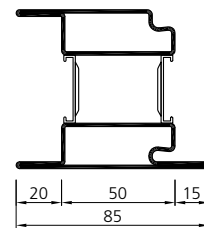
533.731
533.731 Z
533.731 CrNi*



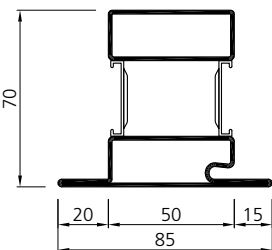
533.752
533.752 Z
533.752 CrNi



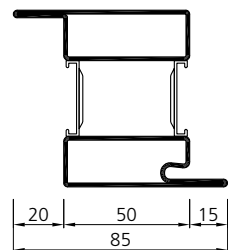
533.753
533.753 Z
533.753 CrNi



533.756
533.756 Z
533.756 CrNi



537.752*
537.752 Z*



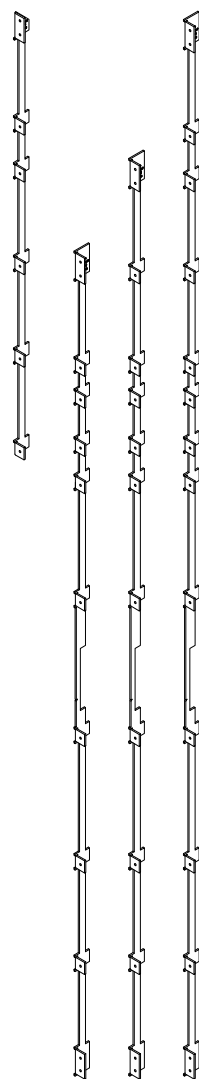
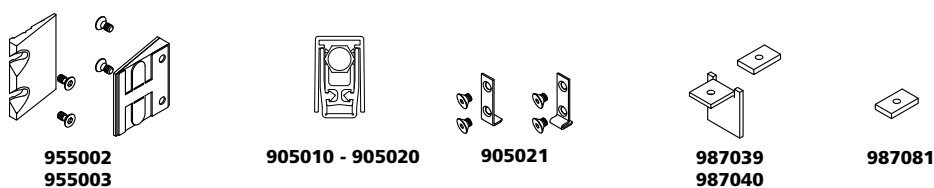
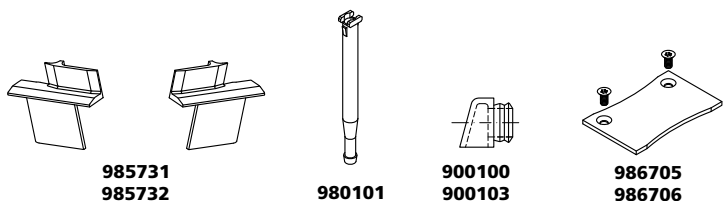
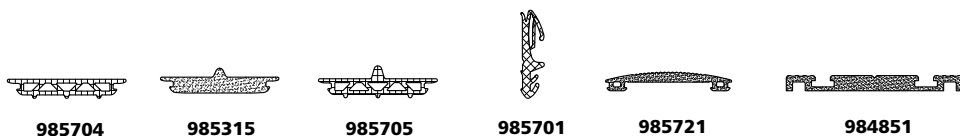
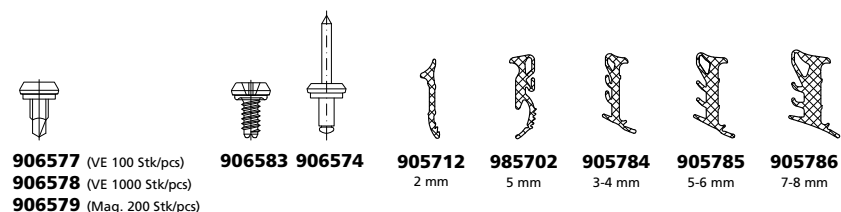
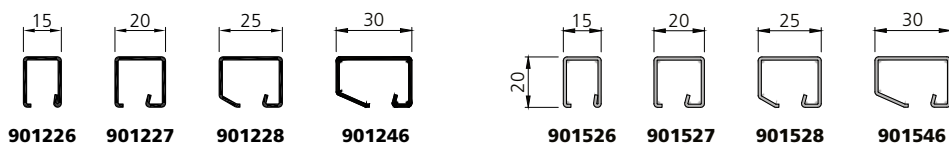
537.753*
537.753 Z*

* auf Anfrage
sur demande
on request

**Systemübersicht
Türen**

**Tableau du système
Portes**

**Synopsis of system
Doors**



E30 / EW30

Stahl
Acier
Steel

Edelstahl
Acier inox
Stainless steel

12.1.4

**Systemübersicht
Türen**

**Tableau du système
Portes**

**Synopsis of system
Doors**



907662
907664
(15 mm)



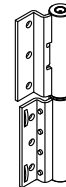
907667
907668
(15 mm)



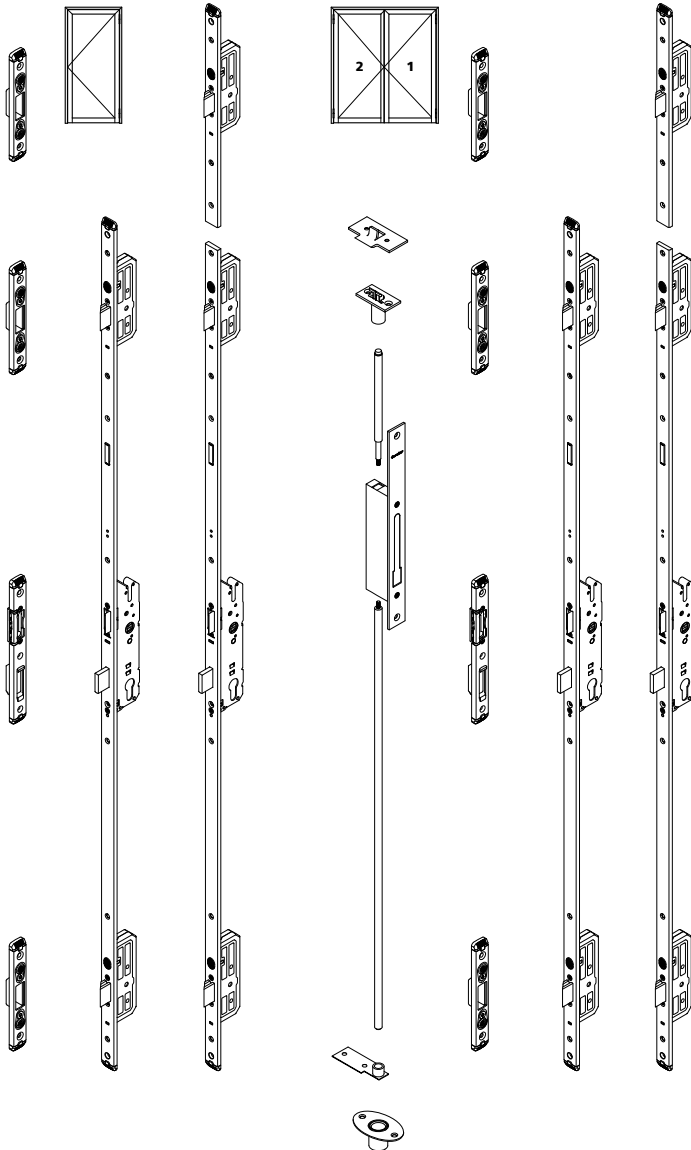
907663
(17 mm)



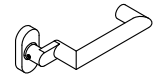
907669
(17 mm)



987610 - 987613
987621 - 987624



907350



907351



907356



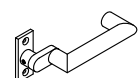
907352



907353



907327



907326



907329



907337




907335



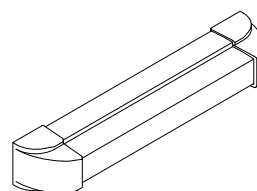
907338



907336



987713

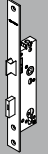
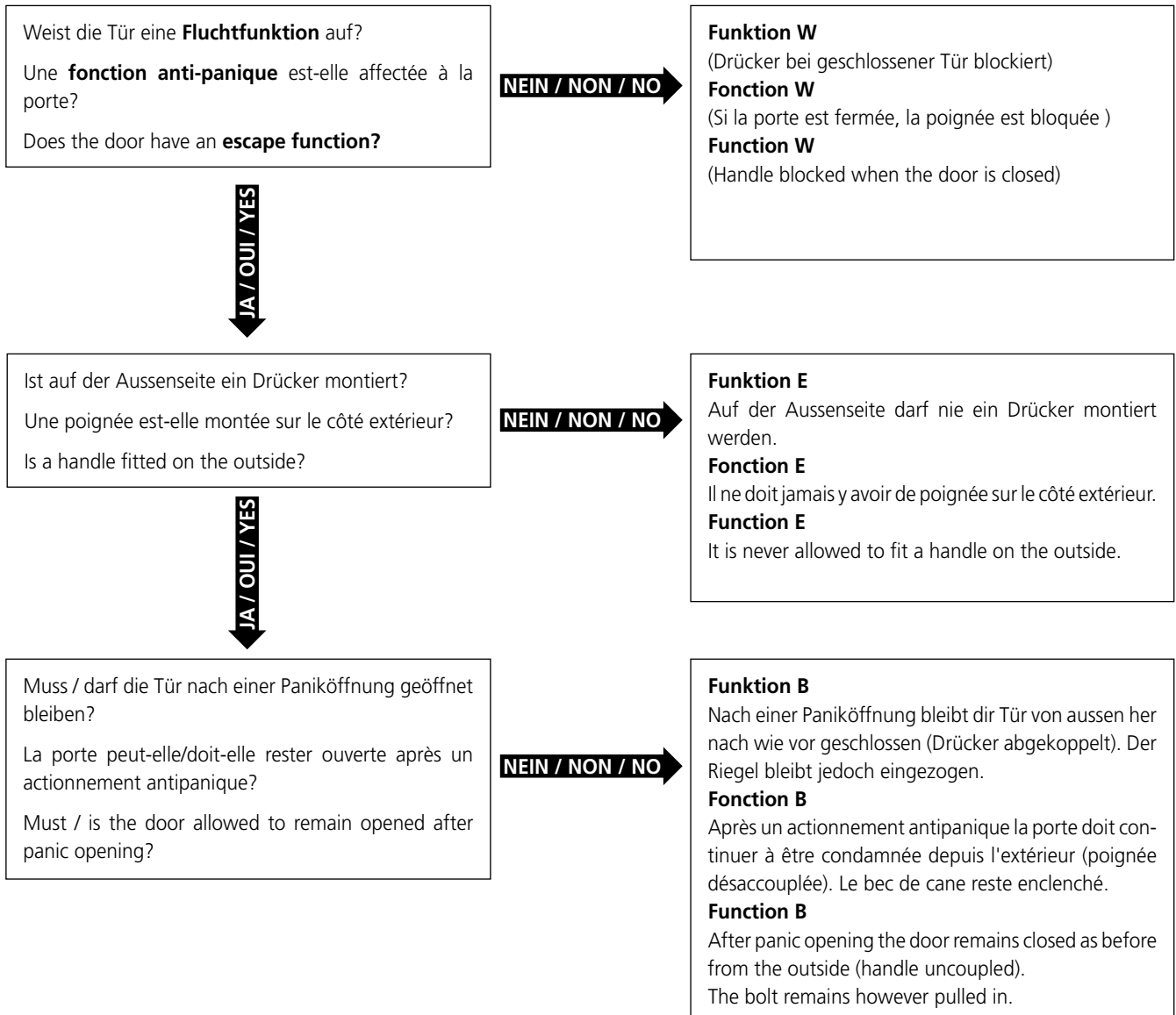


987207 - 987208

Ermittlung der richtigen Schlossfunktion

Déterminer la fonction adéquate de la serrure

Determination of the correct lock function



Beschläge Tür
 Quincaillerie portes
 Door fittings



RZ / CR / RC

Rundzylinder
 Cylindre rond
 Round cylinder



PZ / CP / PC

Profilzylinder
 Cylindre profilé
 Profile cylinder

Schliessfunktionen

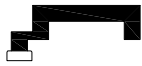
Fonctions de fermeture

Locking functions

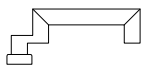
Schliessfunktionen für 1- und 2-flügelige Türen

Fonctions de fermeture pour portes à 1 et 2 vantaux

Locking functions for single and double leaved doors



mit Öffnungsfunktion
avec mode d'ouverture
with opening function



ohne Öffnungsfunktion
sans mode d'ouverture
without opening function



Grundstellung
(Schloss entriegelt)
Position initiale
(Serrure débloqué)
Basic position
(Lock unlocked)



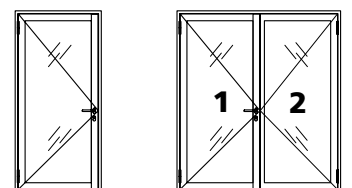
Schaltstellung
(Schloss verriegelt)
Position condamnée
(Serrure fermée)
Switch position
(Lock locked)

Die Antipanik-Funktion ist ausgerichtet auf auswärts öffnende Konstruktionen. Bei einwärts öffnender Konstruktion muss die Schliessfunktion entgegengesetzt sein (Sonderbestellung).

La fonction anti-panique est conçue pour une ouverture à l'extérieur. En cas d'ouverture à l'intérieur la fonction de fermeture est inversée (commande spéciale).

The anti-panic function is ment to doors opening outwards. In case of doors opening inwards, the locking function has to be on opposite side (special order).

DIN links / gauche / left




DIN-Angaben beziehen sich immer auf den Gangflügel.

Spécifications DIN se réfèrent toujours au vantail de service.

DIN specifications always refer to the active leaf.

DIN rechts / droite / right



Schliessfunktionen**Fonctions de fermeture****Locking functions****Funktion W**

Wechselfunktion ohne Anti-Panik

Einsatzort

Türen ohne Panikfunktion, die eine Begehung von innen und aussen ohne Schlüssel entweder dauernd ermöglichen oder dauernd verhindern müssen

Grundstellung

Die Tür kann auf der Bandseite nur mit dem Schlüssel geöffnet werden.

**Fonction W**

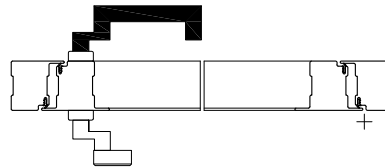
Fonction à levier sans anti-panique

Lieu d'application

Portes sans fonction anti-panique qui doivent autoriser ou empêcher en permanence un accès de l'intérieur et de l'extérieur sans clé

Position initiale

La porte peut seulement être ouverte avec la clé, sur le côté paumelle.

**Function W**

Lever handle set without anti-panic version

Usage

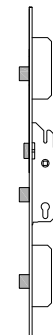
Doors without panic function that must continuously provide or continuously prevent access from inside and outside without a key

Basic position

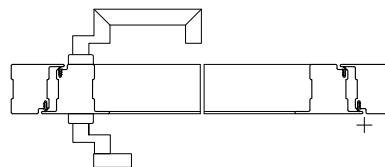
On the hinge side the door can only be opened with the key.

Schaltstellung

Ein Öffnen der Tür ist auf der Bandseite und Bandgegenseite ohne Schlüssel nicht möglich. Der Drücker ist blockiert.

**Position condamnée**

L'ouverture de la porte n'est pas possible sans clé, côté paumelle et sur le côté opposé aux paumelles. La poignée est bloquée.

**Switch position**

The door cannot be opened on the hinge side or the side opposite the hinge without the key. The handle is blocked.

Schlossdefinition W

Panikfunktion: Nein
Wechselfunktion: Ja
 Schliessende Fallen: Ja, gegen Zurückdrücken gesichert
 Riegel: Ja
 Vierkant-Nuss: 9 mm durchgehend
 Mass Nuss/Zyl. 94 (RZ), 92 (PZ)
 Dornmass: 35 mm
 Stulplatte: CrNi U-24 x 6
 Mehrfachverriegelung: Ja

Définition de serrure W

Fonct. anti-panique: non
Fonction à levier: oui
 Becs de cane: oui, bloqués contre le repoussement
 Pêne: oui
 Fouillot carré: 9 mm en continu
 Cote fouillot/cyl. 94 (CR), 92 (CP)
 Dist. au cylindre: 35 mm
 Gâche: CrNi U-24 x 6
 Verrouillage multiple: oui

Lock definition W

Panic function: No
Latch function: Yes
 Locking latches: Yes, secured against being forced back
 Bolt: Yes
 Square spindle: 9 mm continuous
 Dimension spindle/cyl. 94 (CR), 92 (CP)
 Pin size: 35 mm
 Face plate: CrNi U-24 x 6
 Multiple lock: Yes

Schliessfunktionen

Funktion E

Wechselfunktion mit Anti-Panik

Einsatzort

Fluchttüren, bei denen eine unberechtigte Öffnung von aussen ohne Schlüssel **dauernd** verhindert werden soll (auch nach einer Panikentriegelung).

Grundstellung

Die Tür ist auf der Bandseite nur mit dem Schlüssel zu öffnen.

Fonctions de fermeture

Fonction E

Fonction à levier avec anti-panique

Lieu d'application

Portes de secours devant empêcher **en permanence** une ouverture non autorisée de l'extérieur sans clé (même après un déverrouillage anti-panique).

Position initiale

La porte peut seulement être ouverte avec la clé, côté paumelle.

Locking functions

Function E

Lever handle set with anti-panic version

Usage

Escape doors on which unauthorised opening from the outside without a key must be **permanently** prevented (also after panic unlocking).

Basic position

On the hinge side the door can only be opened with the key.

Schaltstellung

Auf der Bandgegenseite kann die Tür über den Drücker, auch bei ausgeschlossenen Riegel, immer geöffnet werden.

Position condamnée

Sur le côté opposé aux paumelles, la porte peut toujours être ouverte au moyen de la poignée, même verrouillée.

Switch position

The door can always be opened on the side opposite the hinge by using the handle, even if the bolt is shot

Auf der Aussenseite darf NIE ein Drücker montiert werden!

Ne JAMAIS monter une poignée sur la face extérieure!

On the outside it is NEVER allowed to fit a handle!

Schlossdefinition E

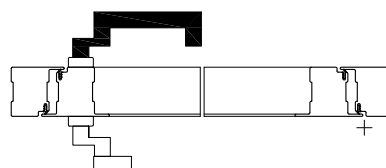
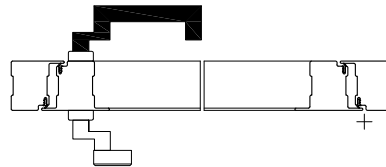
Panikfunktion: Ja
Wechselfunktion: Ja
 Schliessende Falle: Ja, gegen Zurückdrücken gesichert
 Riegel: Ja
 Vierkant-Nuss: 9 mm durchgehend
 Mass Nuss/Zyl. 94 (RZ), 92 (PZ)
 Dornmass: 35 mm
 Stulplatte: CrNi U-24 x 6
 Mehrfachverriegelung: Ja

Définition de serrure E

Fonct. anti-panique: oui
Fonction à levier: oui
 Bec de cane: oui, bloqués contre le repoussement
 Pêne: oui
 Fouillot carré: 9 mm en continu
 Cote fouillot/cyl. 94 (CR), 92 (CP)
 Dist. au cylindre: 35 mm
 Gâche: CrNi U-24 x 6
 Verrouillage multiple: oui

Lock definition E

Panic function: Yes
Latch function: Yes
 Locking latch: Yes, secured against being forced back
 Bolt: Yes
 Square spindle: 9 mm continuous
 Dimension spindle/cyl. 94 (CR), 92 (CP)
 Pin size: 35 mm
 Face plate: CrNi U-24 x 6
 Multiple lock: Yes



Schliessfunktionen**Fonctions de fermeture****Locking functions****Funktion B**

Umschaltfunktion mit Anti-Panik

Einsatzort

Fluchttüren, die je nach Bedarf entweder eine dauernde Begehbarkeit von aussen sicherstellen müssen oder den Zutritt von aussen zeitweise verunmöglichen sollen.

Besondere Beachtung gilt der Schlüsselbetätigung.

Grundstellung

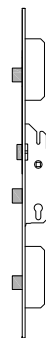
Beide Türdrücker sind angekoppelt. Die Tür ist begehbar.

Achtung: Um den Aussendrücker anzukoppeln muss der Schlüssel beim Aufschliessen um eine 1/4 Drehung überdreht werden. Wird der Schlüssel nur bis in die vertikale Stellung gedreht (wie gewohnt), bleibt der Aussendrücker in Leerlaufstellung.

**Schaltstellung**

Durch Schlüsselbetätigung ist der bandseitige Drücker abgekoppelt.

Nach Betätigung der Anti-Panikfunktion bleibt der Drücker auf der Bandseite abgekoppelt.

**Schlossdefinition B**

Panikfunktion:	Ja
Wechselfunktion:	Nein
Schliessende Falle:	Ja, gegen Zurückdrücken gesichert
Riegel:	Ja
Vierkant-Nuss:	9 mm geteilt
Mass Nuss/Zyl.	94 (RZ), 92 (PZ)
Dornmass:	35 mm
Stulplatte:	CrNi U-24 x 6
Mehrfachverriegelung:	Ja

Fonction B

Fonction avec anti-panique

Lieu d'application

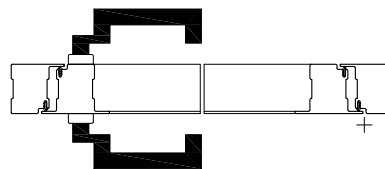
Portes de secours devant garantir au besoin un accès permanent de l'extérieur ou empêcher temporairement l'accès de l'extérieur.

L'actionnement de la clé doit faire l'objet d'une attention particulière.

Position initiale

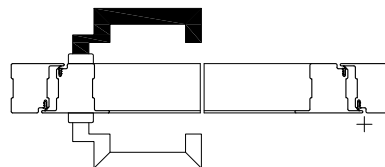
Les deux poignées de portes sont accouplées. La porte est praticable.

Attention: pour accoupler la poignée extérieure, il faut tourner, à l'ouverture, la clé d'un 1/4 de tour de plus. Si l'on tourne seulement la clé jusqu'en position verticale (cas habituel), la poignée extérieure reste sans fonction.

**Position condamnée**

En actionnant la clé, la poignée côté paumelle est désaccouplée.

Après avoir actionné la fonction anti-panique, la poignée côté paumelle reste désaccouplée.

**Définition de serrure B**

Fonct. anti-panique:	oui
Fonction à levier:	non
Bec de cane:	oui, bloqués contre le repoussement
Pêne:	oui
Fouillot carré:	9 mm fractionné
Cote fouillot/cyl.	94 (CR), 92 (CP)
Dist. au cylindre:	35 mm
Gâche:	CrNi U-24 x 6
Verrouillage multiple:	oui

Function B

Switch function with anti-panic version

Usage

Escape doors that must either provide continuous access from the outside, or temporarily prevent access from the outside.

Key actuation requires special attention.

Basic position

Both door handles are connected. The door can be opened.

Attention: To couple the exterior handle, the key must be turn past by 1/4 of a turn on unlocking. If the key is only turned to the vertical position (as usual), the exterior handle remains uncoupled.

Switch position

The handle on the hinge side is disconnected by turning the key.

After actuating the panic version the handle remains disconnected on the hinge side.

Lock definition B

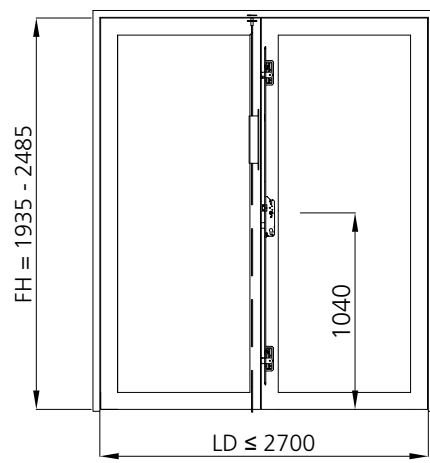
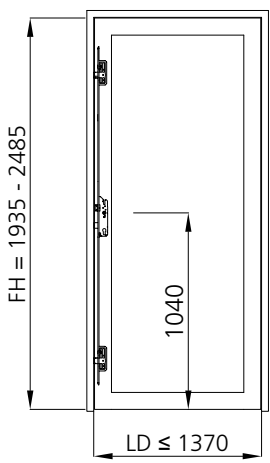
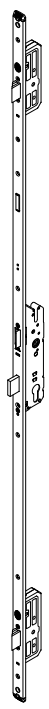
Panic function:	Yes
Latch function:	No
Locking latch:	Yes, secured against being forced back
Bolt:	Yes
Square spindle:	9 mm split
Dimension spindle/cyl.	94 (CR), 92 (CP)
Pin size:	35 mm
Face plate:	CrNi U-24 x 6
Multiple lock:	Yes

Beschläge
Übersicht Schösser

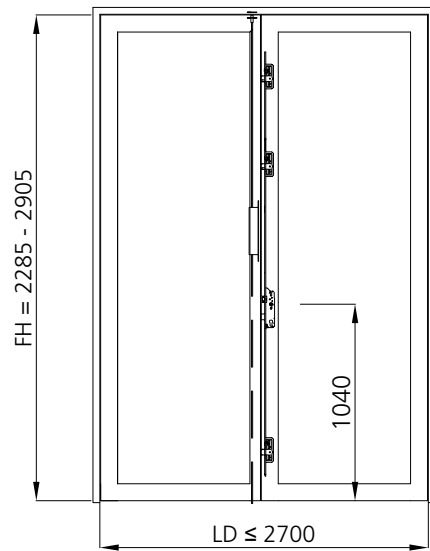
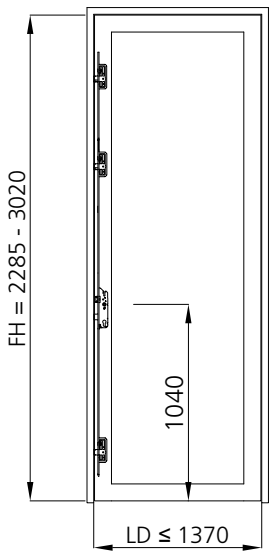
Ferremets
Tableau de serrures

Fittings
Synopsis of locks

Beschläge Tür
Quincaillerie portes
Door fittings



FH = Flügelhöhe
FH = Hauteur du vantail
FH = Leaf height



FH = Flügelhöhe
FH = Hauteur du vantail
FH = Leaf height

VUT 03/19

Massgebend sind ausschliesslich die für Ihr Land gültigen Zulassungen.

Nous vous demandons de vous reporter aux procès-verbaux de classement en cours de validité dans votre pays.

Only the certificates valid in your country are relevant.

Übersicht Beschlageinbau

Disposition de la quincaillerie

Placement of fittings



Notausgangsverschlüsse
Fermetures sorties d'urgences
Emergency exit devices



Paniktürverschlüsse
Fermetures anti-paniques
Panic exit devices



RZ / CR / RC

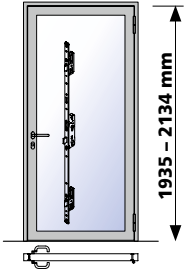


PZ / CP / PC

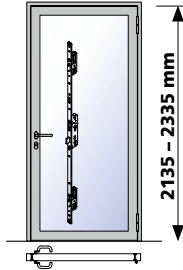
3-Punkt-Verriegelung

Verrouillage 3 points

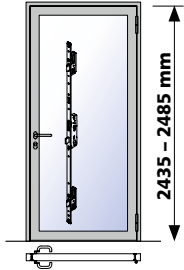
3 point locking



RZ/CR/RC = [un_ep_0370](#)
PZ/CP/PC = [un_ep_0330](#)



RZ/CR/RC = [un_ep_0371](#)
PZ/CP/PC = [un_ep_0331](#)

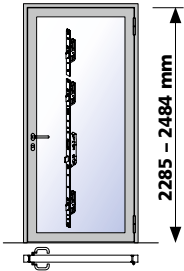


RZ/CR/RC = [un_ep_0372](#)
PZ/CP/PC = [un_ep_0332](#)

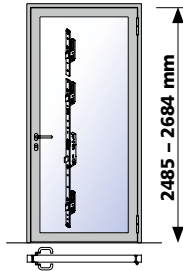
4-Punkt-Verriegelung

Verrouillage 4 points

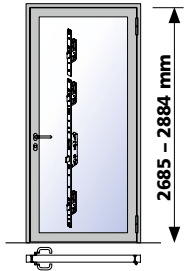
4 point locking



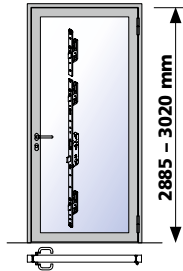
RZ/CR/RC = [un_ep_0373](#)
PZ/CP/PC = [un_ep_0333](#)



RZ/CR/RC = [un_ep_0374](#)
PZ/CP/PC = [un_ep_0334](#)



RZ/CR/RC = [un_ep_0375](#)
PZ/CP/PC = [un_ep_0335](#)

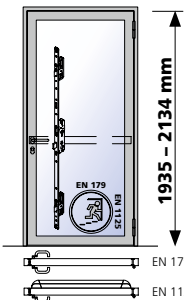


RZ/CR/RC = [un_ep_0376](#)
PZ/CP/PC = [un_ep_0336](#)

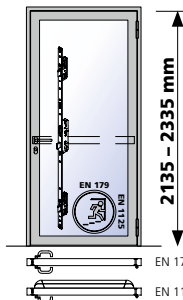
3-Punkt-Verriegelung – Antipanik

Verrouillage 3 points – anti-panique

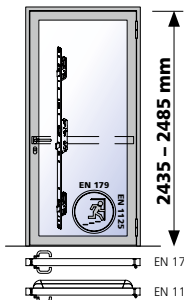
3 point locking – anti-panic



RZ/CR/RC = [un_ep_0370](#)
PZ/CP/PC = [un_ep_0330](#)



RZ/CR/RC = [un_ep_0371](#)
PZ/CP/PC = [un_ep_0331](#)

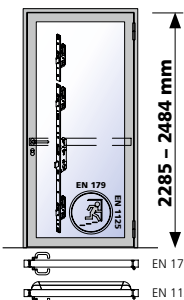


RZ/CR/RC = [un_ep_0372](#)
PZ/CP/PC = [un_ep_0332](#)

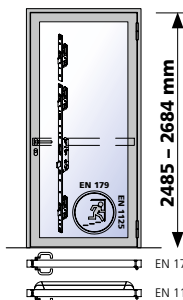
4-Punkt-Verriegelung – Antipanik

Verrouillage 4 points – anti-panique

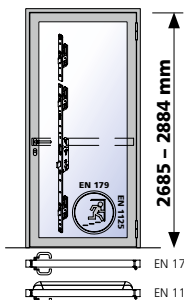
4 point locking – anti-panic



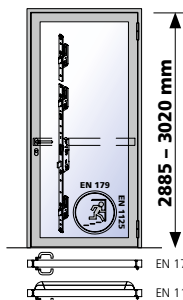
RZ/CR/RC = [un_ep_0373](#)
PZ/CP/PC = [un_ep_0333](#)



RZ/CR/RC = [un_ep_0374](#)
PZ/CP/PC = [un_ep_0334](#)



RZ/CR/RC = [un_ep_0375](#)
PZ/CP/PC = [un_ep_0335](#)



RZ/CR/RC = [un_ep_0376](#)
PZ/CP/PC = [un_ep_0336](#)

Beschlüge Tür
Quincaillerie portes
Door fittings

Übersicht Beschlageinbau Disposition de la quincaillerie Placement of fittings

EN 179 Notausgangsverschlüsse
Fermetures sorties d'urgences
Emergency exit devices

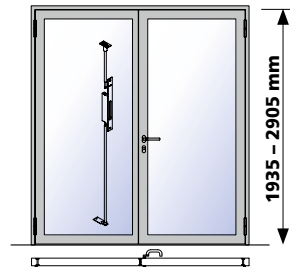
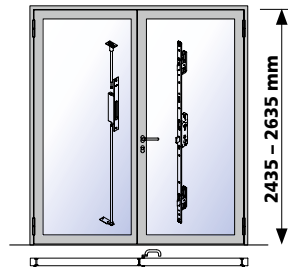
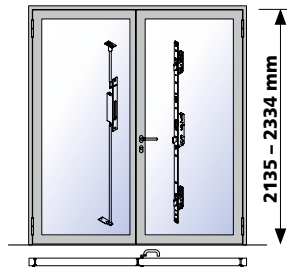
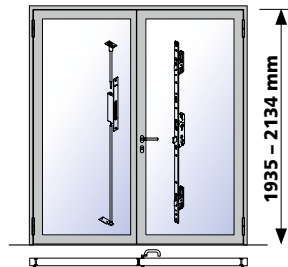
EN 179 Paniktürverschlüsse
Fermetures anti-paniques
Panic exit devices

RZ / CR / RC PZ / CP / PC

3-Punkt-Verriegelung

Verrouillage 3 points

3 point locking



RZ/CR/RC = [un_ep_0377](#)
PZ/CP/PC = [un_ep_0337](#)

RZ/CR/RC = [un_ep_0378](#)
PZ/CP/PC = [un_ep_0338](#)

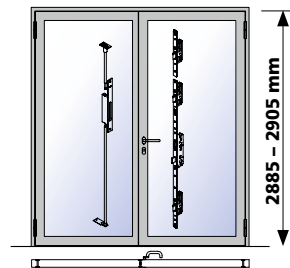
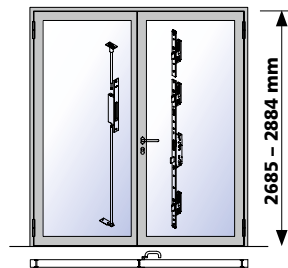
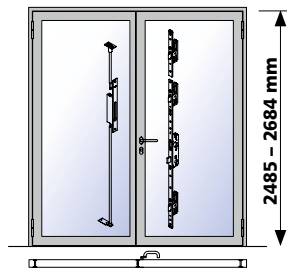
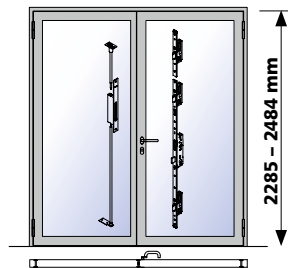
RZ/CR/RC = [un_ep_0379](#)
PZ/CP/PC = [un_ep_0339](#)

[un_ep_0356](#)

4-Punkt-Verriegelung

Verrouillage 4 points

4 point locking



RZ/CR/RC = [un_ep_0380](#)
PZ/CP/PC = [un_ep_0340](#)

RZ/CR/RC = [un_ep_0381](#)
PZ/CP/PC = [un_ep_0341](#)

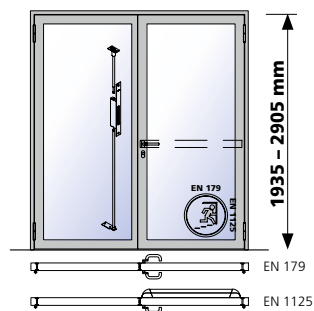
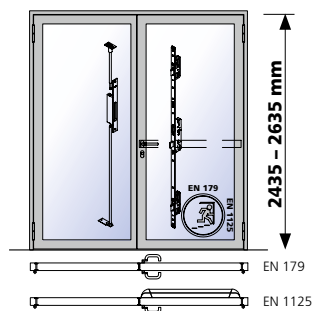
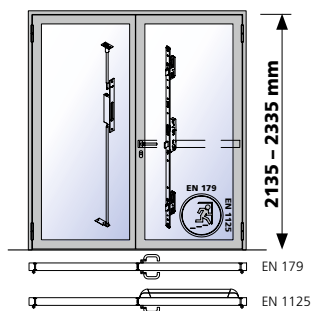
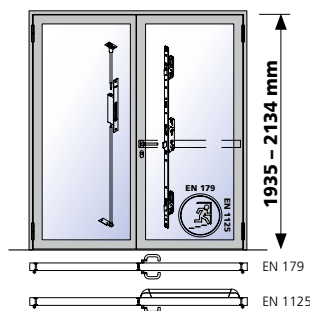
RZ/CR/RC = [un_ep_0382](#)
PZ/CP/PC = [un_ep_0342](#)

RZ/CR/RC = [un_ep_0383](#)
PZ/CP/PC = [un_ep_0343](#)

3-Punkt-Verriegelung - Antipanik

Verrouillage 3 points - anti-panique

3 point locking - anti-panic



RZ/CR/RC = [un_ep_0377](#)
PZ/CP/PC = [un_ep_0337](#)

RZ/CR/RC = [un_ep_0378](#)
PZ/CP/PC = [un_ep_0338](#)

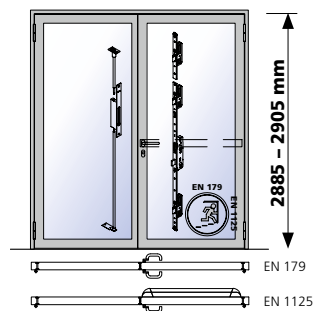
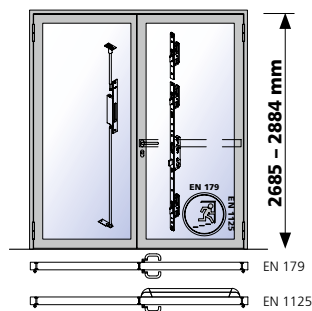
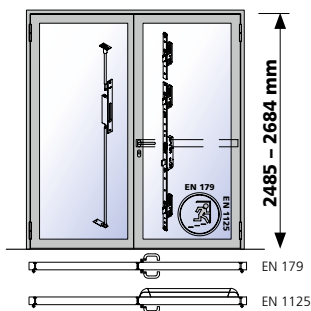
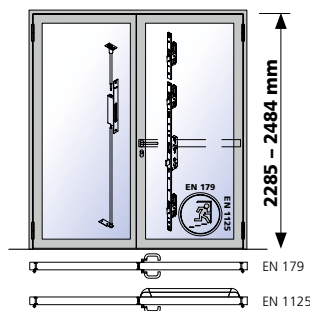
RZ/CR/RC = [un_ep_0379](#)
PZ/CP/PC = [un_ep_0339](#)

[un_ep_0356](#)

4-Punkt-Verriegelung - Antipanik

Verrouillage 4 points - anti-panique

4 point locking - anti-panic



RZ/CR/RC = [un_ep_0380](#)
PZ/CP/PC = [un_ep_0340](#)

RZ/CR/RC = [un_ep_0381](#)
PZ/CP/PC = [un_ep_0341](#)

RZ/CR/RC = [un_ep_0382](#)
PZ/CP/PC = [un_ep_0342](#)


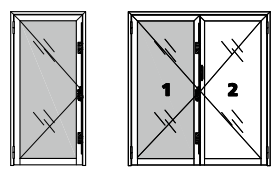
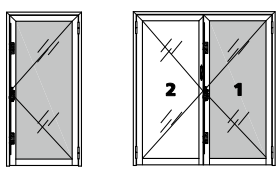
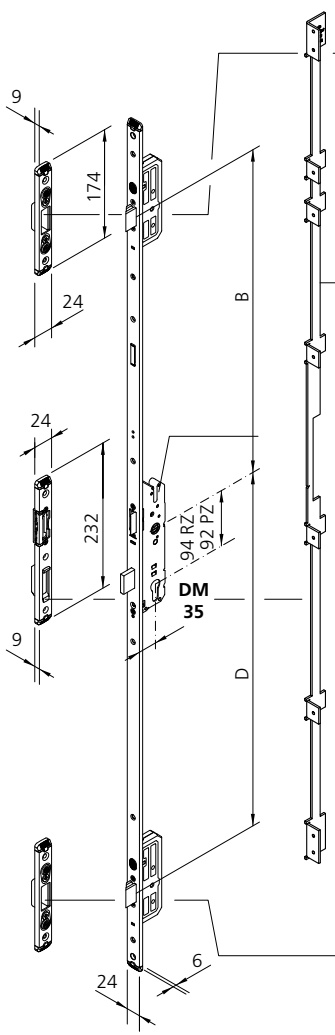
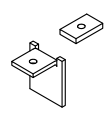
RZ/CR/RC = [un_ep_0383](#)
PZ/CP/PC = [un_ep_0343](#)

VUT 03/19

Beschläge
Schlossgarnituren
3-Punkt-Verriegelung

Ferremets
Garnitures de serrures
Verrouillage 3 points

Fittings
Sets of locks
3 point locking

	RZ Ø 22 mm PZ Ø 17 mm	DIN links / gauche / left		DIN rechts / droite / right				
								
Flügelhöhe / hauteur de vantail / leaf height								
Selbstverriegelnd (Magnetkontakt) Verrouillage automatique (contact magnétique) Self-locking (magnetic contacts)								
Schloss mit Schliessblech bestellen serrure avec gâche à commander order lock with keep								
		Schliessblech / gâche / keep 987026	1x	1x	1x	1x	1x	1x
		Mass / dimension B	729	929	1229	729	929	1229
		Befestigungswinkel / l'angle de fixation / fixing angle	987036	987037	987038	987036	987037	987038
		Schloss / serrure / lock	RZ 986461 PZ 986460	986463 986462	986465 986464	986461 986460	986463 986462	986465 986464
		Schliessblech / gâche / keep 987027 987028	1x	1x	1x	1x	1x	1x
		Mass / dimension D	782.5	782.5	782.5	782.5	782.5	782.5
		Schliessblech / gâche / keep 987026	1x	1x	1x	1x	1x	1x
Senkschrauben M5 x 16 mm beiliegend / vis coniques M5 x 16 mm jointes / countersunk screw M5 x 16 mm supplied								
Alternative / alternative / alternative Befestigungsgarnitur Art.Nr. 987039, 987040 zusätzlich bestellen. Commander séparément la garniture de fixation, art. no. 987039, 987040 Order fastening set art. no. 987039, 987040 separately.								
Abbildung: DIN rechts fig.: DIN droite fig.: DIN right								

Beschläge Tür
 Quincaillerie portes
 Door fittings

Beschläge

Schlossgarnituren
4-Punkt-Verriegelung

Ferremets

Garnitures de serrures
Verrouillage 4 points

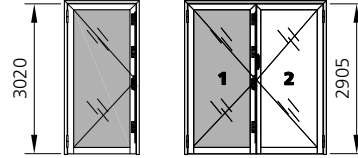
Fittings

Sets of locks
4 point locking



RZ Ø 22 mm
PZ Ø 17 mm

DIN links / gauche / left

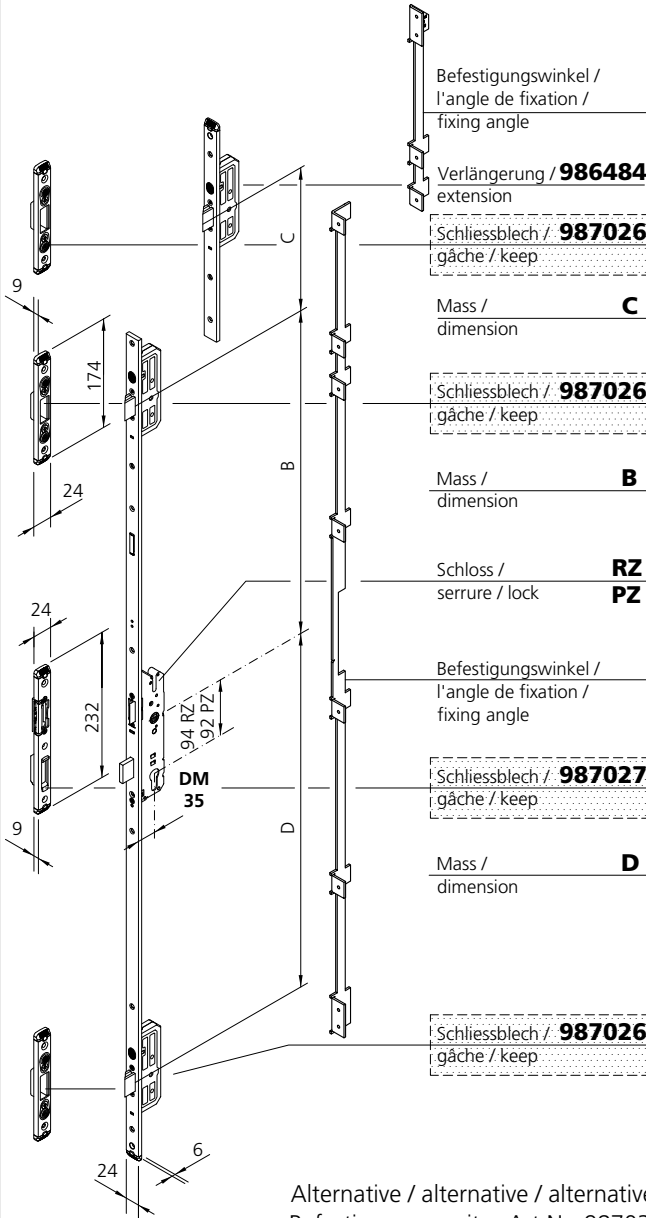


Flügelhöhe / hauteur de vantail / leaf height

2285	2485	2685	2885
-	-	-	-
2484	2684	2884	3020(2905)

Selbstverriegelnd (Magnetkontakt)
Verrouillage automatique (contact magnétique)
Self-locking (magnetic contacts)

**Schloss mit Schliessblech bestellen
serrure avec gâche à commander
order lock with keep**



987035	987035	987035	987035
1x	1x	1x	1x
1x	1x	1x	1x
350	550	750	950
1x	1x	1x	1x
729	729	729	729
986461 986460	986461 986460	986461 986460	986461 986460
987036	987036	987036	987036
1x	1x	1x	1x
782.5	782.5	782.5	782.5
1x	1x	1x	1x

Senkschrauben M5 x 16 mm beiliegend / vis coniques M5 x 16 mm jointes / countersunk screw M5 x 16 mm supplied

Alternative / alternative / alternative
Befestigungsgarnitur Art.Nr. 987039, 987040 zusätzlich bestellen.
Commander séparément la garniture de fixation, art. no. 987039, 987040.
Order fastening set art. no. 987039, 987040 separately.

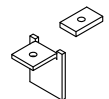


Abbildung: DIN rechts
fig.: DIN droite
fig.: DIN right

VUT 03/19

Beschläge Tür
Quincaillerie portes
Door fittings

Beschläge

Schlossgarnituren
4-Punkt-Verriegelung

Ferremets

Garnitures de serrures
Verrouillage 4 points

Fittings

Sets of locks
4 point locking


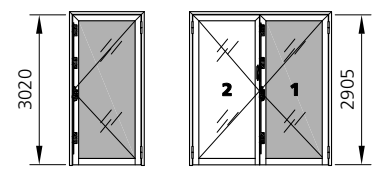
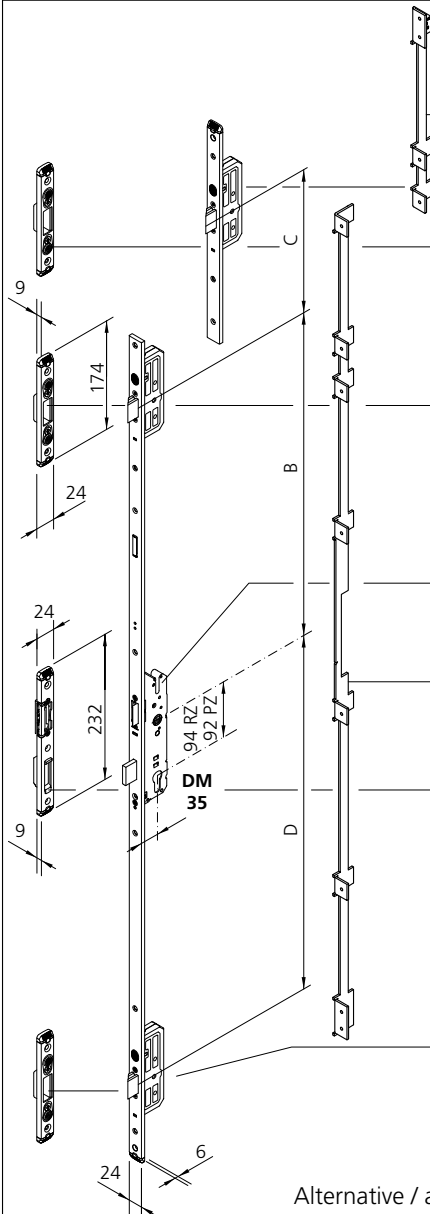




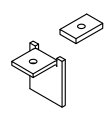
 <p>RZ Ø 22 mm PZ Ø 17 mm</p> <p>Selbstverriegelnd (Magnetkontakt) Verrouillage automatique (contact magnétique) Self-locking (magnetic contacts)</p>	<p>DIN rechts / droite / right</p> 														
	<p>Flügelhöhe / hauteur de vantail / leaf height</p> <table border="1"> <tr> <td>2285</td> <td>2485</td> <td>2685</td> <td>2885</td> </tr> <tr> <td>-</td> <td>-</td> <td>-</td> <td>-</td> </tr> <tr> <td>2484</td> <td>2684</td> <td>2884</td> <td>3020(2905)</td> </tr> </table>				2285	2485	2685	2885	-	-	-	-	2484	2684	2884
2285	2485	2685	2885												
-	-	-	-												
2484	2684	2884	3020(2905)												
 <p>Befestigungswinkel / l'angle de fixation / fixing angle</p> <p>Verlängerung / extension 986484</p> <p>Schliessblech / gâche / keep 987026</p> <p>Mass / dimension C</p> <p>Schliessblech / gâche / keep 987026</p> <p>Mass / dimension B</p> <p>Schloss / serrure / lock RZ PZ</p> <p>Befestigungswinkel / l'angle de fixation / fixing angle</p> <p>Schliessblech / gâche / keep 987028</p> <p>Mass / dimension D</p> <p>Schliessblech / gâche / keep 987026</p> <p>DM 35</p> <p>94 RZ / 92 PZ</p>	<p>Schloss mit Schliessblech bestellen serrure avec gâche à commander order lock with keep</p>														
	987035	987035	987035	987035											
	1x	1x	1x	1x											
	1x	1x	1x	1x											
	350	550	750	950											
	1x	1x	1x	1x											
	729	729	729	729											
	986461 986460	986461 986460	986461 986460	986461 986460											
	987036	987036	987036	987036											
	1x	1x	1x	1x											
782.5	782.5	782.5	782.5												
															
1x	1x	1x	1x												
<p>Senkschrauben M5 x 16 mm beiliegend / vis coniques M5 x 16 mm jointes / countersunk screw M5 x 16 mm supplied</p>															
<p>Alternative / alternative / alternative Befestigungsgarnitur Art.Nr. 987039, 987040 zusätzlich bestellen. Commander séparément la garniture de fixation, art. no. 987039, 987040. Order fastening set art. no. 987039, 987040 separately.</p> 															

Abbildung: DIN rechts
fig.: DIN droite
fig.: DIN right

Beschläge Tür
 Quincaillerie portes
 Door fittings

Beschläge

Schlossgarnituren
3-Punkt-Verriegelung

Ferremets

Garnitures de serrures
Verrouillage 3 points

Fittings

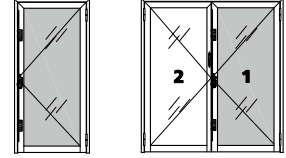
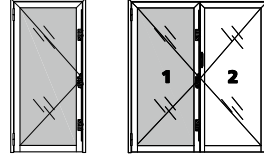
Sets of locks
3 point locking



RZ Ø 22 mm
PZ Ø 17 mm

DIN links / gauche / left

DIN rechts / droite / right



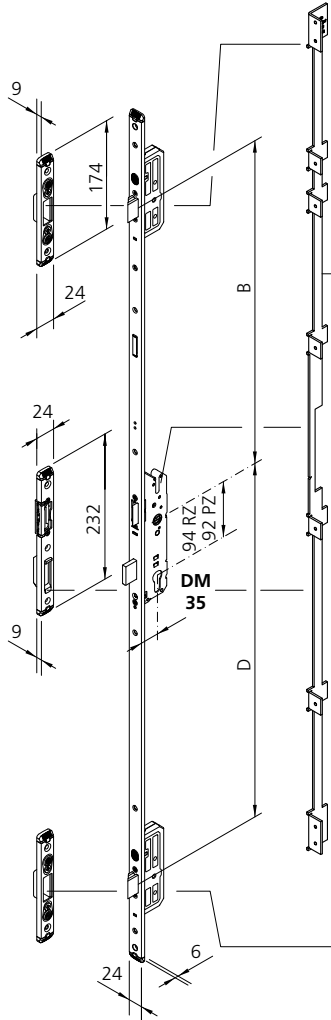
Umschaltfunktion mit Antipanik **B**
Fonction avec anti-panique **B**
Switch function with anti-panic version **B**

Flügelhöhe / hauteur de vantail / leaf height

Selbstverriegelnd (Magnetkontakt)
Verrouillage automatique (contact magnétique)
Self-locking (magnetic contacts)

1935	2135	2435	1935	2135	2435
-	-	-	-	-	-
2134	2335	2635	2134	2335	2635

Schloss mit Schliessblech bestellen
serrure avec gâche à commander
order lock with keep



Schliessblech / **987026**
gâche / keep

1x	1x	1x	1x	1x	1x
----	----	----	----	----	----

Mass / **B**
dimension

729	929	1229	729	929	1229
-----	-----	------	-----	-----	------

Befestigungswinkel /
l'angle de fixation /
fixing angle

987036	987037	987038	987036	987037	987038
---------------	---------------	---------------	---------------	---------------	---------------

Schloss / **RZ**
serrure / lock **PZ**

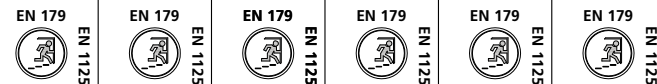
986479	986481	986483	986478	986480	986482
986473	986475	986477	986472	986474	986476

Schliessblech / **987027**
gâche / keep **987028**

1x	1x	1x	1x	1x	1x
----	----	----	----	----	----

Mass / **D**
dimension

782.5	782.5	782.5	782.5	782.5	782.5
-------	-------	-------	-------	-------	-------



Schliessblech / **987026**
gâche / keep

1x	1x	1x	1x	1x	1x
----	----	----	----	----	----

Senkschrauben M5 x 16 mm beiliegend / vis coniques M5 x 16 mm jointes /
countersunk screw M5 x 16 mm supplied

Alternative / alternative / alternative
Befestigungsgarnitur Art.Nr. 987039, 987040 zusätzlich bestellen.
Commander séparément la garniture de fixation, art. no. 987039, 987040.
Order fastening set art. no. 987039, 987040 separately.

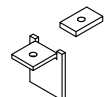


Abbildung: DIN rechts
fig.: DIN droite
fig.: DIN right

VUT 03/19

Beschläge


Schlossgarnituren
4-Punkt-Verriegelung

Ferremets

Garnitures de serrures
Verrouillage 4 points

Fittings

Sets of locks
4 point locking

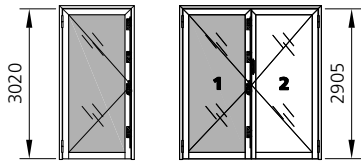


RZ Ø 22 mm
PZ Ø 17 mm

Umschaltfunktion mit Antipanik **B**
Fonction avec anti-panique **B**
Switch function with anti-panic version **B**

Selbstverriegelnd (Magnetkontakt)
Verrouillage automatique (contact magnétique)
Self-locking (magnetic contacts)

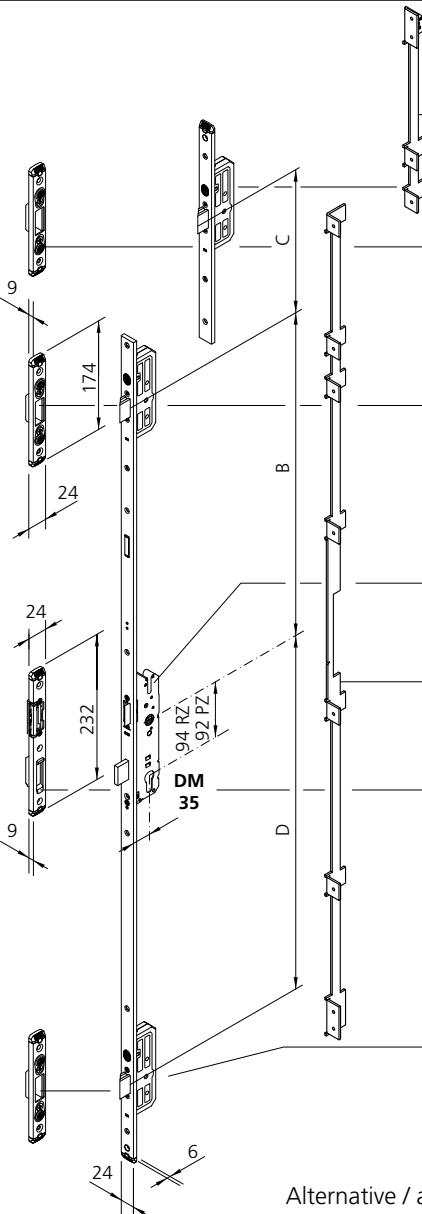
DIN links / gauche / left



Flügelhöhe / hauteur de vantail / leaf height

2285	2485	2685	2885
-	-	-	-
2484	2684	2884	3020(2905)

Schloss mit Schliessblech bestellen serrure avec gâche à commander order lock with keep				
	987035	987035	987035	987035
Befestigungswinkel / l'angle de fixation / fixing angle				
Verlängerung / extension	986484	986484	986484	986484
Schliessblech / gâche / keep	987026	987026	987026	987026
Mass / dimension	C	C	C	C
Schliessblech / gâche / keep	987026	987026	987026	987026
Mass / dimension	B	B	B	B
Schloss / serrure / lock	RZ PZ	RZ PZ	RZ PZ	RZ PZ
Befestigungswinkel / l'angle de fixation / fixing angle	987036	987036	987036	987036
Schliessblech / gâche / keep	987027	987027	987027	987027
Mass / dimension	D	D	D	D
Schliessblech / gâche / keep	987026	987026	987026	987026
Senkschrauben M5 x 16 mm beiliegend / vis coniques M5 x 16 mm jointes / countersunk screw M5 x 16 mm supplied				



Alternative / alternative / alternative
Befestigungsgarnitur Art.Nr. 987039, 987040 zusätzlich bestellen.
Commander séparément la garniture de fixation, art. no. 987039, 987040.
Order fastening set art. no. 987039, 987040 separately.

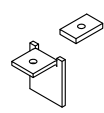


Abbildung: DIN rechts
fig.: DIN droite
fig.: DIN right

Beschläge Tür
Quincaillerie portes
Door fittings

Beschläge

Schlossgarnituren
4-Punkt-Verriegelung

Ferremets

Garnitures de serrures
Verrouillage 4 points

Fittings

Sets of locks
4 point locking

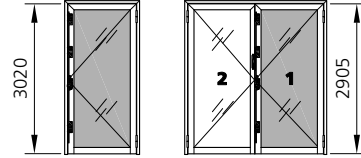


RZ Ø 22 mm
PZ Ø 17 mm

Umschaltfunktion mit Antipanik **B**
Fonction avec anti-panique **B**
Switch function with anti-panic version **B**

Selbstverriegelnd (Magnetkontakt)
Verrouillage automatique (contact magnétique)
Self-locking (magnetic contacts)

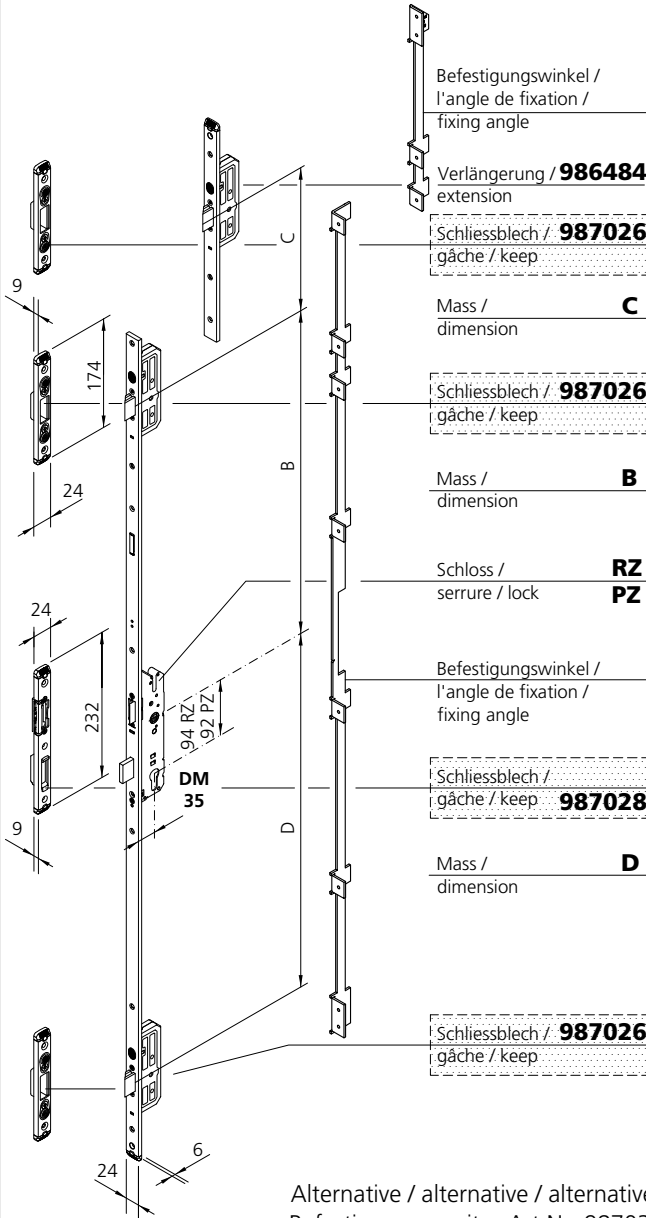
DIN rechts / droite / right



Flügelhöhe / hauteur de vantail / leaf height

2285	2485	2685	2885
-	-	-	-
2484	2684	2884	3020(2905)

**Schloss mit Schliessblech bestellen
serrure avec gâche à commander
order lock with keep**



	987035	987035	987035	987035
Befestigungswinkel / l'angle de fixation / fixing angle				
Verlängerung / extension	1x	1x	1x	1x
Schliessblech / gâche / keep	1x	1x	1x	1x
Mass / dimension	350	550	750	950
Schliessblech / gâche / keep	1x	1x	1x	1x
Mass / dimension	729	729	729	729
Schloss / serrure / lock	986478 986472	986478 986472	986478 986472	986478 986472
Befestigungswinkel / l'angle de fixation / fixing angle	987036	987036	987036	987036
Schliessblech / gâche / keep	1x	1x	1x	1x
Mass / dimension	782.5	782.5	782.5	782.5
Schliessblech / gâche / keep	1x	1x	1x	1x

Senkschrauben M5 x 16 mm beiliegend / vis coniques M5 x 16 mm jointes / countersunk screw M5 x 16 mm supplied

Alternative / alternative / alternative
Befestigungsgarnitur Art.Nr. 987039, 987040 zusätzlich bestellen.
Commander séparément la garniture de fixation, art. no. 987039, 987040.
Order fastening set art. no. 987039, 987040 separately.

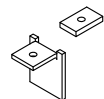



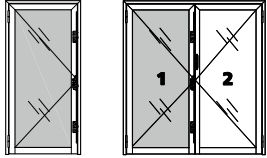
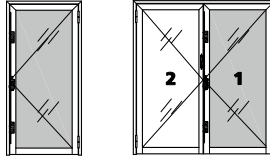
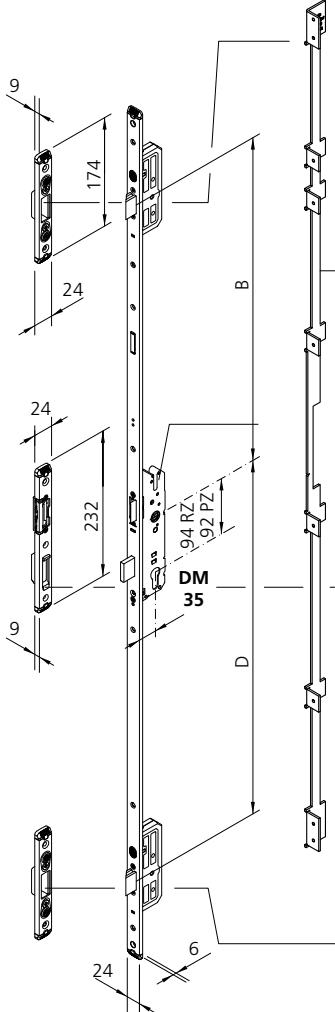






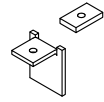
Abbildung: DIN rechts
fig.: DIN droite
fig.: DIN right

VUT 03/19

Beschläge
Schlossgarnituren
3-Punkt-Verriegelung

Ferremets
Garnitures de serrures
Verrouillage 3 points

Fittings
Sets of locks
3 point locking

 <p>RZ Ø 22 mm PZ Ø 17 mm</p> <p>Wechselfunktion mit Anti-Panik E Fonction à levier avec anti-panique E Lever handle set with anti-panic version E</p> <p>Selbstverriegelnd (Magnetkontakt) Verrouillage automatique (contact magnétique) Self-locking (magnetic contacts)</p>	<p>DIN links / gauche / left</p> 		<p>DIN rechts / droite / right</p> 																				
	<p>Flügelhöhe / hauteur de vantail / leaf height</p> <table border="1"> <tr> <td>1935</td> <td>2135</td> <td>2435</td> <td>1935</td> <td>2135</td> <td>2435</td> </tr> <tr> <td>-</td> <td>-</td> <td>-</td> <td>-</td> <td>-</td> <td>-</td> </tr> <tr> <td>2134</td> <td>2335</td> <td>2635</td> <td>2134</td> <td>2335</td> <td>2635</td> </tr> </table>						1935	2135	2435	1935	2135	2435	-	-	-	-	-	-	2134	2335	2635	2134	2335
1935	2135	2435	1935	2135	2435																		
-	-	-	-	-	-																		
2134	2335	2635	2134	2335	2635																		
<p>Schloss mit Garnitur bestellen serrure avec garniture à commander order lock with set</p>																							
	<p>Schliesblech / gâche / keep 987026</p>	1x	1x	1x	1x	1x	1x																
	<p>Mass / dimension B</p>	729	929	1229	729	929	1229																
<p>Befestigungswinkel / l'angle de fixation / fixing angle</p>	987036	987037	987038	987036	987037	987038																	
<p>Schloss / serrure / lock</p>	RZ PZ	986467 986466	986469 986468	986471 986470	986467 986466	986469 986468	986471 986470																
<p>Schliesblech / gâche / keep 987027 987028</p>	1x	1x	1x	1x	1x	1x																	
<p>Mass / dimension D</p>	782.5	782.5	782.5	782.5	782.5	782.5																	
																							
<p>Schliesblech / gâche / keep 987026</p>	1x	1x	1x	1x	1x	1x																	
<p>Senkschrauben M5 x 16 mm beiliegend / vis coniques M5 x 16 mm jointes / countersunk screw M5 x 16 mm supplied</p>																							
<p>Alternative / alternative / alternative Befestigungsgarnitur Art.Nr. 987039, 987040 zusätzlich bestellen. Commander séparément la garniture de fixation, art. no. 987039, 987040. Order fastening set art. no. 987039, 987040 separately.</p> 																							

Beschläge Tür
Quincaillerie portes
Door fittings

Beschläge

Schlossgarnituren
4-Punkt-Verriegelung

Ferremets

Garnitures de serrures
Verrouillage 4 points

Fittings

Sets of locks
4 point locking

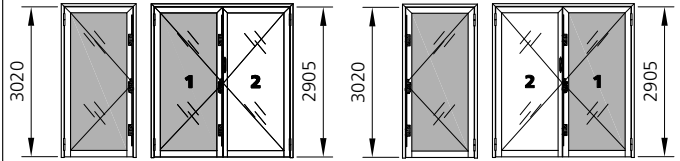


RZ Ø 22 mm
PZ Ø 17 mm

Wechselfunktion mit Anti-Panik **E**
Fonction à levier avec anti-panique **E**
Lever handle set with anti-panic version **E**

Selbstverriegelnd (Magnetkontakt)
Verrouillage automatique (contact magnétique)
Self-locking (magnetic contacts)

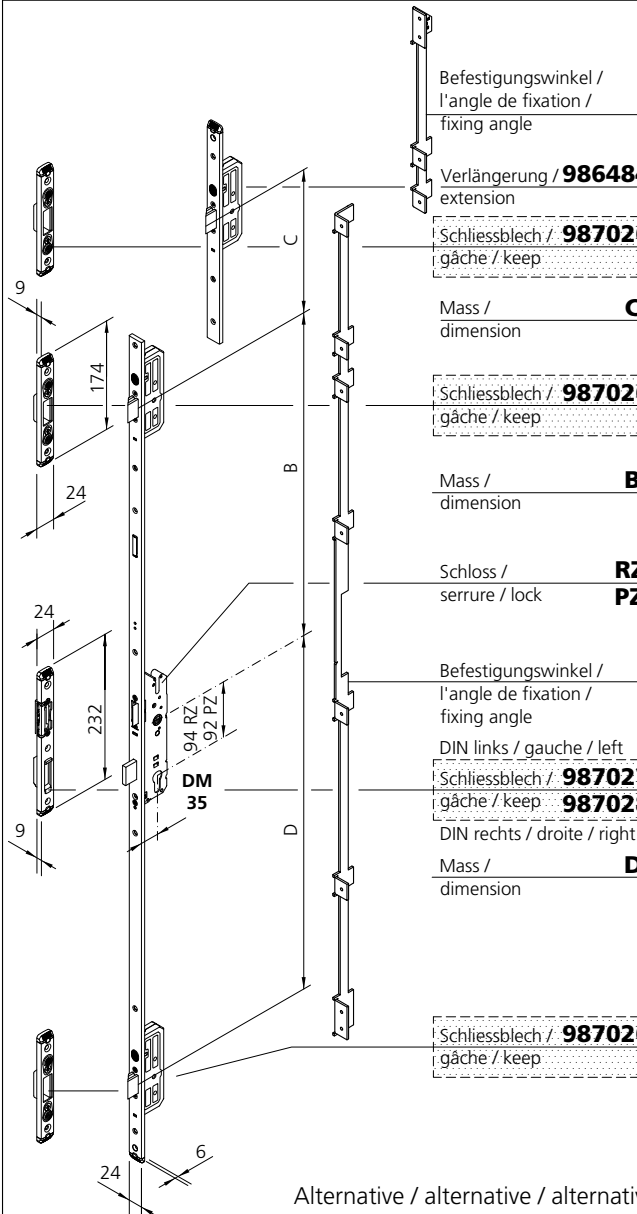
DIN links / gauche / left **DIN rechts / droite / right**



Flügelhöhe / hauteur de vantail / leaf height

2285	2485	2685	2885
-	-	-	-
2484	2684	2884	3020(2905)

Schloss mit Schliessblech bestellen
serrure avec gâche à commander
order lock with keep



	987035	987035	987035	987035
Befestigungswinkel / l'angle de fixation / fixing angle				
Verlängerung / extension	1x	1x	1x	1x
Schliessblech / gâche / keep	1x	1x	1x	1x
Mass / dimension	350	550	750	950
Schliessblech / gâche / keep	1x	1x	1x	1x
Mass / dimension	729	729	729	729
Schloss / serrure / lock	986467 986466	986467 986466	986467 986466	986467 986466
Befestigungswinkel / l'angle de fixation / fixing angle	987036	987036	987036	987036
DIN links / gauche / left				
Schliessblech / gâche / keep	1x	1x	1x	1x
DIN rechts / droite / right				
Mass / dimension	782.5	782.5	782.5	782.5
Schliessblech / gâche / keep	1x	1x	1x	1x

Senkschrauben M5 x 16 mm beiliegend / vis coniques M5 x 16 mm jointes / countersunk screw M5 x 16 mm supplied

Alternative / alternative / alternative
Befestigungsgarnitur Art.Nr. 987039, 987040 zusätzlich bestellen.
Commander séparément la garniture de fixation, art. no. 987039, 987040.
Order fastening set art. no. 987039, 987040 separately.

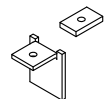




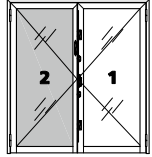




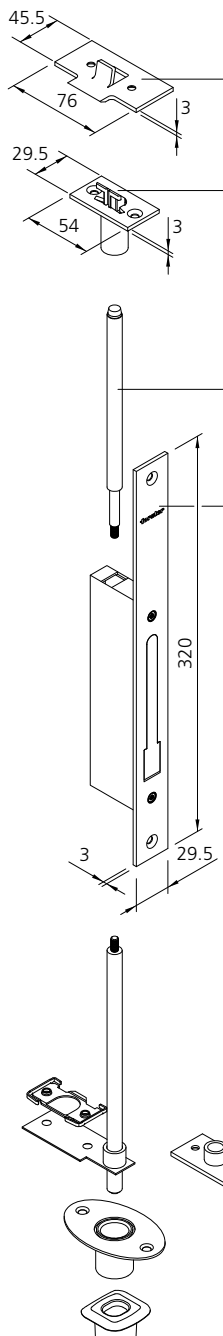
Abbildung: DIN rechts
fig.: DIN droite
fig.: DIN right

VUT 03/19

Beschläge
Standflügelverriegelungen

Ferremets
Verrouillage du vantail semi-fixe

Fittings
Passive leaf locks

 <p>RZ Ø 22 mm PZ Ø 17 mm</p>	<table border="0"> <tr> <td>DIN links / DIN gauche / DIN left</td> <td>DIN rechts / DIN droite / DIN right</td> </tr> <tr> <td></td> <td></td> </tr> </table>	DIN links / DIN gauche / DIN left	DIN rechts / DIN droite / DIN right						
DIN links / DIN gauche / DIN left	DIN rechts / DIN droite / DIN right								
									
<p>Abbildung: DIN rechts / fig.: DIN droite / fig.: DIN right</p>  <p>Schliessblech / Gâche / Keep 987006</p> <p>Schaltschloss / Serrure de maintien / Switch latch 987002</p> <p>Stange nach oben / Tringle vers le haut / Rod upwards 987004</p> <p>Selbstverriegelndes Falztreibriegel-Schloss / Crémone à levier avec verrouillage automatique / Self-locking drive bolt-lock 987456</p> <p>Befestigungsgarnitur Art.Nr. 987040 zusätzlich bestellen. Commander séparément la garniture de fixation, art. no. 987040. Order fastening set art. no. 987040 separately.</p> <p>wahlweise / à choix / at choice:</p> <p>Stange nach unten / Tringle vers le bas / Rod downwards Art. Nr. / art. no. / art. no. 987005</p> <p>Stangenführung / Guide de tringle / Rod guide Sockel stumpf / socle coupe droite / butt joint Art. Nr. / art. no. / art. no. 987011 + 987072</p> <p>Gehrung / coupe en onglet / mitre joint Art. Nr. / art. no. / art. no. 987010</p> <p>Verstellbare Bodenschliesshülse / Douille de fermeture au sol réglable / Adjustable floor covering bush Art. Nr. / art. no. / art. no. 987051 Art. Nr. / art. no. / art. no. 987052</p>	<p>Einzelteile bestellen pièces détachées à commander order individual parts</p> <table border="0"> <tr> <td></td> <td>1x</td> </tr> <tr> <td></td> <td>1x</td> </tr> <tr> <td></td> <td>1x</td> </tr> <tr> <td></td> <td>1x</td> </tr> </table> <p>Senkschrauben M5 x 10 mm beiliegend / vis coniques M5 x 10 mm jointes / countersunk screw M5 x 10 mm supplied</p>		1x		1x		1x		1x
	1x								
	1x								
	1x								
	1x								

Beschläge Tür
Quincaillerie portes
Door fittings

Beschläge
Schlösser

Ferremets
Serrures

Fittings
Locks

Beschläge Tür
Quincaillerie portes
Door fittings



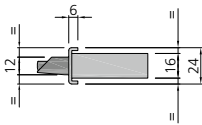

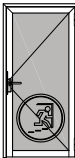
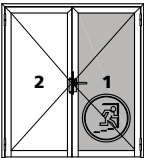
Abbildung Figure Figure	Bezeichnung Désignation Designation	Verkaufseinheit Unité de vente Sales unit	Art.Nr. art. no. art. no.
	<div style="display: flex; justify-content: space-around; align-items: center;"> </div> <p>RZ PZ</p> <p>Zylinder Ø 22 / Ø 17 mm; DIN links und DIN rechts verwendbar; selbstverriegelnd; Umlegbare Falle; Forster-Stulp Edelstahl geschliffen; Schlosskasten verzinkt; inklusive Befestigungsschrauben</p> <p>Cylindre Ø 22 / Ø 17 mm; utilisation possible DIN gauche et DIN droite; verrouillage automatique; bec de cane basculant; tête Forster en acier inox meulé; boîtier de serrure zingué; avec vis de fixation</p> <p>Ø 22 / Ø 17 mm cylinder; applicable on DIN left and DIN right; self-locking; switchable handle; Forster front plate stainless steel polished; lock casing galvanised; including fastening screws</p> <p>Mehrfachverriegelung-Schloss Serrure à verrouillage multiple Multi-point lock</p> <p>Flügelhöhe / Hauteur de vantail / Leaf height: 1935 - 2134 mm</p> <p>Länge Stulp / Longueur tête / Ø 22 mm Face plate length = 1790 mm Ø 17 mm B = 729 mm</p> <p>Flügelhöhe / Hauteur de vantail / Leaf height: 2135 - 2335 mm</p> <p>Länge Stulp / Longueur tête / Ø 22 mm Face plate length = 1990 mm Ø 17 mm B = 929 mm</p> <p>Flügelhöhe / Hauteur de vantail / Leaf height: 2435 - 2635 mm</p> <p>Länge Stulp / Longueur tête / Ø 22 mm Face plate length = 2290 mm Ø 17 mm B = 1229 mm</p> <div style="display: flex; justify-content: space-around; align-items: center; margin-top: 20px;"> </div>	<p style="text-align: center;">1 Stk./pce</p> <p style="text-align: center;">RZ 986461 PZ 986460</p> <p style="text-align: center;">1 Stk./pce</p> <p style="text-align: center;">RZ 986463 PZ 986462</p> <p style="text-align: center;">1 Stk./pce</p> <p style="text-align: center;">RZ 986465 PZ 986464</p>	<div style="text-align: center; margin-top: 100px;"> </div>

VUT 03/19

Beschläge
Schlösser

Ferremets
Serrures

Fittings
Locks

Abbildung Figure Figure	Bezeichnung Désignation Designation	Verkaufseinheit Unité de vente Sales unit	Art.Nr. art. no. art. no.
	<div style="display: flex; justify-content: space-around; align-items: center;">   </div> <p>RZ PZ</p> <p>Zylinder Ø 22 / Ø 17 mm; DIN rechts verwendbar; selbstverriegelnd; Forster-Stulp Edelstahl geschliffen; Schlosskasten verzinkt; inklusive Befestigungsschrauben</p> <p>Cylindre Ø 22 / Ø 17 mm; utilisation possible DIN droite; verrouillage automatique; tête Forster en acier inox meulé; boîtier de serrure zingué; avec vis de fixation</p> <p>Ø 22 / Ø 17 mm cylinder; applicable on DIN right; self-locking; Forster front plate stainless steel polished; lock casing galvanised; including fastening screws</p> <p>Mehrfachverriegelung-Schloss, DIN rechts Serrure à verrouillage multiple, DIN droite Multi-point lock, DIN right</p> <p>Flügelhöhe / Hauteur de vantail / Leaf height: 1935 - 2134 mm</p> <p>Länge Stulp / Longueur tête / Ø 22 mm Face plate length = 1790 mm B = 729 mm Ø 17 mm</p> <p>Flügelhöhe / Hauteur de vantail / Leaf height: 2135 - 2335 mm</p> <p>Länge Stulp / Longueur tête / Ø 22 mm Face plate length = 1990 mm B = 929 mm Ø 17 mm</p> <p>Flügelhöhe / Hauteur de vantail / Leaf height: 2435 - 2635 mm</p> <p>Länge Stulp / Longueur tête / Ø 22 mm Face plate length = 2290 mm B = 1229 mm Ø 17 mm</p> <div style="text-align: center;">  </div>	<p>1 Stk./pce</p> <p>1 Stk./pce</p> <p>1 Stk./pce</p>	<p>Funktion B Fonction B Function B</p> <p>EN 179  EN 1125</p> <p>RZ 986478 PZ 986472</p> <p>RZ 986480 PZ 986474</p> <p>RZ 986482 PZ 986476</p> <div style="display: flex; justify-content: space-around; align-items: center;">   </div>



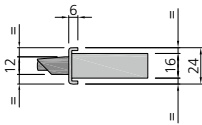

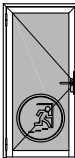
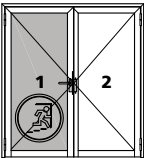
Beschläge Tür
Quincaillerie portes
Door fittings

Beschläge
Schlösser

Ferremets
Serrures

Fittings
Locks

Beschläge Tür
Quincaillerie portes
Door fittings



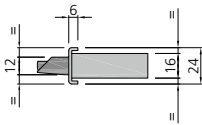
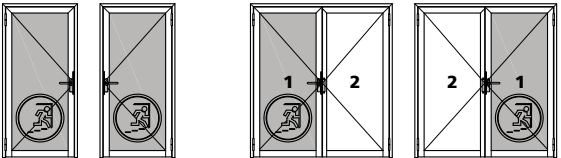

Abbildung Figure Figure	Bezeichnung Désignation Designation	Verkaufseinheit Unité de vente Sales unit	Art.Nr. art. no. art. no.
	<div style="display: flex; justify-content: space-around; align-items: center;"> <div style="text-align: center;">  <p>RZ</p> </div> <div style="text-align: center;">  <p>PZ</p> </div> </div> <p>Zylinder Ø 22 / Ø 17 mm; DIN links verwendbar; selbstverriegelnd; Forster-Stulp Edelstahl geschliffen; Schlosskasten verzinkt; inklusive Befestigungsschrauben</p> <p>Cylindre Ø 22 / Ø 17 mm; utilisation possible DIN gauche; verrouillage automatique; tête Forster en acier inox meulé; boîtier de serrure zingué; avec vis de fixation</p> <p>Ø 22 / Ø 17 mm cylinder; applicable on DIN left; self-locking; Forster front plate stainless steel polished; lock casing galvanised; including fastening screws</p> <p>Mehrfachverriegelung-Schloss, DIN links Serrure à verrouillage multiple, DIN gauche Multi-point lock, DIN left</p> <p>Flügelhöhe / Hauteur de vantail / Leaf height: 1935 - 2134 mm</p> <p>Länge Stulp / Longueur tête / Face plate length = 1790 mm B = 729 mm</p> <p>Flügelhöhe / Hauteur de vantail / Leaf height: 2135 - 2335 mm</p> <p>Länge Stulp / Longueur tête / Face plate length = 1990 mm B = 929 mm</p> <p>Flügelhöhe / Hauteur de vantail / Leaf height: 2435 - 2635 mm</p> <p>Länge Stulp / Longueur tête / Face plate length = 2290 mm B = 1229 mm</p> <div style="display: flex; justify-content: center; align-items: center; margin-top: 20px;">  </div>	<p>1 Stk./pce</p> <p>1 Stk./pce</p> <p>1 Stk./pce</p>	<p>Funktion B Fonction B Function B</p> <p style="text-align: center;">EN 179  EN 1125</p> <p>RZ 986479 PZ 986473</p> <p>RZ 986481 PZ 986475</p> <p>RZ 986483 PZ 986477</p> <div style="display: flex; justify-content: center; align-items: center; margin-top: 20px;">   </div>

VUT 03/19

Beschläge
Schlösser

Ferremets
Serrures

Fittings
Locks

Abbildung Figure Figure	Bezeichnung Désignation Designation	Verkaufseinheit Unité de vente Sales unit	Art.Nr. art. no. art. no.
	<div style="display: flex; justify-content: space-around; align-items: center;"> <div style="text-align: center;">  <p>RZ</p> </div> <div style="text-align: center;">  <p>PZ</p> </div> </div> <p>Zylinder Ø 22 / Ø 17 mm; DIN links und DIN rechts verwendbar; selbstverriegelnd; Umlegbare Falle; Forster-Stulp Edelstahl geschliffen; Schlosskasten verzinkt; inklusive Befestigungsschrauben</p> <p>Cylindre Ø 22 / Ø 17 mm; utilisation possible DIN gauche et DIN droite; verrouillage automatique; bec de cane basculant; tête Forster en acier inox meulé; boîtier de serrure zingué; avec vis de fixation</p> <p>Ø 22 / Ø 17 mm cylinder; applicable on DIN left and DIN right; self-locking; switchable handle; Forster front plate stainless steel polished; lock casing galvanised; including fastening screws</p> <p>Mehrfachverriegelung-Schloss Serrure à verrouillage multiple Multi-point lock</p> <p>Flügelhöhe / Hauteur de vantail / Leaf height: 1935 - 2134 mm</p> <p>Länge Stulp / Longueur tête / Ø 22 mm Face plate length = 1790 mm B = 729 mm Ø 17 mm</p> <p>Flügelhöhe / Hauteur de vantail / Leaf height: 2135 - 2335 mm</p> <p>Länge Stulp / Longueur tête / Ø 22 mm Face plate length = 1990 mm B = 929 mm Ø 17 mm</p> <p>Flügelhöhe / Hauteur de vantail / Leaf height: 2435 - 2635 mm</p> <p>Länge Stulp / Longueur tête / Ø 22 mm Face plate length = 2290 mm B = 1229 mm Ø 17 mm</p> <div style="display: flex; justify-content: center; align-items: center; margin-top: 20px;">  <div style="margin-left: 20px;">  </div> </div>	<p>1 Stk./pce</p> <p>1 Stk./pce</p> <p>1 Stk./pce</p>	<p>Funktion E Fonction E Function E</p> <p style="text-align: center;">EN 179  EN 1125</p> <p>RZ 986467</p> <p>PZ 986466</p> <p>RZ 986469</p> <p>PZ 986468</p> <p>RZ 986471</p> <p>PZ 986470</p>

Beschläge Tür
Quincaillerie portes
Door fittings

Beschläge
Schlösser
Verlängerung

Ferremets
Serrures
Extension

Fittings
Locks
Extension

Abbildung Figure Figure	Bezeichnung Désignation Designation	Verkaufseinheit Unité de vente Sales unit	Art.Nr. art. no. art. no.
	<p>DIN links und DIN rechts verwendbar; Selbstverriegelnd; Umlegbare Falle; Forster-Stulp Edelstahl geschliffen; Schlosskasten verzinkt; inklusive Befestigungsschrauben; in Kombination mit 986460/-461, 986478/-479, 986472/-473, 986466/-467</p> <p>utilisation possible DIN gauche et DIN droite; verrouillage automatique; bec de cane basculant; têteière Forster en acier inox meulé; boîtier de serrure zingué; avec vis de fixation; en combinaison avec 986460/-461, 986478/-479, 986472/-473, 986466/-467</p> <p>applicable on DIN left and DIN right; Self-locking; switchable handle; Forster front plate stainless steel polished; lock casing galvanised; including fastening screws; in combination with 986460/-461, 986478/-479, 986472/-473, 986466/-467</p> <p>Verlängerung für Mehrfachverriegelung Extension pour serrure à verrouillage multiple Extension for multi-point lock</p> <p>Flügelhöhe / Hauteur de vantail / Leaf height: 2285 - 2484 mm</p> <p>Länge Stulp / Longueur têteière / Face plate length = 382 mm C1 = 600 mm / C = 350 mm</p> <p>Flügelhöhe / Hauteur de vantail / Leaf height: 2485 - 2684 mm</p> <p>Länge Stulp / Longueur têteière / Face plate length = 582 mm C2 = 400 mm / C = 550 mm</p> <p>Flügelhöhe / Hauteur de vantail / Leaf height: 2685 - 2884 mm</p> <p>Länge Stulp / Longueur têteière / Face plate length = 782 mm C3 = 200 mm / C = 750 mm</p> <p>Flügelhöhe / Hauteur de vantail / Leaf height: 2885 - 3020 mm</p> <p>Länge Stulp / Longueur têteière / Face plate length = 982 mm C4 = 0 mm / C = 950 mm</p>	<p>1 Stk./pce</p> <p>1 Stk./pce</p> <p>1 Stk./pce</p> <p>1 Stk./pce</p>	<p></p> <p>986484</p>

VUT 03/19

Beschläge

Standflügelverriegelung

Ferremets

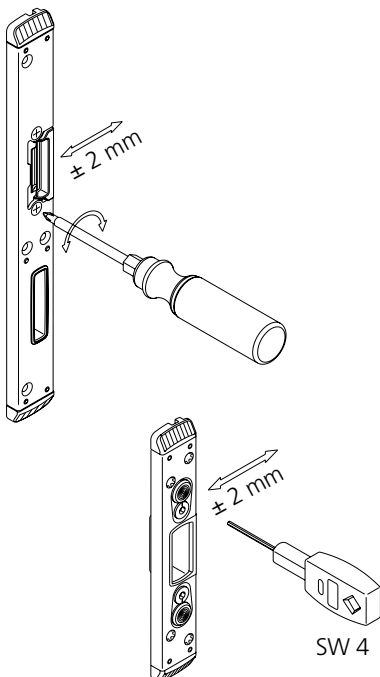
Verrouillage du vantail semi-fixe

Fittings

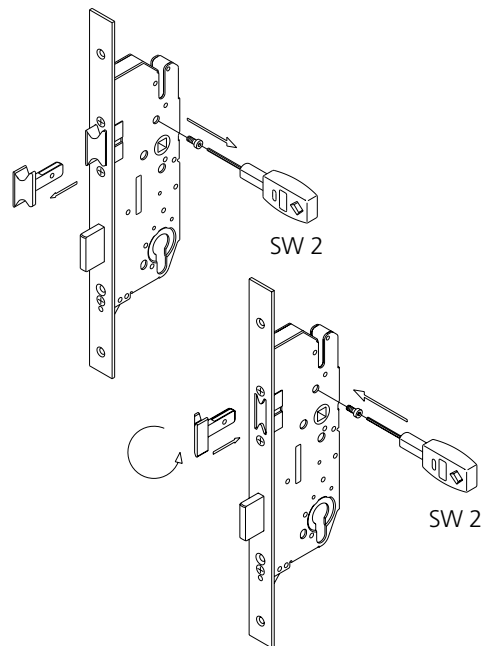
Passive leaf locks

Abbildung Figure Figure	Bezeichnung Désignation Designation	Verkaufseinheit Unité de vente Sales unit	Art.Nr. art. no. art. no.
	<p>Forster-Stulp Edelstahl geschliffen; Schlosskasten verzinkt; Anschlussgewinde M5; Hub = 20 mm; inklusive Befestigungsschrauben</p> <p>tête Forster en acier inox poli; boîtier de crémone zingué; filetage de raccordement M5; course = 20 mm; avec vis de fixation</p> <p>Forster front plate stainless steel polished; lock casing galvanised; connecting thread M5; stroke = 20 mm; including fastening screws</p> <p>Selbstverriegelndes Falztreibriegel-Schloss Crémone à levier avec verrouillage automatique Self-locking drive bolt lock</p>	<p>1 Stk./pce</p>	<p>987456</p>

Verstellung der Schliessteile
Gâche réversible gauche / droite
Adjustment of strike plates



Fallenumstellung
Bec de cane réversible gauche / droite
Latch changing

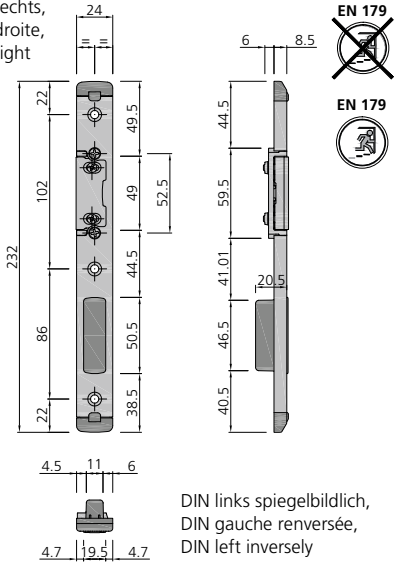
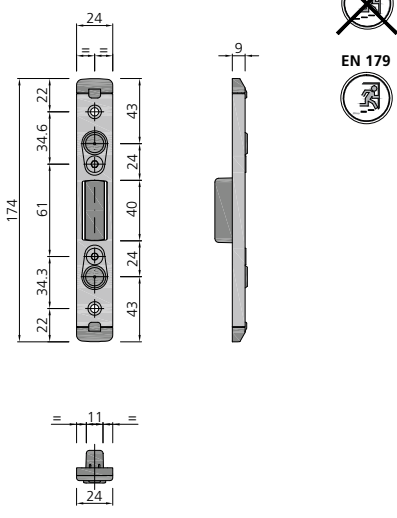
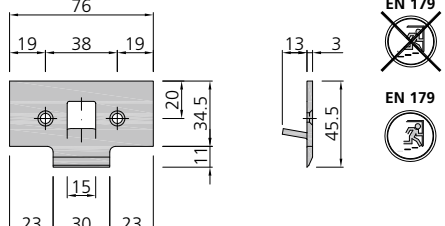


Beschläge Tür
Quincaillerie portes
Door fittings

Beschläge
Schliessbleche

Ferremets
Gâches

Fittings
Keeps

Abbildung Figure Figure	Bezeichnung Désignation Designation	Verkaufseinheit Unité de vente Sales unit	Art.Nr. art. no. art. no.
<p>DIN rechts, DIN droite, DIN right</p>  <p>DIN links spiegelbildlich, DIN gauche renversée, DIN left inversely</p>	<p>Schliessblech für Hauptschloss</p> <p>Gâche pour serrure principale</p> <p>Keep for main lock</p> <p>DIN links, DIN gauche, DIN left DIN rechts, DIN droite, DIN right</p>	<p>1 Stk./pce</p>	<p>987027 987028</p>
	<p>Schliessblech für Nebenschloss gross DIN links und DIN rechts anwendbar</p> <p>Gâche pour grande serrure secondaire utilisation DIN gauche et DIN droite</p> <p>Keep for large auxiliary lock usage DIN left and DIN right</p>	<p>1 Stk./pce</p>	<p>987026</p>
	<p>Schliessblech Gâche Keep of door</p>	<p>1 Stk./pce</p>	<p>987006</p>

Beschläge Tür
Quincaillerie portes
Door fittings

Beschläge
Zubehör

Ferremets
Accessoires

Fittings
Accessories

Abbildung Figure Figure	Bezeichnung Désignation Designation	Verkaufseinheit Unité de vente Sales unit	Art.Nr. art no art. no.
	EN 179 EN 1125 Sicherungsbolzen Goujon de sécurité Locking pin EN 179 EN 1125	1 Stk./pce	987713
	EN 179 EN 1125 Stangenführung für Gehrung Guide de tringle pour coupe en onglet Rod guide for mitre joint EN 179 EN 1125	1 Stk./pce	987010
	EN 179 EN 1125 Ersatzschraube M5 x 6.5 für Schlösser, Schliessbleche und Standflügelverriegelung Vis de rechange M5 x 6.5 pour serrure, gâches et verrouillages de vantail semi-fixe Replacement screw M5 x 6.5 for locks, keeps and vertical locks	100 Stk./pcs	986800
	EN 179 EN 1125 Stangenführung für Sockel stumpf Guide de tringle pour socle coupe droite Rod guide for butt joint EN 179 EN 1125	1 Stk./pce	987011
	EN 179 EN 1125 Verstellbare Bodenschliesshülse Edelstahl Verstellbereich +/- 3 mm Douille de fermeture au sol réglable Acier inox Plage de réglage +/- 3 mm Adjustable floor covering sheath Stainless steel Adjustment range +/- 3 mm	1 Stk./pce	987051
	EN 179 EN 1125 Verstellbare Bodenschliesshülse Edelstahl, Verstellbereich +/- 2 mm Douille de fermeture au sol réglable Acier inox, plage de réglage +/- 2 mm Adjustable floor covering bush stainless steel, adjustment range +/- 2 mm	1 Stk./pce	987052

Beschläge
Befestigungsschiene

Ferremets
Barre de fixation

Fittings
Fastening rail

Abbildung Figure Figure	Bezeichnung Désignation Designation	Verkaufseinheit Unité de vente Sales unit	Art.Nr. art. no. art. no.
	<p>DIN links und DIN rechts verwendbar; Edelstahl; utilisation possible DIN gauche et DIN droite; acier inox; applicable on DIN left and DIN right; stainless steel;</p> <p>Befestigungsschiene für Mehrfachverriegelung Barre de fixation pour serrure multipoint Fastening rail for multi-point lock</p> <p>Flügelhöhe / Hauteur de vantail / Leaf height: 1935 - 2134 mm</p> <p>Länge Winkel / Longueur angle / Angle length = 1770 mm</p> <p>Flügelhöhe / Hauteur de vantail / Leaf height: 2135 - 2335 mm</p> <p>Länge Winkel / Longueur angle / Angle length = 1980 mm</p> <p>Flügelhöhe / Hauteur de vantail / Leaf height: 2435 - 2635 mm</p> <p>Länge Winkel / Longueur angle / Angle length = 2280 mm</p>	<p>1 Stk./pce</p> <p>1 Stk./pce</p> <p>1 Stk./pce</p>	<p>987036</p> <p>987037</p> <p>987038</p>

VUT 03/19

Beschläge
Befestigungsschiene

Ferremets
Barre de fixation

Fittings
Fastening rail

Abbildung Figure Figure	Bezeichnung Désignation Designation	Verkaufseinheit Unité de vente Sales unit	Art.Nr. art. no. art. no.
	<p>DIN links und DIN rechts verwendbar; Edelstahl; in Kombination mit 987036 utilisation possible DIN gauche et DIN droite; acier inox; en combinaison avec 987036 applicable on DIN left and DIN right; stainless steel; in combination with 987036</p> <p>Befestigungsschiene für Verlängerung Mehrfachverriegelung Barre de fixation pour l'extension de la serrure multipoint Fastening rail for multi-point lock extension</p> <p>Flügelhöhe / Hauteur de vantail / Leaf height: 2285 - 2484 mm Länge Winkel / Longueur angle / Angle length = 353 mm C1 = 600 mm</p> <p>Flügelhöhe / Hauteur de vantail / Leaf height: 2485 - 2684 mm Länge Winkel / Longueur angle / Angle length = 553 mm C2 = 400 mm</p> <p>Flügelhöhe / Hauteur de vantail / Leaf height: 2685 - 2884 mm Länge Winkel / Longueur angle / Angle length = 753 mm C3 = 200 mm</p> <p>Flügelhöhe / Hauteur de vantail / Leaf height: 2885 - 3020 mm Länge Winkel / Longueur angle / Angle length = 953 mm C4 = 0 mm</p>	<p>1 Stk./pce</p> <p>1 Stk./pce</p> <p>1 Stk./pce</p> <p>1 Stk./pce</p>	<p>987035</p>

Beschläge Tür
Quincaillerie portes
Door fittings

Beschläge
Zubehör

Ferremets
Accessoires

Fittings
Accessories

Abbildung Figure Figure	Bezeichnung Désignation Designation	Verkaufseinheit Unité de vente Sales unit	Art.Nr. art no art. no.
<p>1</p>	<p>Befestigungsgarnitur 1-flügelig 1 - Einschweisswinkel 22 Stk.</p> <p>Garniture de fixation 1 vantail 1 - Angle à souder 22 pcs</p> <p>Set fastening single-leaved 1 Angle to the welding 22 pcs</p>	1 Stk./pce	987039
<p>2</p>	<p>Befestigungsgarnitur 2-flügelig 1 - Einschweisswinkel 22 Stk. 2 - Einschweissplatte 6 Stk.</p> <p>Garniture de montage 2 vantaux 1 - Angle à souder 22 pcs 2 - Tôle à souder 6 pcs</p> <p>Set order mounting double-leaved 1 Angle to the welding 22 pcs 2 Plate to the welding 6 pcs</p>	1 Stk./pce	987040
	<p>Befestigungsplatte 25.3 x 15 x 4</p> <p>Plaque de fixation 25.3 x 15 x 4</p> <p>Fastening plate 25.3 x 15 x 4</p>	10 Stk./pcs	987081

Beschläge Tür
 Quincaillerie portes
 Door fittings

Beschläge

Obere und untere Verriegelung

Ferremets

Verrouillage vers le haut et vers le bas

Fittings

Shootbolt up- and downwards

Abbildung Figure Figure	Bezeichnung Désignation Designation	Verkaufseinheit Unité de vente Sales unit	Art.Nr. art no art. no.
	<p>EN 179 EN 1125</p> <p>EN 179 EN 1125</p> <p>Stange nach oben Tringle vers le haut Rod upwards</p>	1 Stk./pce	987004
	<p>EN 179 EN 1125</p> <p>EN 179 EN 1125</p> <p>Schaltschloss Serrure de maintien Switch latch</p>	1 Stk./pce	987002
	<p>EN 179 EN 1125</p> <p>EN 179 EN 1125</p> <p>Stange nach unten (Falztreibriegelschloss) Tringle vers le bas (crémone de commande à levier) Rod downwards (drive bolt lock)</p>	1 Stk./pce	987005

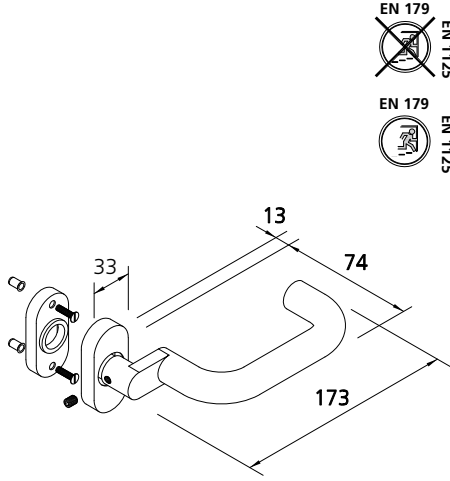
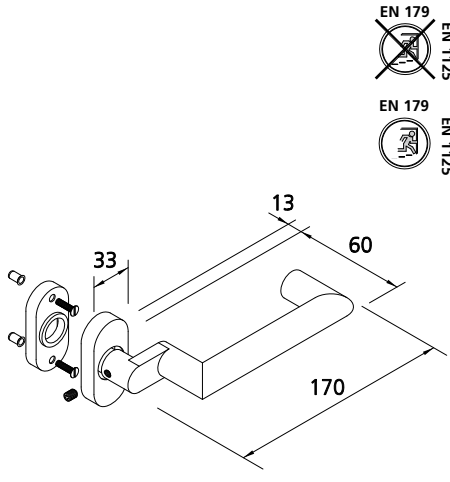
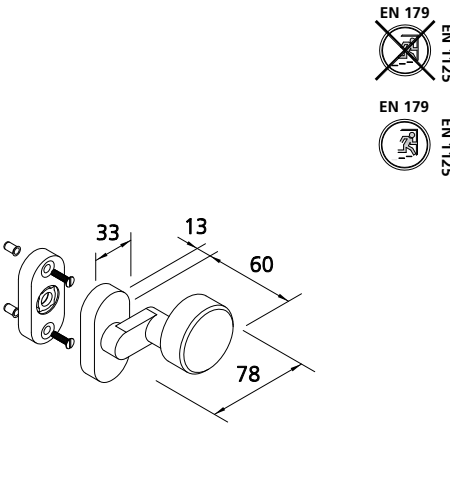


Beschläge Tür
Quincaillerie portes
Door fittings

Beschläge
Drücker

Ferrements
Poignées

Fittings
Handles

Abbildung Figure Figure	Bezeichnung Désignation Designation	Verkaufseinheit Unité de vente Sales unit	Art. Nr. art. no. art. no.
	<p>Türdrücker Edelstahl (matt geschliffen), Dorn 9 mm, mit Rückhaltefeder Poignée de porte acier inox (poli mat), carré de 9 mm, avec ressort de rappel Door handle stainless steel (polished mat finish), nut spindle 9 mm, with backing spring</p> <p>2 Stk. M5 x 20 mm Schrauben mit Einnietmutter 2 pces de M5 x 20 mm vis avec rivet taraudé 2 units M5 x 20 mm screws with rivet nut</p>	<p>1 Stk./pce</p>	<p>907350</p>
	<p>Türdrücker Edelstahl (matt geschliffen), Dorn 9 mm, mit Rückhaltefeder Poignée de porte acier inox (poli mat), carré de 9 mm, avec ressort de rappel Door handle stainless steel (polished mat finish), nut spindle 9 mm, with backing spring</p> <p>2 Stk. M5 x 20 mm Schrauben mit Einnietmutter 2 pces de M5 x 20 mm vis avec rivet taraudé 2 units M5 x 20 mm screws with rivet nut</p>	<p>1 Stk./pce</p>	<p>907351</p>
	<p>Türknoopf Edelstahl (matt geschliffen), Dorn 9 mm Bouton de porte acier inox (poli mat), carré de 9 mm Door knob stainless steel (polished mat finish), nut spindle 9 mm</p> <p>2 Stk. M5 x 20 mm Schrauben mit Einnietmutter 2 pces de M5 x 20 mm vis avec rivet taraudé 2 units M5 x 20 mm screws with rivet nut</p>	<p>1 Stk./pce</p>	<p>907356</p>

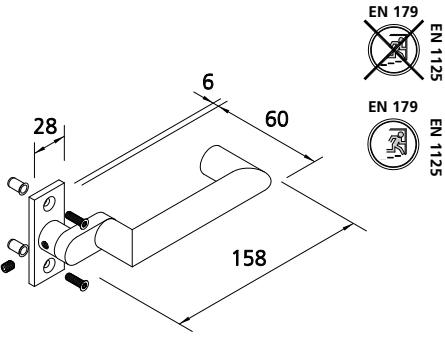
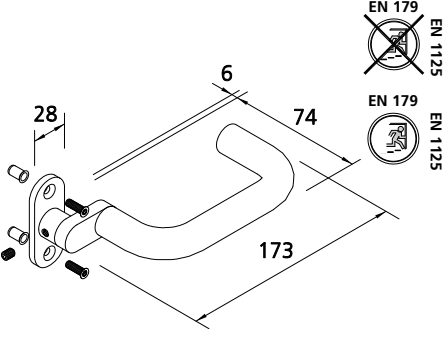
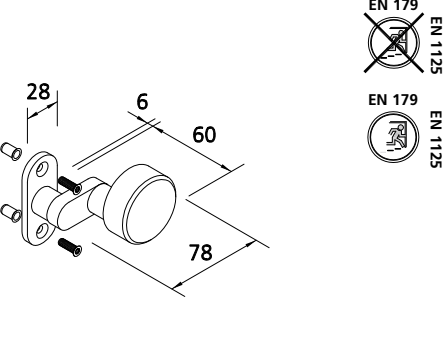
Beschläge Tür
 Quincaillerie portes
 Door fittings

VUT 03/19

Beschläge
Drücker

Ferrements
Poignées

Fittings
Handles

Abbildung Figure Figure	Bezeichnung Désignation Designation	Verkaufseinheit Unité de vente Sales unit	Art. Nr. art. no. art. no.
	Türdrücker Edelstahl (matt geschliffen), Dorn 9 mm, Poignée de porte acier inox (poli mat), carré de 9 mm, Door handle stainless steel (polished mat finish), nut spindle 9 mm,	1 Stk./pce	907326
	Türdrücker Edelstahl (matt geschliffen), Dorn 9 mm, Poignée de porte acier inox (poli mat), carré de 9 mm, Door handle stainless steel (polished mat finish), nut spindle 9 mm,	1 Stk./pce	907327
	Türknoopf Edelstahl (matt geschliffen), Dorn 9 mm Bouton de porte acier inox (poli mat), carré de 9 mm Door knob stainless steel (polished mat finish), nut spindle 9 mm	1 Stk./pce	907329

Beschläge

Antipanik-Druckstange

Ferrements

Barre anti-panique

Fittings

Anti-panic touch-bar

Beschläge Tür
Quincaillerie portes
Door fittings

Abbildung Figure Figure	Bezeichnung Désignation Designation	Verkaufseinheit Unité de vente Sales unit	Art.Nr. art. no. art. no.
	<p>Antipanik-Druckstange für Gangflügel mit 30° Drehwinkel, DIN links und DIN rechts verwendbar, inkl. Befestigungsmaterial, Edelstahl matt</p> <p>Pushbar anti-panique pour vantail de service avec angle de rotation 30°, utilisable DIN gauche ou DIN droite, accessoires de fixation inclus, inox mat.</p> <p>Anti-panic touch-bar for active leaf with 30° angle of tilt, using for opening left and right, including fixing kit, stainless steel</p> <p>Länge / Longueur / Length 750 - 1000 mm Länge / Longueur / Length 1001 - 1250 mm</p>	<p>1 Stk./pce</p>	<p>987207 987208</p>

Beschläge

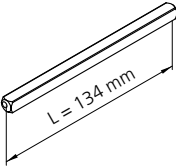
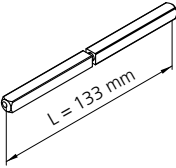
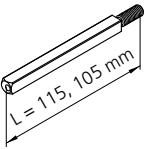

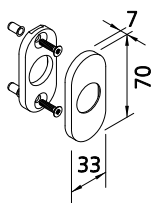
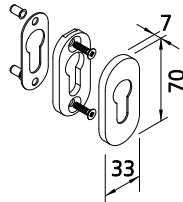

Drückstifte / Rosetten

Ferrements

Carrés de poignées / rosaces

Fittings

Handle shafts / Rosettes

Abbildung Figure Figure	Bezeichnung Désignation Designation	Verkaufseinheit Unité de vente Sales unit	Art. Nr. art. no. art. no.
  	<p>  Standard Drückerstift für Drückerpaar Carré de poignée standard pour paire de poignée Standard door handle shaft for pair of handles </p> <p> Antipanik Drückerstift für Drückerpaar und Drücker, Knopf mit Druckstange Carré de poignée anti panique pour paire de poignée et poignée, bouton avec pushbar anti-panique Door handle shaft anti-panic version for pair of panic door handles and handle, knob with anti-panic touch-bar </p> <p> Wechsel Drückerstift für Drücker und Knopf, L = 115 mm für Antipanik-Druckstange und Knopf, L = 105 mm Carré pour changement de poignée pour poignée et bouton, L = 115 mm pour pushbar-anti-panique et bouton, L = 105 mm Door handle shaft for handle and knob, L = 115 mm for anti-panic touch-bar and knob, L = 105 mm </p>	<p>1 Stk./pce</p> <p>1 Stk./pce</p> <p>1 Stk./pce</p>	<p>907315</p> <p>907319</p> <p>907339 (L = 115 mm) 907309 (L = 105 mm)</p>
<p>RZ</p>  <p>PZ</p> 	<p>  Zylinderrosette für Ø 22 mm Rosace pour Ø 22 mm Rosette for Ø 22 mm </p> <p> Zylinderrosette für Ø 17 mm Rosace pour Ø 17 mm Rosette for Ø 17 mm </p> <p> Edelstahl (matt geschliffen) 2 Stk. M5 x 20 mm Schrauben mit Einnietmutter acier inox (poli matt) 2 pces de M5 x 20 mm vis avec rivet taraudé stainless steel (polished mat finish) 2 units M5 x 20 mm screws with rivet nut </p>	<p>2 Stk./pcs</p> <p>2 Stk./pcs</p>	<p>RZ 907352</p> <p>PZ 907353</p>

Beschläge

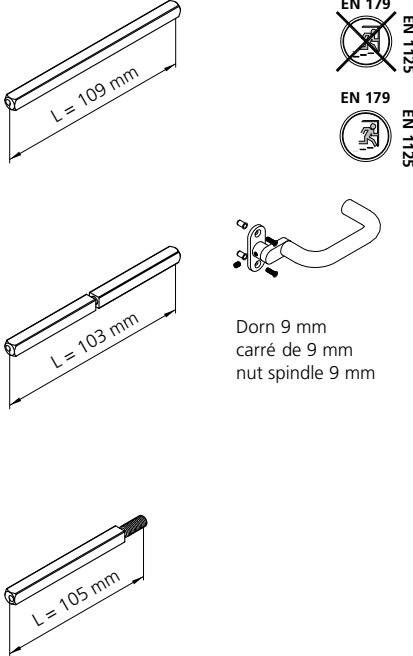
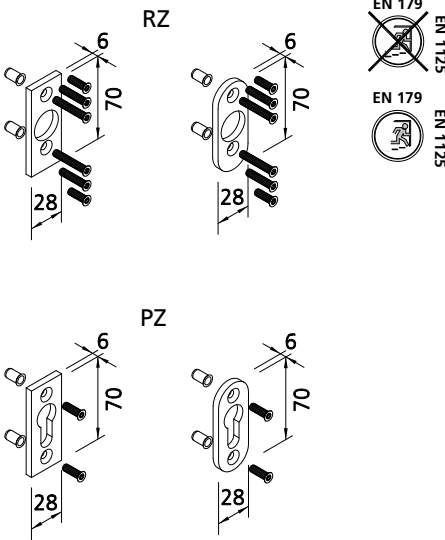
Drückstifte / Rosetten

Ferrements

Carrés de poignées / rosaces

Fittings

Handle shafts / Rosettes

Abbildung Figure Figure	Bezeichnung Désignation Designation	Verkaufseinheit Unité de vente Sales unit	Art.Nr. art. no. art. no.
	<p>Standard Drückerstift für Drückerpaar Carré de poignée standard pour paire de poignée Standard door handle shaft for pair of handles</p> <p>Anti-Panik Drückerstift für Drückerpaar und Drücker, Knopf mit Druckstange Carré de poignées anti panique pour paire de poignée et poignée, bouton avec pushbar anti-panique Door handle shaft anti-panic version for pair of panic door handles and handle, knob with anti-panic touch-bar</p> <p>Wechsel Drückerstift für Drücker, Druckstange und Knopf Changement carré de poignée pour poignée, pushbar anti-panique et bouton Door handle shaft for handle, anti-panic touch-bar and knob</p>	<p>1 Stk./pce</p> <p>1 Stk./pce</p> <p>1 Stk./pce</p>	<p>907372</p> <p>907373</p> <p>907309</p>
	<p>Zylinderrosette für Ø 22 mm Rosace pour Ø 22 mm Rosette for Ø 22 mm</p> <p>eckig / anguleux / angled rund / rond / round</p> <p>Zylinderrosette für Ø 17 mm Rosace pour Ø 17 mm Rosette for Ø 17 mm</p> <p>eckig / angles vifs / angled rund / rond / round</p> <p>Edelstahl (matt geschliffen) 2 Stk. M5 x 20,24,30 mm Schrauben mit Einnietmutter acier inox (poli matt) 2 pcs de M5 x 20,24,30 mm vis avec rivet taraudé stainless steel (polished mat finish) 2 units M5 x 20,24,30 mm screws with rivet nut</p>	<p>2 Stk./pcs RZ</p> <p>2 Stk./pcs RZ</p> <p>2 Stk./pcs PZ</p> <p>2 Stk./pcs PZ</p>	<p>907336</p> <p>907338</p> <p>907335</p> <p>907337</p>

Beschläge

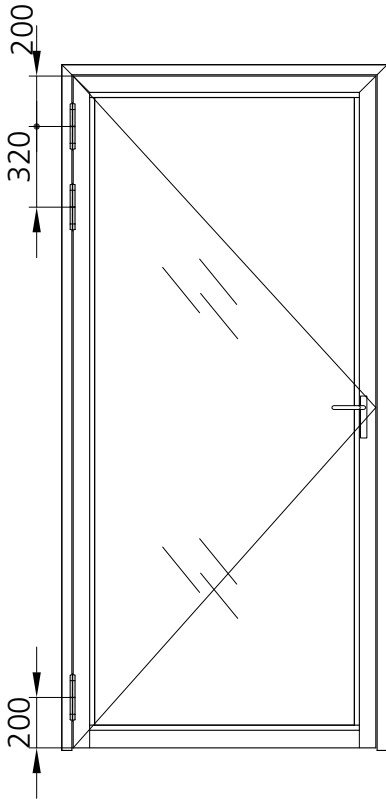
Montageabstände bei Türen mit 3 Bändern

Ferremets

Montage de la quincaillerie
Distance avec 3 paumelles

Fittings

Installation of the fittings
Distance 3 hinges



907667
907668



907669



907662
907664



907663



987610 - 987613
987621 - 987624

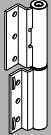


Beschläge Tür
Quincaillerie portes
Door fittings

Beschläge
Aushängehöhen

Ferrements
Hauteur de dégondage

Fittings
Distance for un hinge

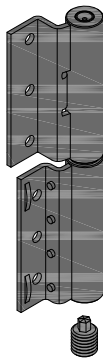


Beschläge Tür
Quincaillerie portes
Door fittings



907662
907664

Dorn verstellbar
Axe réglable
en hauteur
Nut spindle height
adjustable



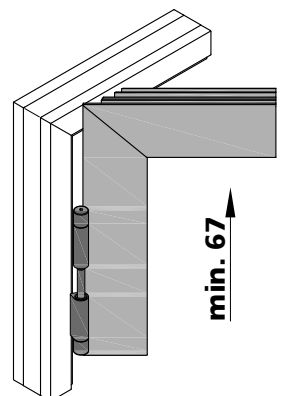
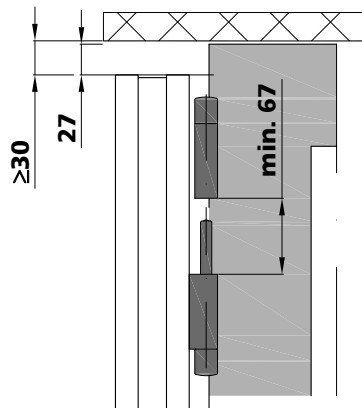
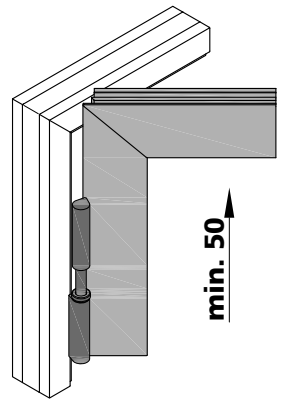
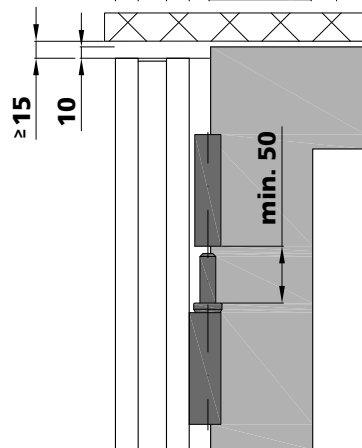
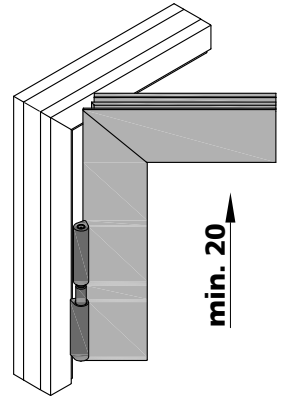
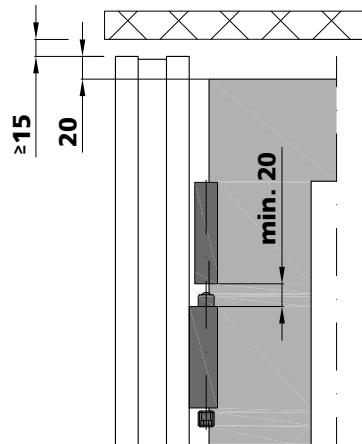
987610
-
987613
987621
-
987624



907663



907667
907668



Beschläge

Bänder Beständigkeitsklassen

Ferrements

Classes de résistance des paumelles

Fittings

Hinge resistance classes

Korrosionsbeständigkeit	Einsatzbedingungen
Klasse 0: Keine bestimmte Korrosionsbeständigkeit	Keine spezifischen Einsatzbedingungen, bei denen ein festgelegtes Korrosionsverhalten relevant ist
Klasse 1: Geringe Beständigkeit	Innenbereich in trockener Umgebung
Klasse 2: Moderate Beständigkeit	Innenbereich, in dem Kondensation auftreten kann
Klasse 3: Hohe Beständigkeit	Aussenbereich, in dem gelegentlich oder häufige Befeuchtung, Regen oder Tau auftreten kann
Klasse 4: Sehr hohe Beständigkeit	Aussenbereich mit sehr harten Bedingungen
Klasse 5: Aussergewöhnlich hohe Beständigkeit	Aussenbereich mit aussergewöhnlich harten Bedingungen, bei denen ein Langzeitschutz des Produktes erforderlich ist

Auszug aus Norm EN 1670 (Anhang A)

Résistance à la corrosion	Conditions d'utilisation
Classe 0: pas de résistance à la corrosion définie	Aucune condition d'utilisation spécifique lorsqu'il n'y a pas de résistance à la corrosion définie
Classe 1: faible résistance	Utilisation en intérieur dans une atmosphère sèche
Classe 2: résistance modérée	Utilisation en intérieur avec condensation possible
Classe 3: résistance élevée	Utilisation en extérieur avec pluie ou rosée occasionnelle ou fréquente
Classe 4: résistance très élevée	Utilisation en extérieur dans des conditions très sévères
Classe 5: résistance exceptionnellement élevée	Utilisation en extérieur dans des conditions exceptionnellement sévères nécessitant une protection à long terme du produit

Extrait de la norme EN 1670 (annexe A)

Corrosion resistance	Service conditions
Grade 0: no defined corrosion resistance	No specific service conditions where a defined corrosion resistance is not relevant
Grade 1: low corrosion resistance	Service indoors in warm dry atmospheres
Grade 2: moderate corrosion resistance	Service indoors where condensation may occur
Grade 3: high corrosion resistance	Service outdoors where occasional or frequent wetting by rain or dew may occur
Grade 4: very high corrosion resistance	Service outdoors in very severe conditions
Grade 5: exceptionally high corrosion resistance	Service outdoors in exceptionally severe conditions where long-term protection of the product is required

Extract from standard EN 1670 (annexe A)



Beschläge Tür
Quincaillerie portes
Door fittings

Beschläge

Anschweißband
Höhenverstellbar

Ferremets

Paumelle à souder
Réglable en hauteur

Fittings

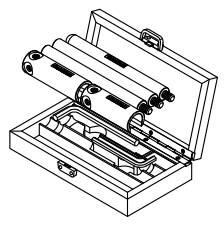
Weld-on hinge
Adjustable in height

Abbildung Figure Figure	Bezeichnung Désignation Designation	Verkaufseinheit Unité de vente Sales unit	Art.Nr. art. no. art. no.
	<p>Stahl-Anschweißband höhenverstellbar, auf Kugel gelagert, mit Schmier-nippel, Stahl blank, Korrosionsbeständigkeit Klasse 0 Paumelle à souder en acier réglables en hauteur, bille en acier trempé tournant sur une pastille en laiton, avec graisseur, acier brut, Résistance à la corrosion classe 0 Steel weld-on hinge adjustable in height, lying on a ball end, with lubrication nipple, steel blank, corrosion resistance class 0</p> <p>Drehpunkt Abstand 15 mm / Axe de rotation 15 mm / Pivot spacing 15 mm</p>	2 Stk./pcs	907662
	<p>Edelstahl-Anschweißband höhenverstellbar, auf Kugel gelagert, mit Schmier-nippel, Korrosionsbeständigkeit Klasse 4 Paumelle à souder en acier inox réglables en hauteur, bille en acier trempé tournant sur une pastille en laiton, avec graisseur, résistance à la corrosion classe 4 Stainless steel weld-on hinge adjustable in height, lying on a ball end, with lubrication nipple, corrosion resistance class 4</p> <p>Drehpunkt Abstand 15 mm / Axe de rotation 15 mm / Pivot spacing 15 mm</p>	2 Stk./pcs	907664

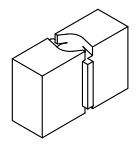
Beschläge Tür
Quincaillerie portes
Door fittings

	Zulässige Lasten der Türen in [kg] Charges admissibles des portes en [kg] Permissible loads of the doors in [kg]					
	3000	340	300	260	230	210
2800	330	290	250	220	200	200
2600	320	270	240	210	190	190
2400	300	250	220	190	170	170
2200	280	240	200	180	160	160
2000	280	230	200	170	150	150
1800	260	210	180	160	140	140
	600	800	1000	1200	1400	
	Flügelbreite B in [mm] / largeur de vantail B en [mm] / Leaf width B in [mm]					

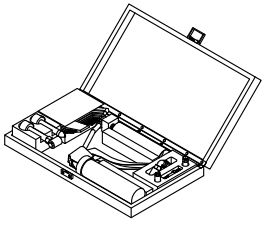
Bandrichteisen-Set
Kit outil de correction pour paumelles
Hinge adjusting set
909210



Anschweißlehre
Gabarit de soudage
Welding template
909029



Schmier-Set
Jeu de graissage
Lubrication set
909240



Abdeckkappe als Schutz für Farbbeschichtung einsetzen
Utiliser le bouchon comme protection peinture
Use cover cap to protect colour coating
907064



EG Konformitätserklärung 477110014
EG déclaration de conformité 477110014
EC declaration of conformity 477110014

VUT 03/19

Beschläge

Anschweißband
Höhen- / seiten- / tiefenverstellbar

Ferremets

Paumelle à souder
Réglable en hauteur, latéralement
et en profondeur

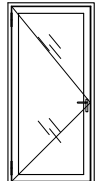
Fittings

Weld-on hinge
Adjustable in height, sideways
and in depth

Abbildung Figure Figure	Bezeichnung Désignation Designation	Verkaufseinheit Unité de vente Sales unit	Art.Nr. art. no. art. no.
<p>Anmerkung: Diese Bänder sind in Kombination mit einem Drehflügelantrieb nicht geprüft. Remarque: Ces paumelles ne sont pas certifiées en combinaison avec un automatisme d'ouverture. Note: These hinges have not been tested in combination with automatic swing door drives.</p>	<p>Stahl-Anschweißband höhen-, seiten-, und tiefenverstellbar, auf Kugel gelagert, mit Schmiernippel, Stahl blank, Korrosionsbeständigkeit Klasse 0 Paumelle à souder en acier réglables en hauteur, latéralement et en profondeur bille en acier trempé tournant sur une pastille en laiton avec graisseur, acier brut, résistance à la corrosion classe 0 Steel weld-on hinge adjustable in heightsideways and in depth, lying on a ball end, with lubrication nipple, steel blank, corrosion resistance class 0</p> <p>Drehpunktabstand 15 mm / Axe de rotation de 15 mm / Pivot spacing 15 mm</p>	2 Stk./pcs	907667
	<p>Edelstahl-Anschweißband höhen-, seiten-, und tiefenverstellbar, auf Kugel gelagert, mit Schmiernippel, Korrosionsbeständigkeit Klasse 3 Paumelle à souder en acier inox réglables en hauteur, latéralement et en profondeur bille en acier trempé tournant sur une pastille en laiton avec graisseur, résistance à la corrosion classe 3 Stainless steel weld-on hinge adjustable in heightsideways and in depth lying on a ball end, with lubrication nipple, corrosion resistance class 3</p> <p>Drehpunktabstand 15 mm / Axe de rotation de 15 mm / Pivot spacing 15 mm</p>	2 Stk./pcs	907668

Beschläge Tür
Quincaillerie portes
Door fittings

Flügelhöhe H in [mm] / Hauteur de vantail H en [mm] / Leaf height H in [mm]	Zulässige Lasten der Türen in [kg] Charges admissibles des portes en [kg] Permissible loads of the doors in [kg]						
	3000	2800	2600	2400	2200	2000	1800
3000	340	300	260	230	210		
2800	330	290	250	220	200		
2600	320	270	240	210	190		
2400	300	250	220	190	170		
2200	280	240	200	180	160		
2000	280	230	200	170	150		
1800	260	210	180	160	140		
	600	800	1000	1200	1400		
	Flügelbreite B in [mm] / largeur de vantail B en [mm] / Leaf width B in [mm]						



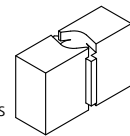
Einsatz zu Rätchenschlüssel
Outil pour clé à cliquet
Insert for ratched spanner

909209



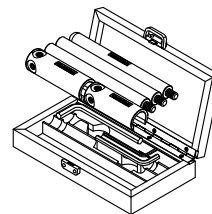
Anschweißlehre
Gabarit de soudage
Welding template

909029



Bandrichteisen-Set
Kit outil de correction pour paumelles
Hinge adjusting set

909210



Schmieraufsatz
Chapiteau pour lubrification
Cap for lubrication

907058



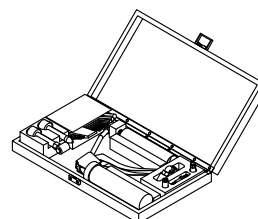
Abdeckkappe als Schutz für Farbbeschichtung einsetzen
Utiliser le bouchon comme protection peinture
Use cover cap to protect colour coating

907065



Schmier-Set
Jeu de graissage
Lubrication set

909240



EG Konformitätserklärung 477110014
EG déclaration de conformité 477110014
EC declaration of conformity 477110014

Beschläge
Anschweissband

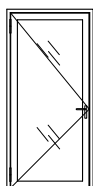
Ferrements
Paumelle à souder

Fittings
Weld-on hinge

Abbildung Figure Figure	Bezeichnung Désignation Designation	Verkaufseinheit Unité de vente Sales unit	Art.Nr. art. no. art. no.
	<p>Stahl-Anschweissband mit Axialkugellager, Stahl blank, Korrosionsbeständigkeit Klasse 0 Paumelle à souder en acier avec roulement à billes axial, acier brut, résistance à la corrosion classe 0 Steel weld-on hinge with axial ball bearing, steel blank, corrosion resistance class 0</p> <p>Drehpunktabstand 17 mm Axe de rotation 17 mm Pivot spacing 17 mm</p>	1 Stk./pce	907663

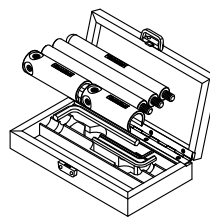
Beschläge Tür
Quincaillerie portes
Door fittings

 Zulässige Lasten der Türen in [kg] Charges admissibles des portes en [kg] Permissible loads of the doors in [kg]							
	3000	2800	2600	2400	2200	2000	1800
3000	370	360	350	340	320		
2800	370	360	350	340	320		
2600	360	350	340	330	320		
2400	360	340	330	320	310		
2200	360	340	320	320	310		
2000	350	340	320	310	300		
1800	350	330	320	300	290		
	600	800	1000	1200	1400		
	Flügelbreite B in [mm] / largeur de vantail B en [mm] / Leaf width B in [mm]						



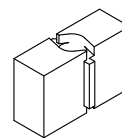
Bandrichteisen-Set
Kit outil de correction pour
paumelles
Hinge adjusting set

909210



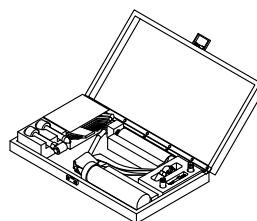
Anschweisslehre
Gabarit de soudage
Welding template

909030



Schmier-Set
Jeu de graissage
Lubrication set

909240



Abdeckkappe: als Schutz für
Farbbeschichtung einsetzen
Utiliser le bouchon comme
protection peinture
Use cover cap to protect
colour coating

907064



EG Konformitätserklärung 477110014
EG déclaration de conformité 477110014
EC declaration of conformity 477110014

VUT 03/19

Beschläge
Anschweisband
Höhenverstellbar

Ferremets
Paumelle à souder
Réglable en hauteur

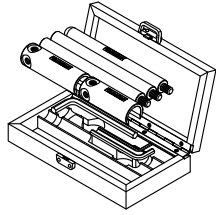
Fittings
Weld-on hinge
Adjustable in height

Abbildung Figure Figure	Bezeichnung Désignation Designation	Verkaufseinheit Unité de vente Sales unit	Art.Nr. art. no. art. no.
	<p>Stahl-Anschweisband höhenverstellbar, auf Kugel gelagert, Stahl blank, Korrosionsbeständigkeit Klasse 0 Paumelle à souder en acier réglables en hauteur, bille en acier trempé tournant sur une pastille en laiton, acier brut, résistance à la corrosion classe 0 Steel weld-on hinge adjustable in height, lying on a ball end steel blank, corrosion resistance class 0 Drehpunktstand 17 mm Axe de rotation 17 mm Pivot spacing 17 mm</p>	1 Stk./pce	907669

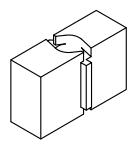
Beschläge Tür
 Quincaillerie portes
 Door fittings

Flügelhöhe H in [mm] / Hauteur de vantail H en [mm] / Leaf height H in [mm]	Zulässige Lasten der Türen in [kg] Charges admissibles des portes en [kg] Permissible loads of the doors in [kg]				
	3000	2800	2600	2400	2200
1800	410	400	390	380	370
2000	410	400	390	380	370
2200	400	390	380	370	360
2400	400	380	370	360	350
2600	400	380	370	360	350
2800	390	380	360	350	340
3000	390	370	360	340	330
	600	800	1000	1200	1400
	Flügelbreite B in [mm] / largeur de vantail B en [mm] / Leaf width B in [mm]				

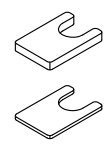
Bandrichteisen-Set
Kit outil de correction pour paumelles
Hinge adjusting set
909210



Anschweislehre
Gabarit de soudage
Welding template
909030



Distanzhalter
Distanceurs
Distance pieces
909028



Abdeckkappe als Schutz für Farbbeschichtung einsetzen
Utiliser le bouchon comme protection peinture
Use cover cap to protect colour coating
907064



EG Konformitätserklärung 477110014
EG déclaration de conformité 477110014
EG declaration of conformity 477110014

Beschläge

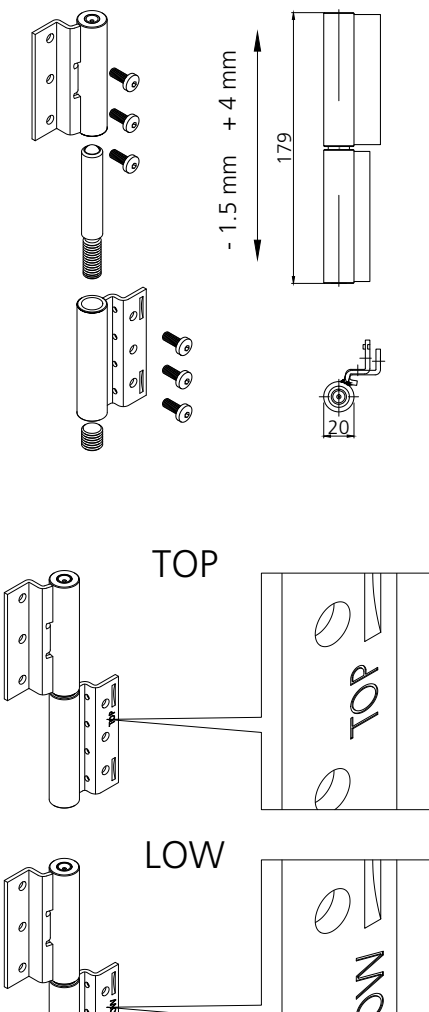
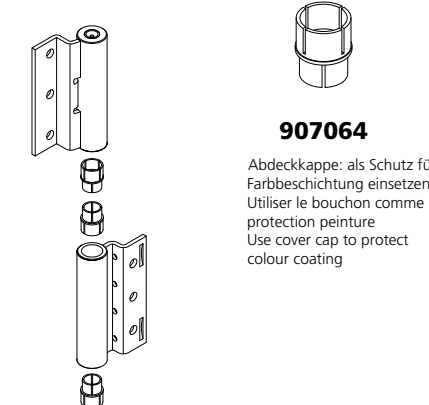
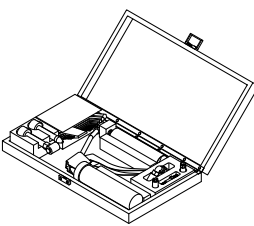
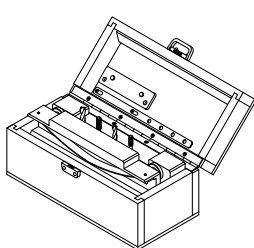
Falzenschraubband
Höhenverstellbar

Ferremets

Paumelle à visser
Réglable en hauteur

Fittings

Screw-on hinge
Adjustable in height

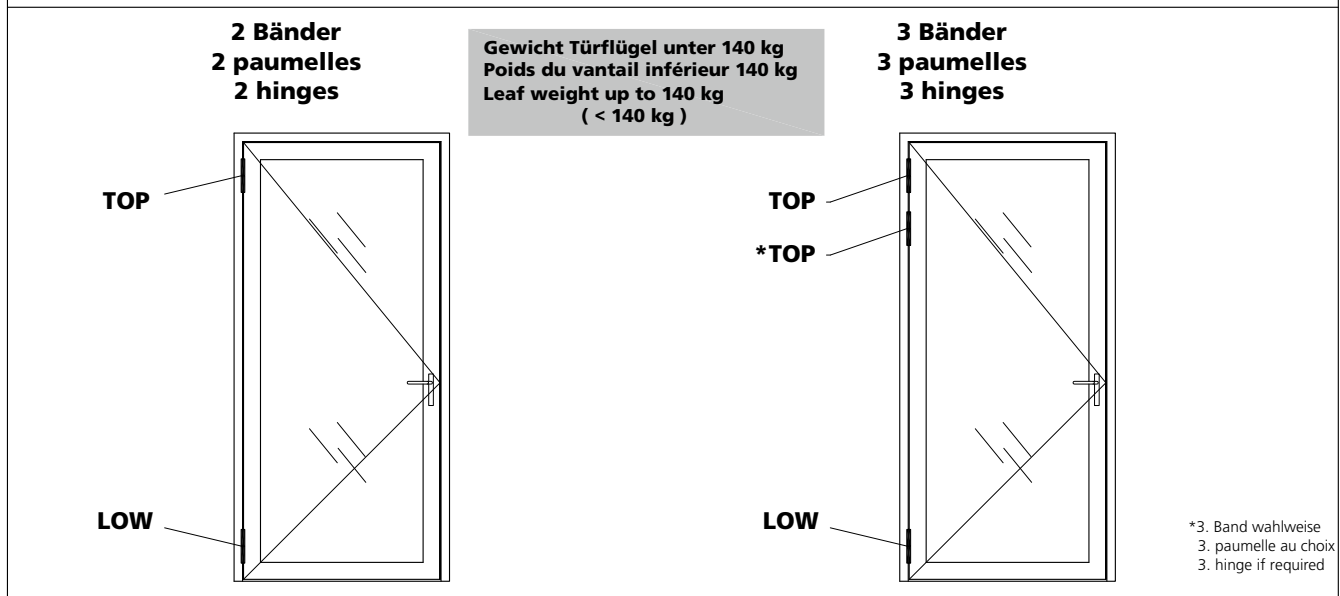
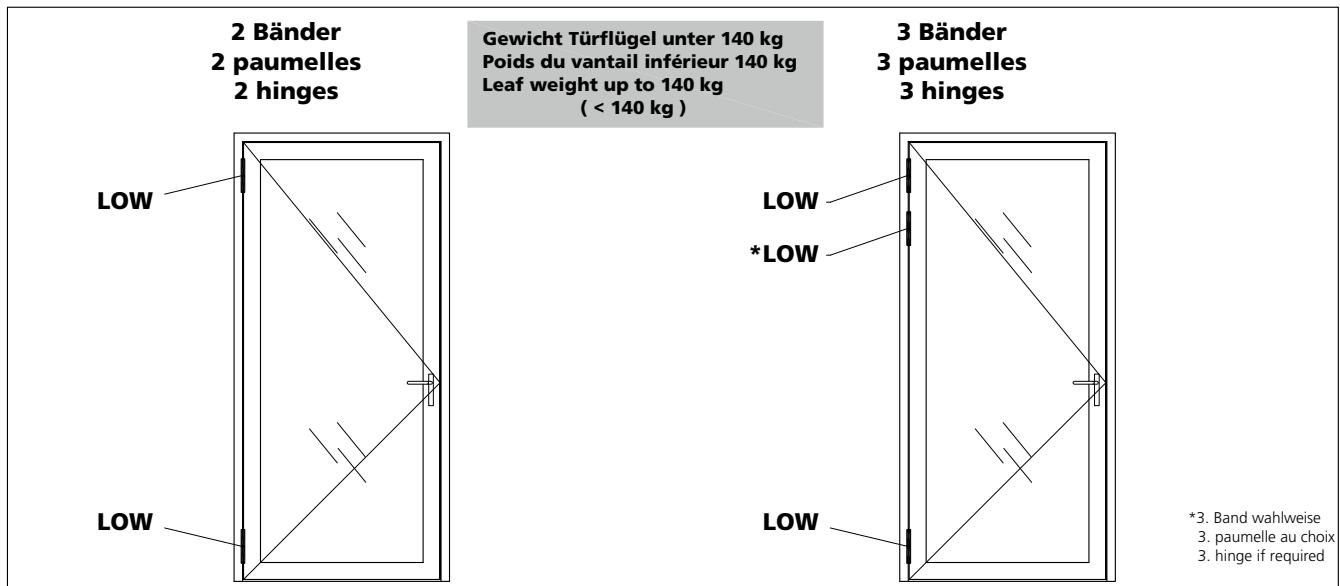
Abbildung Figure Figure	Bezeichnung Désignation Designation	Verkaufseinheit Unité de vente Sales unit	Art. Nr. art. no. art. no.
 <p>TOP</p> <p>LOW</p>	<p>Falzenschraubband höhenverstellbar, auf Kugel gelagert, mit Schmiernippel, Korrosionsbeständigkeit Klasse 4 Paumelle à visser réglables en hauteur, logée sur billes, avec graisseur, Résistance à la corrosion classe 4 Screw-on hinge adjustable in height, lying on a ball end, with lubrication nipple, Corrosion resistance class 4</p> <p>Band TOP (oben), Paumelle TOP (en haut), Hinge TOP (top)</p> <p>Stahl verzinkt-blau, acier zingué-bleu, galvanized-blue steel DIN rechts, DIN droite, DIN right DIN links, DIN gauche, DIN left</p> <p>Edelstahl, acier inox, stainless steel DIN rechts, DIN droite, DIN right DIN links, DIN gauche, DIN left</p> <p>Band LOW (unten), Paumelle LOW (basse), Hinge LOW (low)</p> <p>Stahl verzinkt-blau, acier zingué-bleu, galvanized-blue steel DIN rechts, DIN droite, DIN right DIN links, DIN gauche, DIN left</p> <p>Edelstahl, acier inox, stainless steel DIN rechts, DIN droite, DIN right DIN links, DIN gauche, DIN left</p>	<p>1 Stk./pce 1 Stk./pce</p> <p>1 Stk./pce 1 Stk./pce</p> <p>1 Stk./pce 1 Stk./pce</p>	<p>987610 987611</p> <p>987612 987613</p> <p>987622 987621</p> <p>987624 987623</p>
 <p>907064</p> <p>Abdeckkappe: als Schutz für Farbbeschichtung einsetzen Utiliser le bouchon comme protection peinture Use cover cap to protect colour coating</p>	<p>Schmiereset Jeu de graissage Lubrication set</p> <p>909240</p> 	<p>Bohrlehre inklusiv Bohrer und Gewindeformer Gabarit de perçage mèche et taraud y incluse Drilling template bit and tapper included</p> <p>909110</p> 	<p>EG Konformitätserklärung 477114014 EG déclaration de conformité 477114014 EC declaration of conformity 477114014</p>

Beschläge Tür
Quincaillerie portes
Door fittings

Beschläge
Falzanschraubband
Höhenverstellbar

Ferremets
Paumelle à visser
Réglable en hauteur

Fittings
Screw-on hinge
Adjustable in height



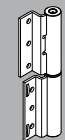
Flügelhöhe H in [mm] / Hauteur de vantail H en [mm] / Leaf height H in [mm]	Zulässige Lasten pro Türflügel in [kg] Charges admissibles des portes en [kg] Permissible loads of the doors in [kg]					
	3000	340	300	260	230	210
2800	330	290	250	220	200	
2600	320	270	240	210	190	
2400	300	250	220	190	170	
2200	280	240	200	180	160	
2000	280	230	200	170	150	
1800	260	210	180	160	140	
	600	800	1000	1200	1400	
	Flügelbreite B in [mm] / largeur de vantail B en [mm] / Leaf width B in [mm]					

Anmerkung:
Diese Bänder sind in Kombination mit einem Drehflügelantrieb nicht geprüft.

Remarque:
Ces paumelles ne sont pas certifiées en combinaison avec un automatisme d'ouverture.

Note:
These hinges have not been tested in combination with automatic swing door drives.

Beschläge Tür
Quincaillerie portes
Door fittings



Beschläge Tür
Quincaillerie portes
Door fittings



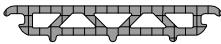
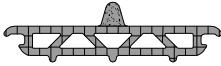

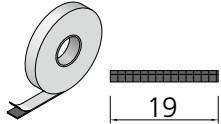

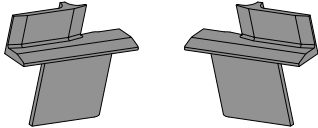
VUT 03/19

Talstation Seilbahn Hoher Kasten, CH-Brülisau

Zubehör
Dichtungen

Accessoires
Joints

Accessories
Weatherstrippings

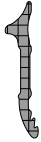

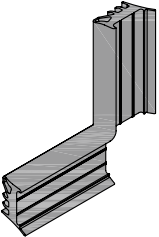
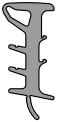
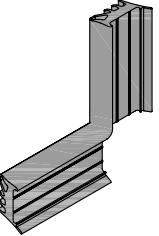

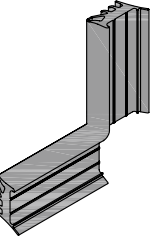
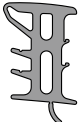
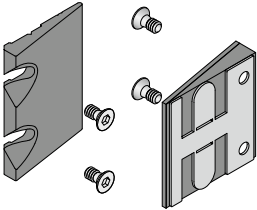
Abbildung Figure Figure	Bezeichnung Désignation Designation	Verkaufseinheit Unité de vente Sales unit	Art. Nr. art. no. art. no.
	Falzabdeckung aus CR schwarz Recouvrement de feuillure en CR noir Rebate cover CR black	100 m	985704
	Falzabdeckung aus CR schwarz Recouvrement de feuillure en CR noir Rebate cover CR black	100 m	985705
	Falzabdeckung Hi aus PE für Glasfalz, grau Recouvrement de feuillure Hi en PE pour feuillure du verre, gris Rebate cover Hi PE for glass rebate, grey	100 m	985315
	Falzdichtband Ruban d'étanchéité de feuillure Rebate sealing tape 19 x 1.5 mm	60 m (1 Rolle à 60 m) (1 rouleau à 60 m) (1 roll à 60 m)	988051
	Anschlagdichtung Tür CR, mit Gleitlack, schwarz Joint de butée porte CR, avec laque lubrifiante, noir Door weatherstripping CR, with anti-friction coating, black	75 m	985701
	Dichtstück für Standflügel CR, schwarz Pièce d'étanchéité pour vantail semi-fixe CR, noir Sealing piece for fixed leaf CR, black	links / gauche / left 10 Stk./pcs rechts / droite / right 10 Stk./pcs	985731 985732



Zubehör
Dichtungen

Accessoires
Joints

Accessories
Weatherstrippings

Abbildung Figure Figure	Bezeichnung Désignation Designation	Verkaufseinheit Unité de vente Sales unit	Art. Nr. art. no. art. no.
	Verglasungsdichtung aussen CR, schwarz, selbstklebend, Fugenbreite 2 mm Joint de vitrage extérieur CR, noir, auto adhésif, largeur de joint 2 mm Glazing seals outside CR, black, self-adhesive, joint widths 2 mm	100 m	905712
	Verglasungsdichtung aussen CR, schwarz, selbstklebend, Fugenbreite 5 mm Joint de vitrage extérieur CR, noir, auto adhésif, largeur de joint 5 mm Glazing seals outside CR, black, self-adhesive, joint widths 5 mm	100 m	985702
 	Verglasungsdichtung innen CR, schwarz, für Fugenbreite 3 und 4 mm mit Gleitlack, silikonfrei Joint de vitrage intérieur CR, noir, largeur de joint de 3 et 4 mm avec laque lubrifiante, sans silicone Inner glazing seal CR, black, for joint widths of 3 and 4 mm antifriction coating, silicon free	100 m	905784
 	Verglasungsdichtung innen CR, schwarz, für Fugenbreite 5 und 6 mm mit Gleitlack, silikonfrei Joint de vitrage intérieur CR, noir, largeur de joint de 5 et 6 mm avec laque lubrifiante, sans silicone Inner glazing seal CR, black, for joint widths of 5 and 6 mm antifriction coating, silicon free	100 m	905785
 	Verglasungsdichtung innen CR, schwarz, für Fugenbreite 7 und 8 mm mit Gleitlack, silikonfrei Joint de vitrage intérieur CR, noir, largeur de joint de 7 et 8 mm avec laque lubrifiante, sans silicone Inner glazing seal CR, black, for joint widths of 7 and 8 mm antifriction coating, silicon free	75 m	905786
	Dichtkeil Set 1 flügelige Tür Aluminium Kit joint d'étanchéité de seuil pour porte à 1 vantail Aluminium Seal-wedge set for 1 leaf door Aluminium Dichtkeil Set 2 flügelige Tür Aluminium Kit joint d'étanchéité de seuil pour porte à 2 vantaux Aluminium Seal-wedge set for 2 leaf door Aluminium	1 Stk./pce	955002
		1 Stk./pce	955003

Zubehör
Accessoires
Accessories

VUT 03/19

Zubehör

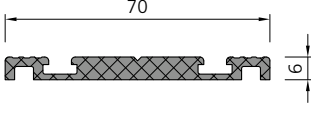
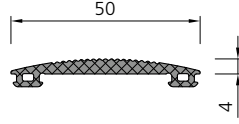
Dichtungen
Isolierte Schwelle

Accessoires

Joints
Seuils isolés

Accessories

Weatherstrippings
Insulated thresholds

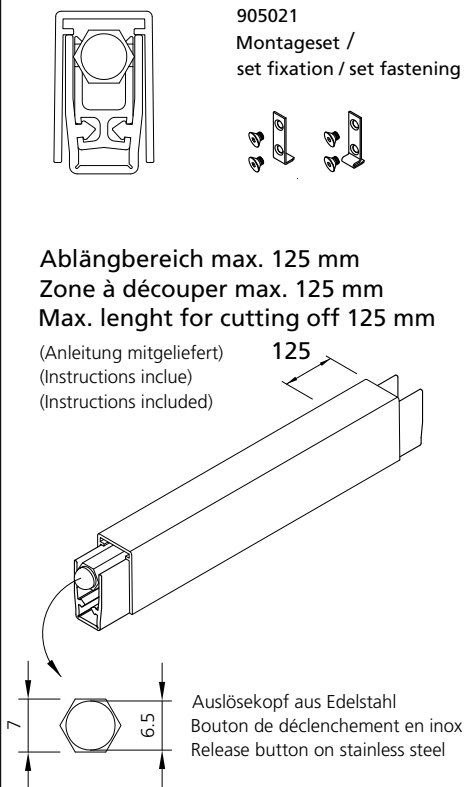
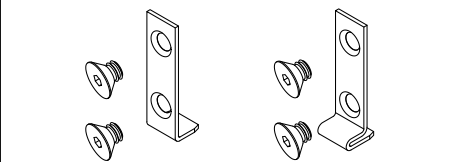
Abbildung Figure Figure	Bezeichnung Désignation Designation	Verkaufseinheit Unité de vente Sales unit	Art. Nr. art. no. art. no.
	<p>Aufsatzprofil flach ABS 30% glasfaserverstärkt, schwarz Profilé d'applique plat ABS 30% renforcé avec fibre de verre, noir Attachment profile plane ABS 30% fibre-glass reinforced, black</p>	3 m	984851
	<p>Aufsatzprofilabdeckung CR, schwarz Recouvrement de profilé d'applique CR, noir Cover for attachment profile CR, black</p>	3 m	985721



Zubehör
Senkdichtungen

Accessoires
Joints de seuil

Accessories
Floor seals

Abbildung Figure Figure	Bezeichnung Désignation Designation	Verkaufseinheit Unité de vente Sales unit	Art.Nr. art. no. art. no.																								
 <p>905021 Montageset / set fixation / set fastening</p> <p>Ablängbereich max. 125 mm Zone à découper max. 125 mm Max. length for cutting off 125 mm (Anleitung mitgeliefert) (Instructions include) (Instructions included)</p> <p>Auslösekopf aus Edelstahl Bouton de déclenchement en inox Release button on stainless steel</p>	<p>Absenkbare Bodendichtung inkl. Montageset 905021 Joint de seuil automatique incl. set fixation 905021 Drop floor seal incl. set fastening 905021</p> <table border="1"> <thead> <tr> <th>Länge Longueur Length</th> <th>Anwendungsbereich Domaine d'application Application area</th> </tr> </thead> <tbody> <tr><td>333 mm</td><td>233 - 358 mm</td></tr> <tr><td>458 mm</td><td>359 - 483 mm</td></tr> <tr><td>583 mm</td><td>484 - 608 mm</td></tr> <tr><td>708 mm</td><td>609 - 733 mm</td></tr> <tr><td>833 mm</td><td>734 - 858 mm</td></tr> <tr><td>958 mm</td><td>859 - 983 mm</td></tr> <tr><td>1083 mm</td><td>984 - 1108 mm</td></tr> <tr><td>1208 mm</td><td>1109 - 1233 mm</td></tr> <tr><td>1333 mm</td><td>1234 - 1358 mm</td></tr> <tr><td>1458 mm</td><td>1359 - 1483 mm</td></tr> <tr><td>1583 mm</td><td>1484 - 1608 mm</td></tr> </tbody> </table> <p>Zuschnitt über Bestellformular Coupe en longueur via formulaire de commande For pre-cutting, use order form</p>	Länge Longueur Length	Anwendungsbereich Domaine d'application Application area	333 mm	233 - 358 mm	458 mm	359 - 483 mm	583 mm	484 - 608 mm	708 mm	609 - 733 mm	833 mm	734 - 858 mm	958 mm	859 - 983 mm	1083 mm	984 - 1108 mm	1208 mm	1109 - 1233 mm	1333 mm	1234 - 1358 mm	1458 mm	1359 - 1483 mm	1583 mm	1484 - 1608 mm	<p>1 Stk./pce</p>	<p>905010 * 905011 * 905012 * 905013 * 905014 * 905015 905016 905017 905018 905019 905020 *</p> <p>*auf Anfrage sur demande on request</p>
Länge Longueur Length	Anwendungsbereich Domaine d'application Application area																										
333 mm	233 - 358 mm																										
458 mm	359 - 483 mm																										
583 mm	484 - 608 mm																										
708 mm	609 - 733 mm																										
833 mm	734 - 858 mm																										
958 mm	859 - 983 mm																										
1083 mm	984 - 1108 mm																										
1208 mm	1109 - 1233 mm																										
1333 mm	1234 - 1358 mm																										
1458 mm	1359 - 1483 mm																										
1583 mm	1484 - 1608 mm																										
	<p>Montageset Ersatz Set de fixation Remplacement Fastening Set Replacement</p>	<p>1 Stk./pce</p>	<p>905021</p>																								

Zubehör
Accessoires
Accessories

**Senkdichtung
Bestellformular
Sonderlängen**

**Joint de seuil automatique
Formulaire de commande
pour longueurs spéciales**

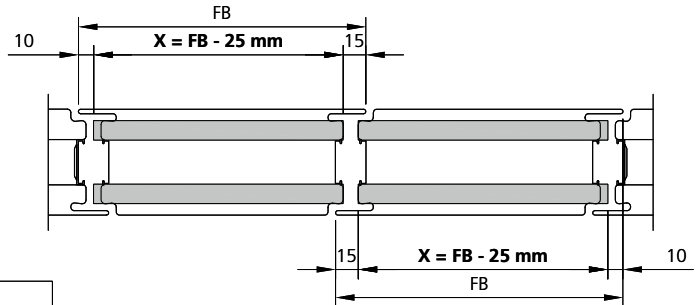
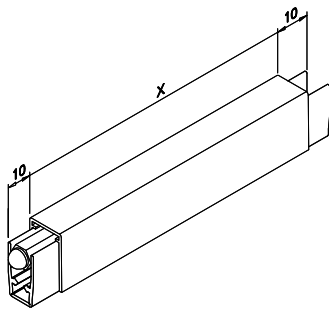
**Automatic drop seal
Order form
for seals cut to length**

Bestellung: **905002**
Commande: **905002**
Order: **905002**

Kunde: _____
Client: _____
Customer: _____

Kontaktperson: _____
Responsable de projet: _____
Project responsibility: _____

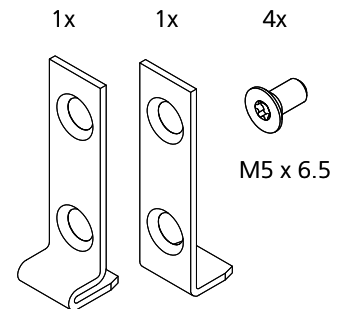
Objekt: _____
Projet: _____
Project: _____



FB = Flügelbreite
Largeur de vantail
Leaf width

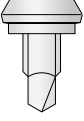
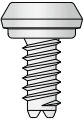

Anwendungsbereich Domaine d'application Application area	Stück Qté. Piece	Länge X Longueur X Lenght X
FB = 233 - 358 mm		
FB = 359 - 483 mm		
FB = 484 - 608 mm		
FB = 609 - 733 mm		
FB = 734 - 858 mm		
FB = 859 - 983 mm		
FB = 984 - 1108 mm		
FB = 1109 - 1233 mm		
FB = 1234 - 1358 mm		
FB = 1359 - 1483 mm		
FB = 1484 - 1608 mm		

**inkl. Montageset 905021
avec kit de montage 905021
incl. installation set 905021**



Zubehör
Accessoires
Accessories

Zubehör
Klemmknöpfe**Accessoires**
Boutons de fixation**Accessories**
Stud fasteners

Abbildung Figure Figure	Bezeichnung Désignation Designation	Verkaufseinheit Unité de vente Sales unit	Art. Nr. art. no. art. no.
	Klemmknopf selbstbohrend Stahl chromatiert	100 Stk./pcs	906577
	Bouton de fixation autotarauteur acier chromaté	1000 Stk./pcs	906578
	Stud fastener self drilling chromated steel	Mag. 200 Stk./ pcs	906579
	Klemmknopf selbstschneidend Edelstahl 1.4405	100 Stk./pcs	906583
Bouton de fixation autotarauteur acier inox 1.4405			
Stud fastener self cutting stainless steel 1.4405			
	Klemmknopf-Niet Edelstahl 1.4567	100 Stk./pcs	906574
Bouton de fixation, rivet pop acier inox 1.4567			
Stud fastener, pop-rivet stainless steel 1.4567			

Zubehör

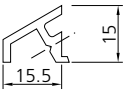
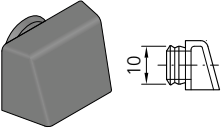
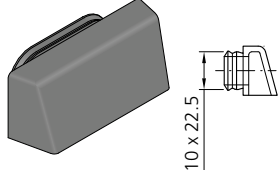
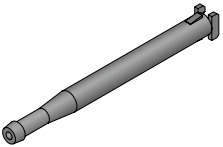
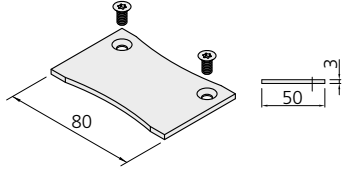
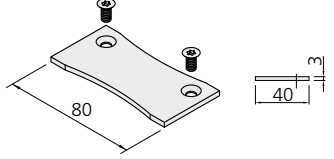
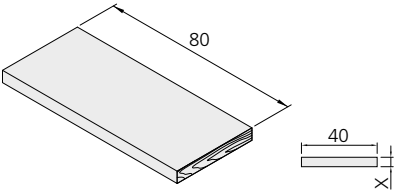
Entwässerung / Auflager

Accessoires

Evacuation d'eau / Supports

Accessories

Drainage / Supports

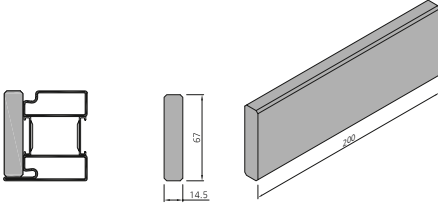
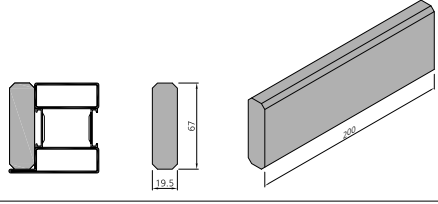
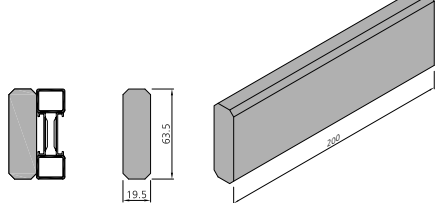
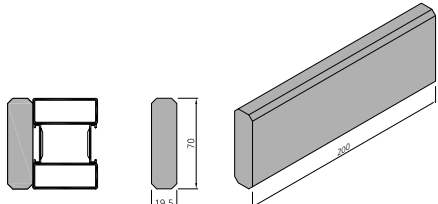
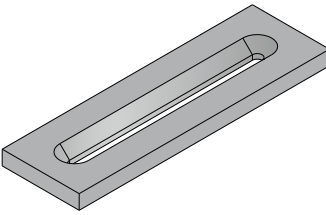
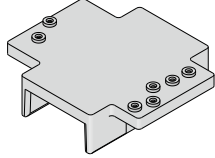
Abbildung Figure Figure	Bezeichnung Désignation Designation	Verkaufseinheit Unité de vente Sales unit	Art. Nr. art. no. art. no.
	Wetterschenkel Aluminium roh Renvoi d'eau aluminium brut Weatherbord mill finished aluminium	6 m	963302
	Wasserablaufftülle Ø 10 mm, PA 6, schwarz Douille d'écoulement Ø 10 mm, PA 6, noir Draining pipe Ø 10 mm, PA 6, black	10 Stk./pcs	900100
	Wasserablaufftülle Langloch 22.5 x 10 mm, PA 6, schwarz Douille d'écoulement trou oblong 22.5 x 10 mm, PA 6, noir Draining pipe oblong hole 22.5 x 10 mm, PA 6, black	10 Stk./pcs	900103
	Entspannungs- und Entwässerungsröhrchen für verdeckte Entspannung und Entwässerung Tubulure invisible de décompression et d'évacuation d'eau Decompression and drainage pipe for hidden decompression and drainage	10 Stk./pcs	980101
	Glasfalzbrücke, breit, 50 mm Pont feuillure du verre, large, 50 mm Glass rebate bridge, wide, 50 mm	5 Stk./pcs	986705
	Glasfalzbrücke, breit, 40 mm Pont feuillure du verre, large, 40 mm Glass rebate bridge, wide, 40 mm	5 Stk./pcs	986706
	Set Distanzstücke Hartholz Kit distanceurs Bois dur Set distance pieces Hardwood	1 Stk./pcs	980401
	X = 1 mm 16 Stk./pcs X = 3 mm 16 Stk./pcs X = 5 mm 16 Stk./pcs		

Zubehör
Accessoires
Accessories

Verarbeitungshilfen

Aides à la mise en œuvre

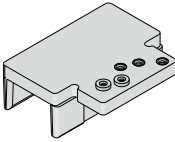
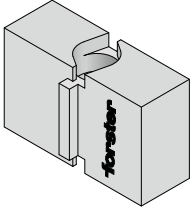
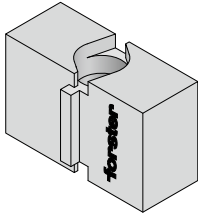
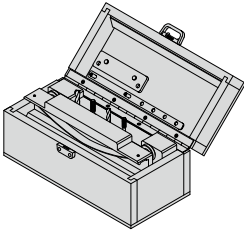
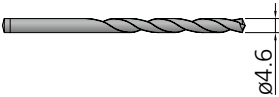
Processing aids

Abbildung Figure Figure	Bezeichnung Désignation Designation	Verkaufseinheit Unité de vente Sales unit	Art. Nr. art. no. art. no.
	Sägehilfe für Türprofile Kunststoff (POM) Cale de débitage pour profilés de porte Matière plastique (POM) Sawing aid for door profiles Plastics (POM)	2 Stk./pcs	988010
	Sägehilfe für Rahmenprofile Kunststoff (POM) Cale de débitage pour profilés de cadre Matière plastique (POM) Sawing aid for frame profile Plastics (POM)	2 Stk./pcs	988011
	Sägehilfe für Blechprofile Kunststoff (POM) Cale de débitage pour profilés en tôle Matière plastique (POM) Sawing aid for steel sheet profiles Plastics (POM)	2Stk./pcs	988014
	Sägehilfe für Rahmenprofile Kunststoff (POM) Cale de débitage pour profilés de cadre Matière plastique (POM) Sawing aid for frame profile Plastics (POM)	2 Stk./pcs	988015
	Schweißhilfe für Edelstahl Kupfer Aide de soudage pour acier inox cuivre Welding template for stainless steel copper	1 Stk./pce	909025
	Bohrlehre Gabarit de perçage Drilling template Klemmknopf, Art. Nr. 906577/906578 Befestigungsfeder, Art.Nr. 906420/906421 bouton-pression, art. no. 906577/906578 ressort de fixation, art. no. 906420/906421 stud fastener, art. no. 906577/906578 fastening spring, art. no. 906420/906421	1 Stk./pce	909104

Verarbeitungshilfen

Aides à la mise en œuvre

Processing aids

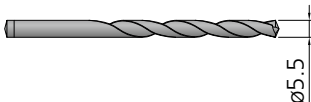

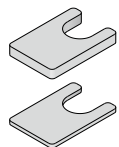
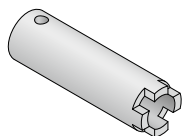


Abbildung Figure Figure	Bezeichnung Désignation Designation	Verkaufseinheit Unité de vente Sales unit	Art. Nr. art. no. art. no.
	Bohrlehre Gabarit de perçage Drilling template Befestigungsfeder, Art. Nr. 906420/906421 Klemmknopf, Art. Nr. 906583 Klemmniete, Art. Nr. 906574 ressort de fixation, art. no. 906420/906421 bouton-pression, art. no. 906583 rivet de serrage, art. no. 906574 fastening spring, art. no. 906420/906421 stud fastener, art. no. 906583 clamping rivet, art. no. 906574	1 Stk./pce	909105
	Anschweislehre Gabarit de soudage Welding template für Anschweisbänder 2-teilig, Art. Nr. 907662/907664 3D, Art. Nr. 907667/907668 pour paumelles à souder à 2 ailes, art. no. 907662/907664 à 3D, art. no. 907667/907668 for weld-on hinges in 2 parts, art. no. 907662/907664 in 3D, art. no. 907667/907668	2 Stk./pcs	909029
	Anschweislehre Gabarit de soudage Welding template für Anschweisbänder 2-teilig, Art. Nr. 907663 3-teilig, Art. Nr. 907669 pour paumelles à souder à 2 ailes, art. no. 907663 à 3 ailes, art. no. 907669 for weld-on hinges in 2 parts, art. no. 907663 in 3 parts, art. no. 907669	2 Stk./pcs	909030
	Bohrlehre zu Falzanschraubbänder 987610-13, 987621-24 inklusive Bohrer 909219, 909220 und Gewindeformer 909221, 909222 Gabarit de perçage pour paumelles à visser 987610-13, 987621-241 mèche 909219, 909220 et taraud 909221, 909222 inclus Drilling template for screw-on hinges 987610-13, 987621-24 bit 909219, 909220 and tapper 909221, 909222 included	1 Stk./pce	909110
	Ersatz Bohrer Ø 4.6mm zu Bohrlehre Art. Nr. 909110 Mèche de rechange Ø 4.6mm pour gabarit de perçage art. no. 909110 Replacement bit Ø 4.6mm for drilling template art. no. 909110	2 Stk./pcs	909219

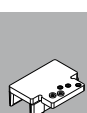


Verarbeitungshilfen

Aides à la mise en œuvre

Processing aids

Abbildung Figure Figure	Bezeichnung Désignation Designation	Verkaufseinheit Unité de vente Sales unit	Art. Nr. art. no. art. no.
	Ersatz Bohrer Ø 5.5mm zu Bohrlehre Art. Nr. 909110 Mèche de rechange Ø 5.5mm pour gabarit de perçage art. no. 909110 Replacement bit Ø 5.5mm for drilling template art. no. 909110	2 Stk./pcs	909220
	Ersatz Gewindeformer M6 zu Bohrlehre Art. Nr. 909110 Taraud de rechange M6 pour gabarit de perçage art. no. 909110 Replacement thread former M6 for drilling template art. no. 909110	1 Stk./pce	909221
	Distanzhalter zu Anschweissband Art. Nr. 907669 Distanceurs pour paumelle à souder art. no. 907669 Distance pieces for weld-on hinge art. no. 907669	1 Stk./pce	909028
	Einsatz zu Rätchenschlüssel für 3D-Anschweissband Art. Nr. 907667/907668 Outil pour clé à cliquet pour paumelles 3D art. no. 907667/907668 Insert for ratched spanner for 3D welding hinges art. no. 907667/907668	1 Stk./pce	909209
	Bandrichteisen-Set Kit Outil de réglage paumelles Hinge adjusting set für Anschweissbänder 2-teilig, Art. Nr. 907662/907664/907663 3D, Art. Nr. 907667/907668 3-teilig, Art. Nr. 907669 pour paumelles à souder à 2 ailes, art. no. 907662/907664/907663 à 3D, art. no. 907667/907668 à 3 ailes, art. no. 907669 for weld-on hinges in 2 parts, art. no. 907662/907664/907663 in 3D, art. no. 907667/907668 in 3 parts, art. no. 907669	1 Stk./pce	909210
	Schmiereset für Anschweissbandrollen und Falzanschraubband Kit de graissage pour paumelles à souder et à visser Lubrication set for hinges	1 Stk./pce	909240











Verarbeitungshilfen**Aides à la mise en œuvre****Processing aids**

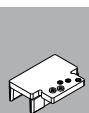
Abbildung Figure Figure	Bezeichnung Désignation Designation	Verkaufseinheit Unité de vente Sales unit	Art. Nr. art. no. art. no.
	Fettkartusche Ersatz, 125 g, für Schmierkit 909240 Cartouche de graisse remplacement, 125 g, pour kit de graissage 909240 Grease cartridge replacement, 125 g, for lubrication set 909240	5 Stk./pcs	908007
	Schmieraufsatz für Bänder 907667/907668 Chapiteau pour graisseur pour paumelles 907667/907668 Cap for lubrication for hinges 907667/907668	1 Stk./pce	907058
	Abdeckkappen für Anschweißbänder und Falzanschraubbänder Lackerschutz, wiederverwendbar Bouchons de protection pour paumelles à souder et paumelles à visser Protection pour laquage réutilisable Cover caps for weld-on hinges and screw-on hinges Coat-protective, reusable	60 Stk./pcs	907064
	Abdeckkappen für Anschweißband Art. Nr. 907667, 907668 Lackerschutz, wiederverwendbar Bouchons de protection pour paumelles à souder art. no. 907667, 907668 Protection pour laquage réutilisable Cover caps for weld-on hinge art. no. 907667, 907668 Coat-protective, reusable	60 Stk./pcs	907065
	Bohrschrauben-Setzgerät (230 V) komplett, inklusive Koffer Appareil à poser les vis autotaraudeuses (230 V) complet, avec coffret Power driver for self-cutting screws (230 V) complete incl. case	1 Stk/pce	909203
	Schrauben-Vorsatzgerät (Ersatz) Adaptateur pour tournevis (rechange) Power driver adapter (replacement)	1 Stk/pce	909204

Verarbeitungshilfen


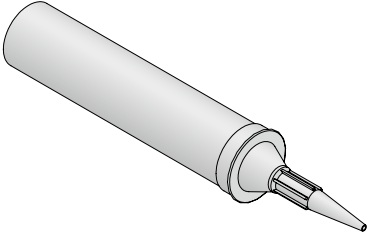
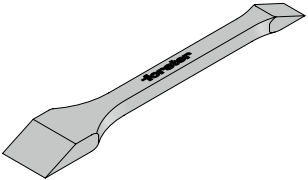


Aides à la mise en œuvre

Processing aids

Abbildung Figure Figure	Bezeichnung Désignation Designation	Verkaufseinheit Unité de vente Sales unit	Art. Nr. art. no. art. no.
	Schrauben-Einsatz (passend zu Art. Nr. 909203) Jeu de tournevis (pour art. no. 909203) Screwdriver bit (fitting art. no. 909203)	2 Stk./pcs	909205
	Set Spiralbohrer Spiralbohrer Ø 4 mm mit Sechskantschaft, inkl. Montageanleitung Kit Mèche hélicoïdal mèche hélicoïdal Ø 4 mm avec tige à six pans, avec instructions de montage Spiral bit set spiral bit Ø 4 mm with hex shaft, incl. fitting instruction	1 Stk./pce	909216
	Spiralbohrer Ø 4 mm mit Sechskantschaft Mèche hélicoïdal Ø 4 mm avec tige à six pans Spiral bit Ø 4 mm with hex shaft	5 Stk./pcs	909217
	Einrollwerkzeug für Dichtung Art. Nr. 985704, 985705, 985315 Rouleau pour joint art. no. 985704, 985705, 985315 Rolling tool for seal art. no. 985704, 985705, 985315	1 Stk./pce	989000
	Einrollwerkzeug für Dichtung Art. Nr. 905784-86, 985701 Rouleau pour joint art. no. 905784-86, 985701 Rolling tool for seal art. no. 905784-86, 985701	1 Stk./pce	909007
	Zuschnittwerkzeug Anschlagdichtung Art. Nr. 985701 Outil de découpe pour joint de butée porte art. no. 985701 Cutting tool for door buffer seal art. no. 985701	1 Stk./pce	989415
	Ersatzklingen Lames de rechange Replacement blades	2 Stk./pcs	989416
	Zuschnittwerkzeug Entwässerung Outil de découpe pour évacuation d'eau Cutting tool drainage	1 Stk./pce	989411
	Ersatz Lochklingen Lames de rechange Replacement blades	4 Stk./pcs	989413



Verarbeitungshilfen**Aides à la mise en œuvre****Processing aids**

Abbildung Figure Figure	Bezeichnung Désignation Designation	Verkaufseinheit Unité de vente Sales unit	Art. Nr. art. no. art. no.
	<p>Primer für Glas und Aluminium-Profil Dose à 236 ml</p> <p>Primer pour verre et profilé en aluminium Boîte de 236 ml</p> <p>Primer for glass and aluminium profile Can at 236 ml</p>	1 Stk/pce	908205
	<p>Dichtungsmasse für Dichtungsüberlappungen zum Abdichten der Kreuz- punkte, auf Hybridpolymerbasis, schwarz, Inhalt Kartusche 290 ml</p> <p>Mastic pour chevauchements de joints, destiné à l'étanchéité des croisements, à base de polymère hybride, noir, contenance de cartouche 290 ml</p> <p>Sealing compound for weatherstripping overlapping to seal the crossing points, based on hybridpolymere, black, content cartridge 290 ml</p>	12 Kartuschen Cartouches Cartridges	908001
	<p>Glaskelle Main en bois pour vitrage Glazing wedge</p>	1 Stk/pce	909218
	<p>Starter-Kit für Gehrungsschleifen von CrNi-Profilen Appareils et matériels de ponçage pour profilés en acier inox Toolings and materials for stainless steel profiles</p>	1 Kit	909005
	<p>Schweisstisch für Rahmen forster CREASWISS Table à souder pour cadre forster CREASWISS Welding table for frames forster CREASWISS</p>	auf Anfrage sur demande on request	





Verarbeitungshilfen
Aides à la mise en œuvre
Assembly aids

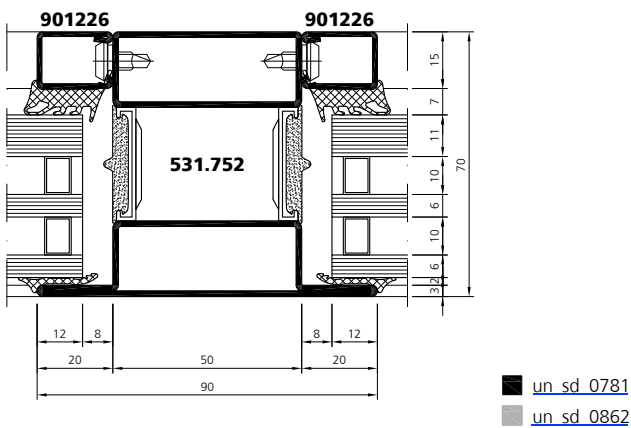
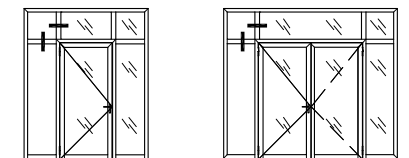
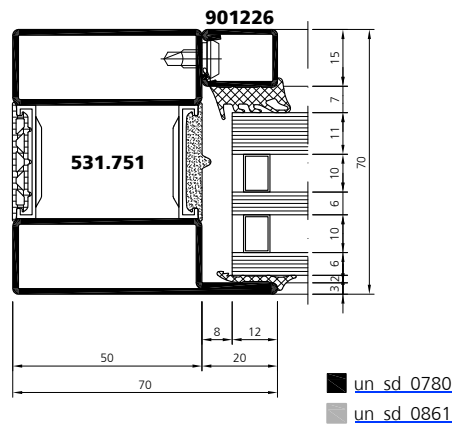
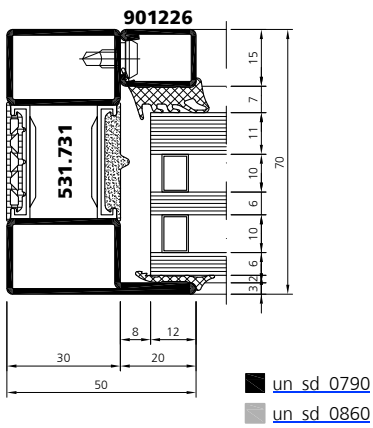
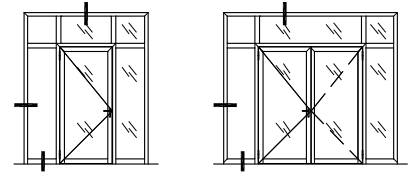
VUT 03/19

Meisterschule für Handwerker; DE-Kaiserslautern

Systemschnitte

Coupes du système

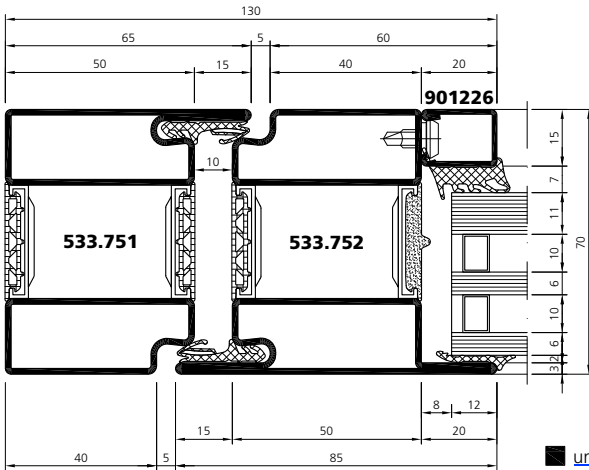
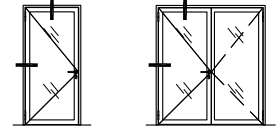
System sections



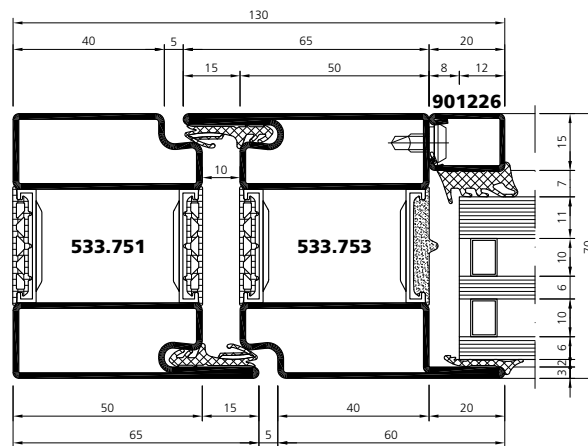
Systemanschnitte

Coupes du système

System sections



- [un_sd_0782](#) (533.751)
- [un_sd_0864](#) (533.731)
- [un_sd_0865](#) (533.751 CrNi)
- [un_sd_0812](#) (533.731 CrNi)

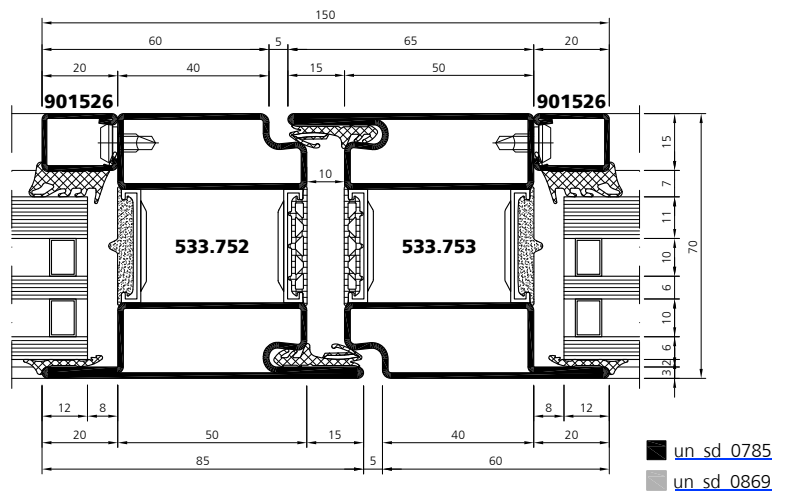
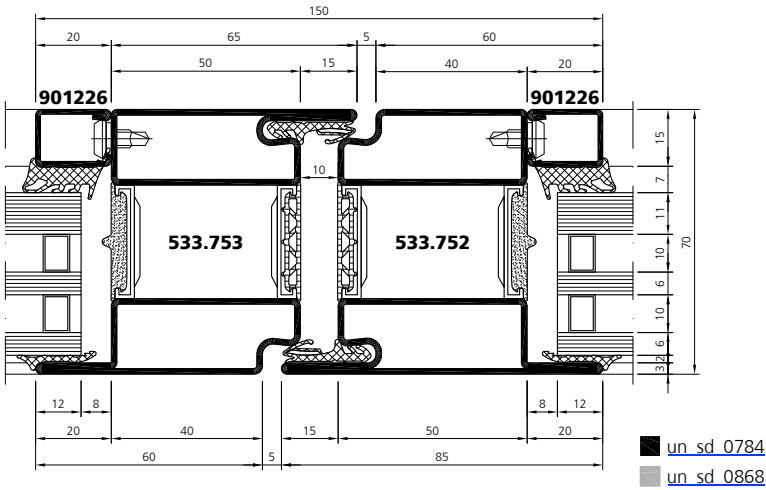
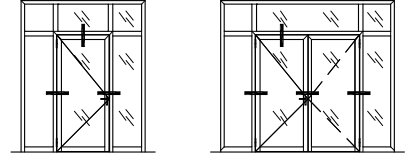


- [un_sd_0783](#) (533.751)
- [un_sd_0866](#) (533.731)
- [un_sd_0867](#) (533.751 CrNi)
- [un_sd_0813](#) (533.731 CrNi)

Systemschnitte

Coupes du système

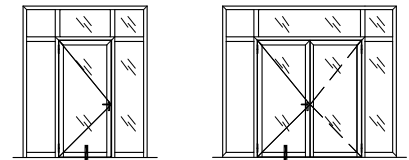
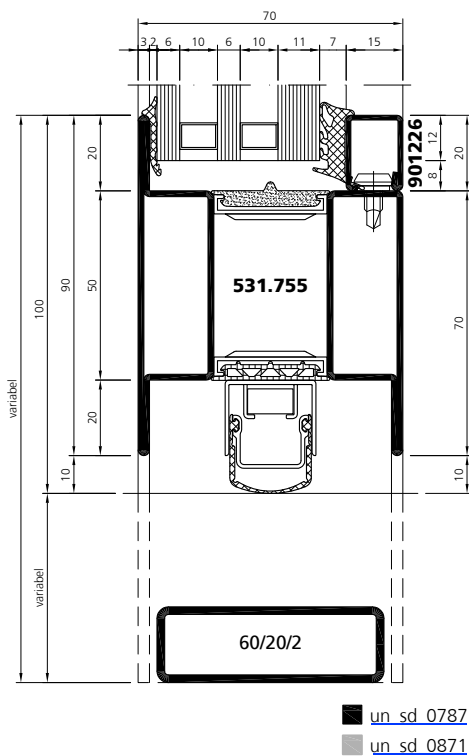
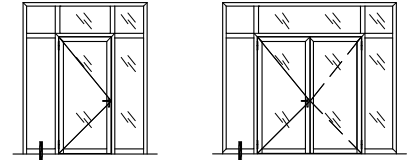
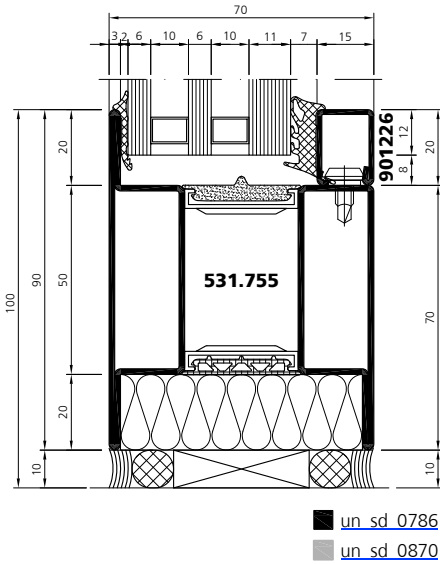
System sections



Systemschnitte

Coupes du système

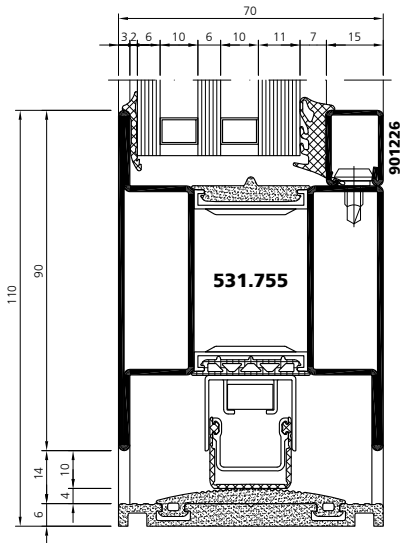
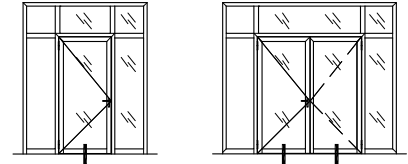
System sections



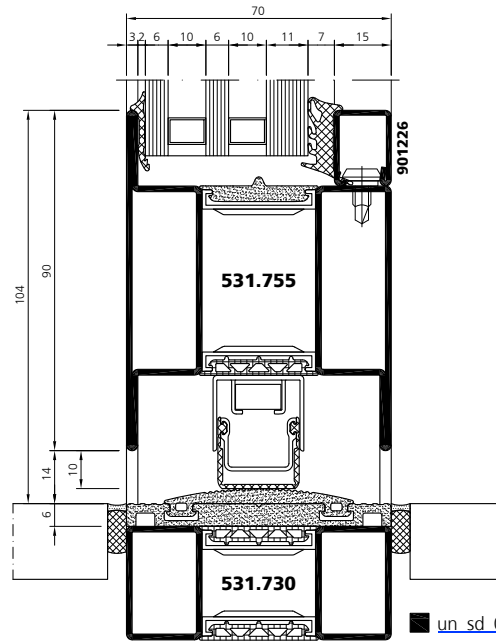
**Systemschnitte
Isolierte Schwellen**

**Coupes du système
Seuils isolés**

**System sections
Insulated thresholds**



- [un_sd 0804](#)
- [un_sd 0873](#)

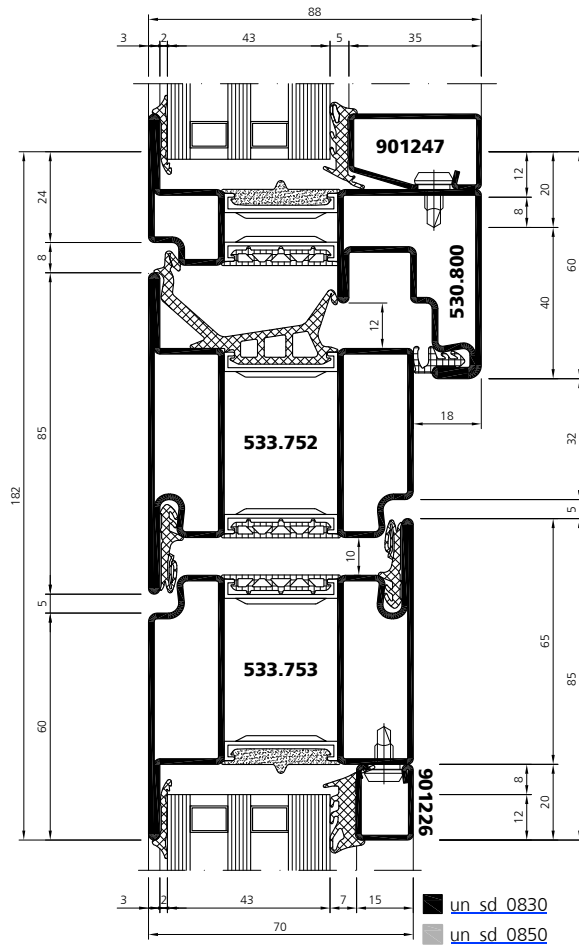
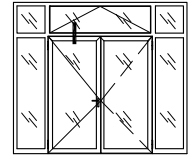
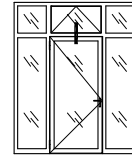


- [un_sd 0807](#)
- [un_sd 0876](#)

Systemschnitte

Coupes du système

System sections



Systempläne

Plans du système

System plans



Weingut von Winning, DE-Deidesheim

VUT 03/19

Übersicht Systempläne

Tableau des plans du système

Synopsis of system plans

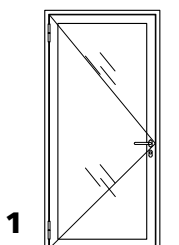
- 1** einflügelige Tür
- 2** • mit Seitenteil
- 3** • mit zwei Seitenteilen
- 4** • mit Oberlicht
- 5** • mit Oberlicht und Seitenteil
- 6** • mit Oberlicht und zwei Seitenteilen
- 7** zweiflügelige Tür
- 8** • mit Seitenteil
- 9** • mit zwei Seitenteilen
- 10** • mit Oberlicht
- 11** • mit Oberlicht und Seitenteil
- 12** • mit Oberlicht und zwei Seitenteilen
- 13** Festverglasung

- porte à un vantail
- avec partie latérale fixe
- avec deux parties latérales fixes
- avec imposte
- avec imposte et partie latérale fixe
- avec imposte et deux parties latérales fixes
- porte à deux vantaux
- avec partie latérale fixe
- avec deux parties latérales fixes
- avec imposte
- avec imposte et partie latérale fixe
- avec imposte et deux parties latérales fixes
- vitrage fixe

- single-leaf door
- with screen abutment
- with 2 screen abutments
- with fanlight
- with fanlight and screen abutment
- with fanlight and 2 screen abutments
- double-leaf door
- with screen abutment
- with 2 screen abutments
- with fanlight
- with fanlight and screen abutment
- with fanlight and 2 screen abutments
- fixed glazing

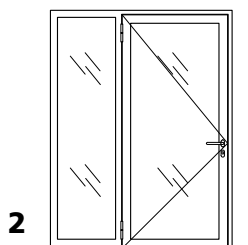
■ Stahl / Acier / Steel

■ Edelstahl / Acier inox / Stainless steel



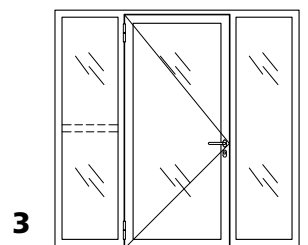
1

- un_sp_0500
- un_sp_0850



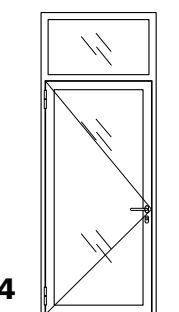
2

- un_sp_0501
- un_sp_0851



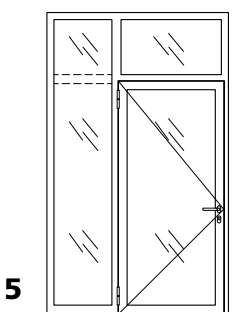
3

- un_sp_0502
- un_sp_0852



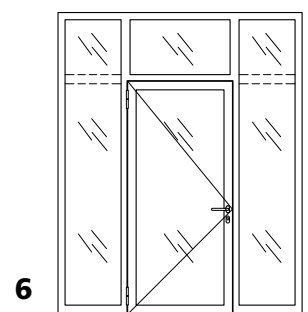
4

- un_sp_0503
- un_sp_0853



5

- un_sp_0504
- un_sp_0854

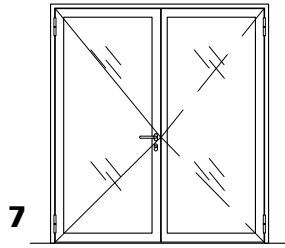


6

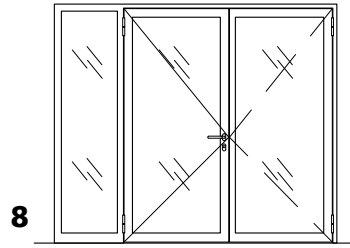
- un_sp_0505
- un_sp_0855

Übersicht Systempläne

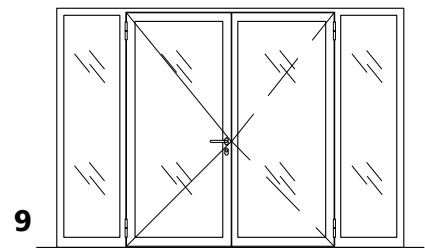
Tableau des plans du système Synopsis of system plans



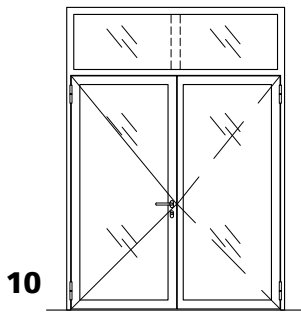
■ [un_sp_0506](#)
 ■ [un_sp_0856](#)



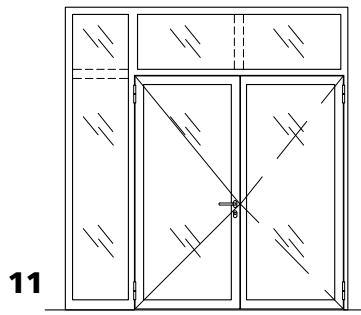
■ [un_sp_0507](#)
 ■ [un_sp_0857](#)



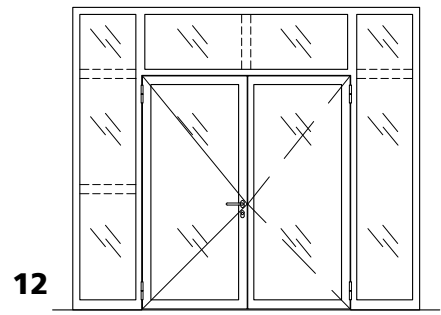
■ [un_sp_0508](#)
 ■ [un_sp_0858](#)



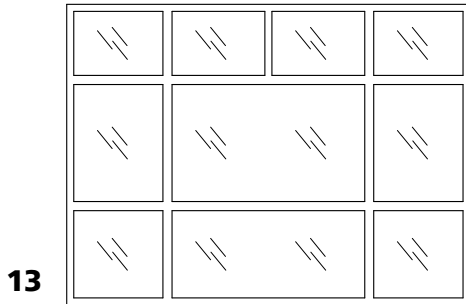
■ [un_sp_0509](#)
 ■ [un_sp_0859](#)



■ [un_sp_0510](#)
 ■ [un_sp_0860](#)



■ [un_sp_0511](#)
 ■ [un_sp_0861](#)



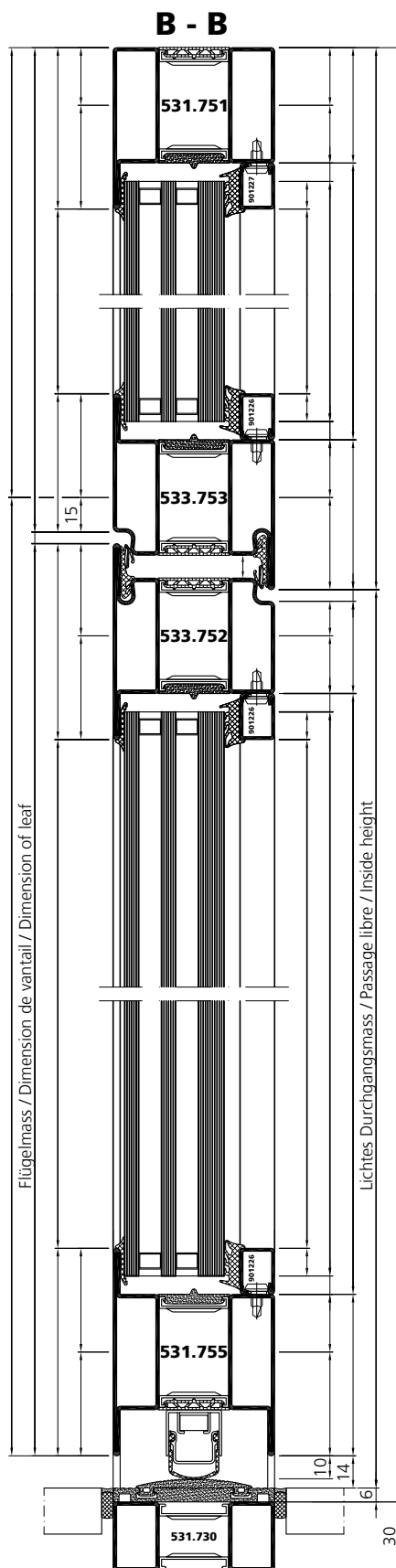
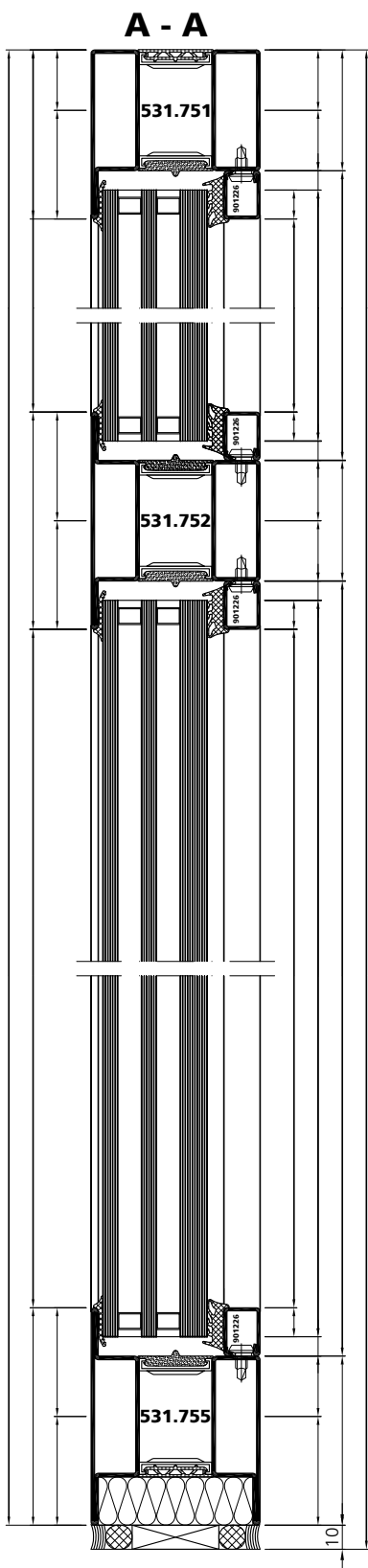
■ [un_sp_0512](#)
 ■ [un_sp_0862](#)

Systemplan

Plan du système

System plan

■ [un_sp_0504](#)

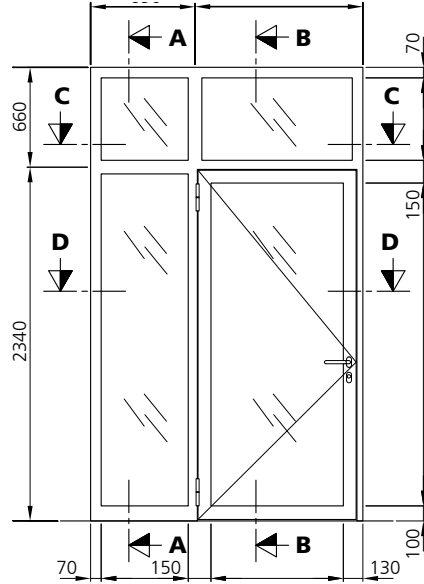


Systemplan

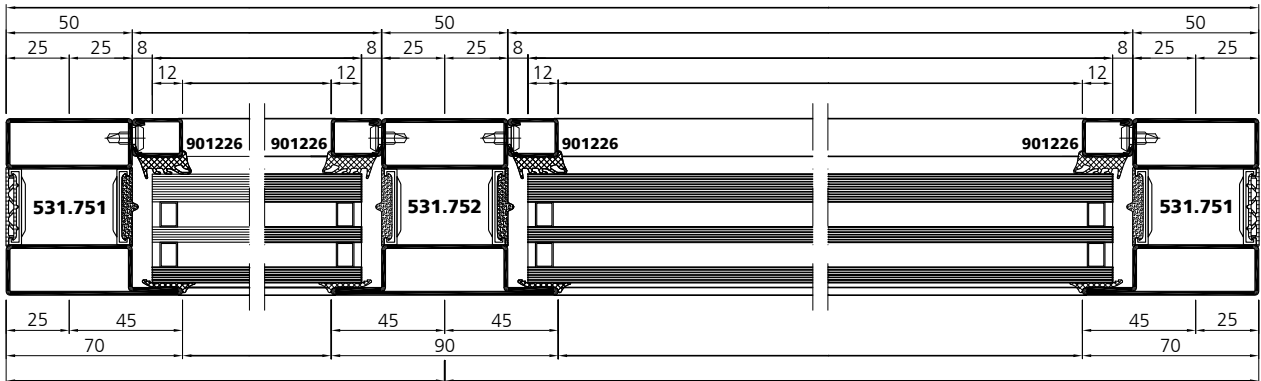
Plan du système

System plan

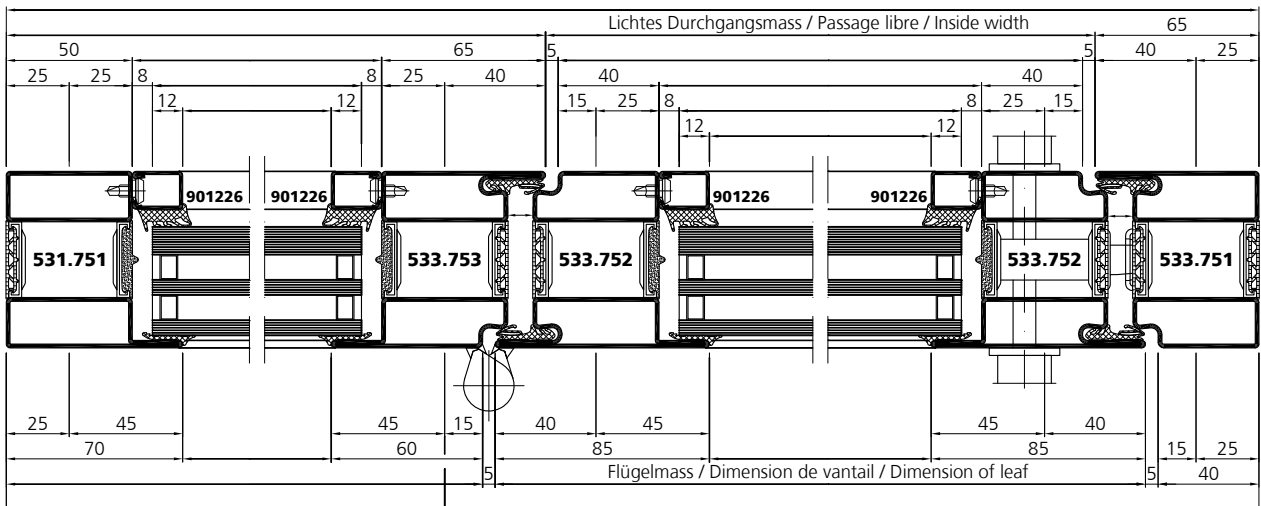
un_sp_0504



C - C



D - D



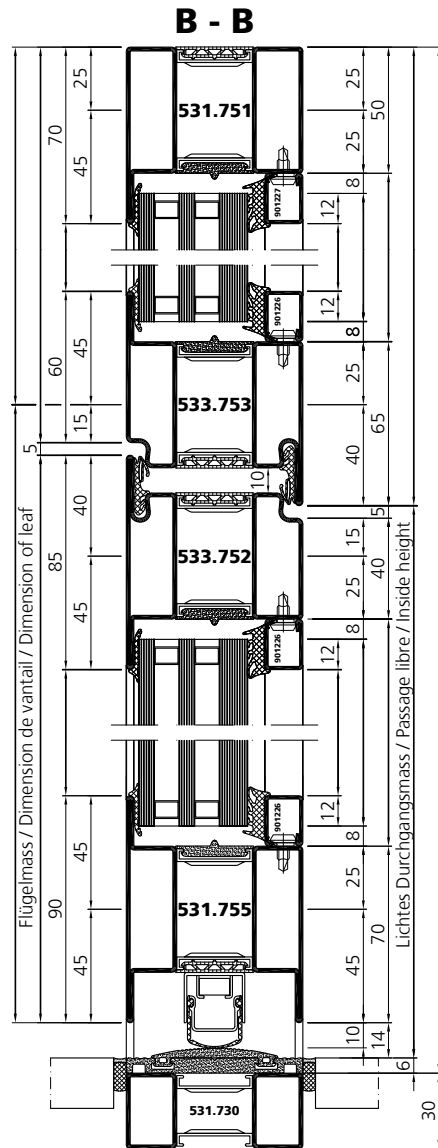
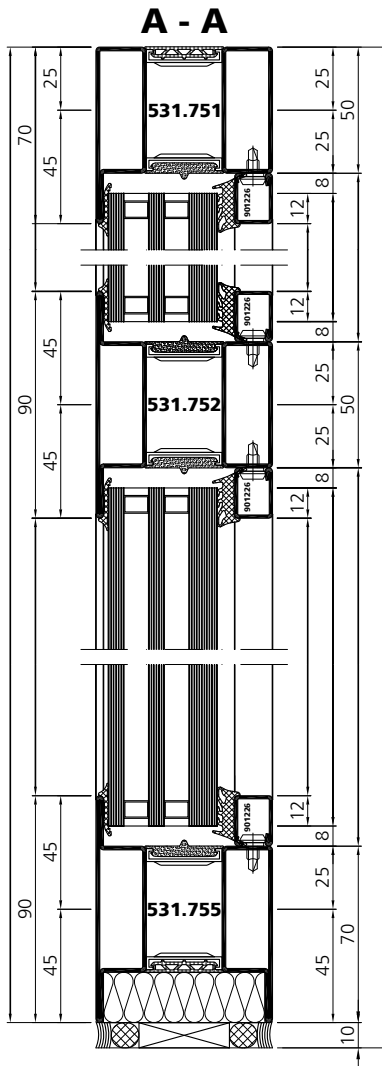
VUT 03/19

Systemplan

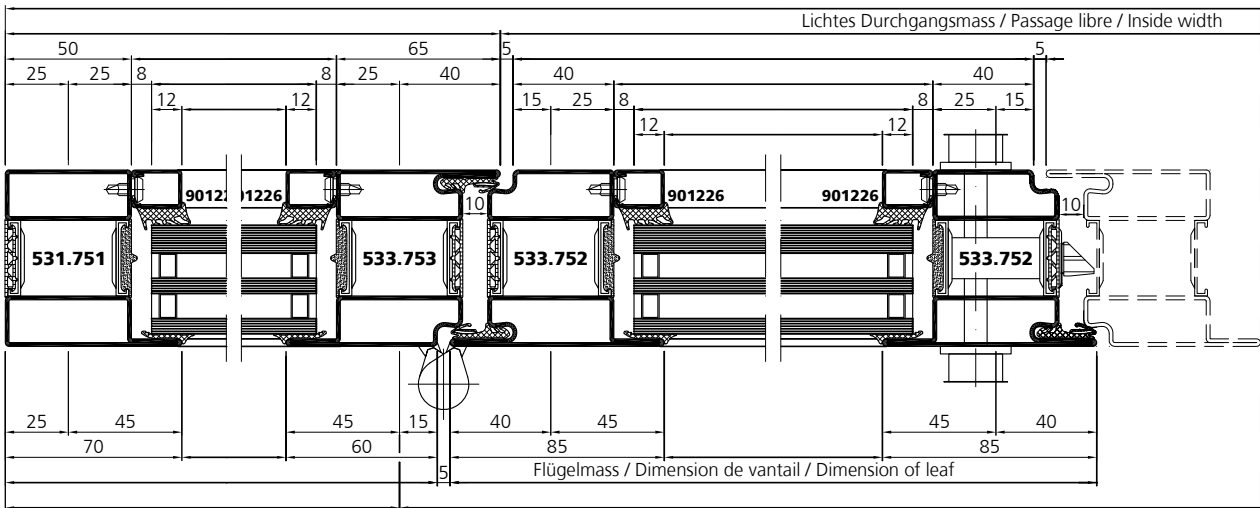
Plan du système

System plan

■ un_sp_0510



D - D

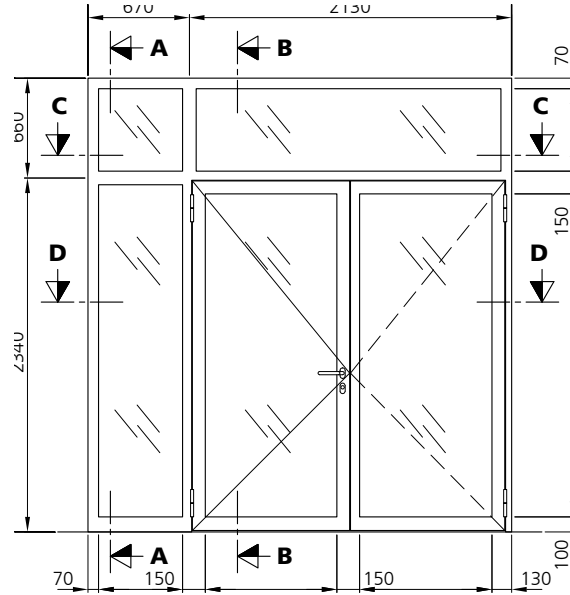


Systemplan

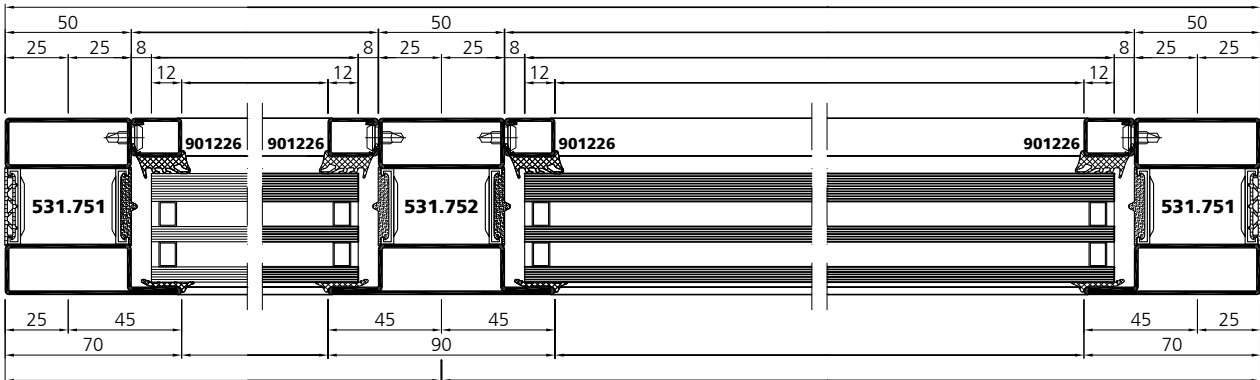
Plan du système

System plan

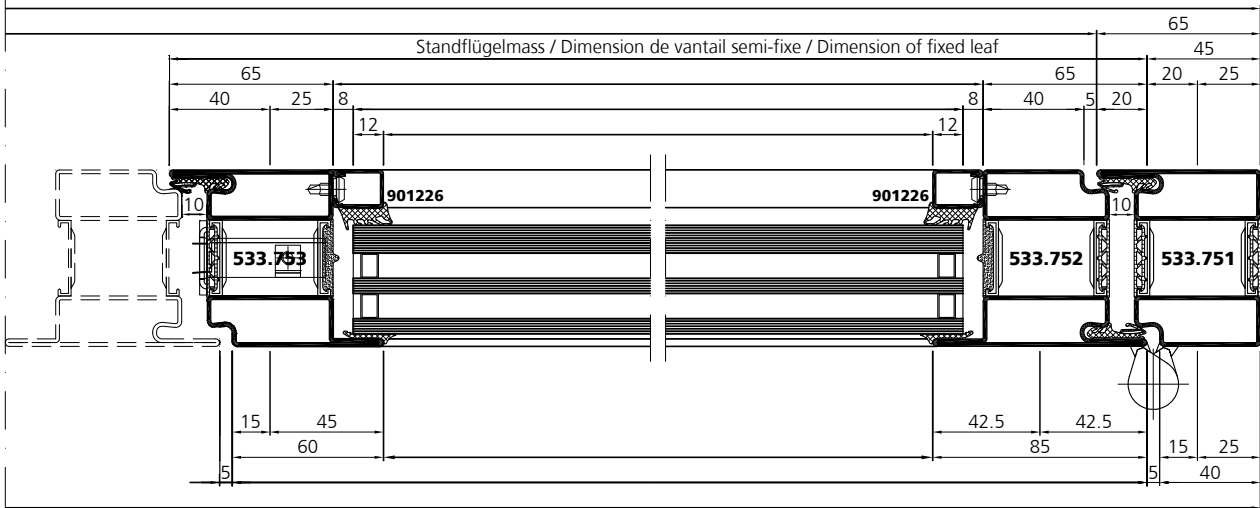
un_sp_0510



C - C



D - D

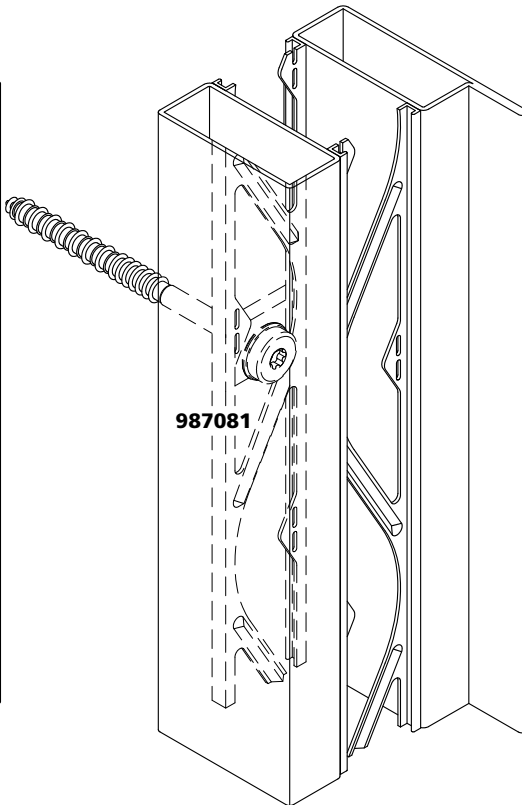
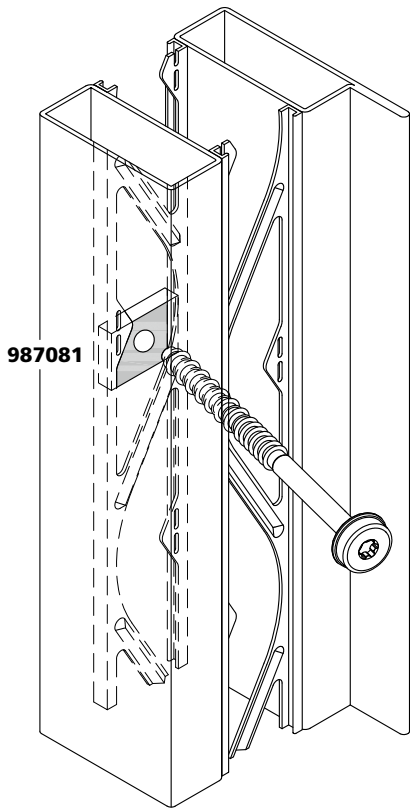


VUT 03/19

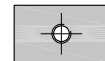
Wandbefestigung

Fixation murale

Wall mounts



987081
Gewinde M5*
filetage M5*
thread M5*

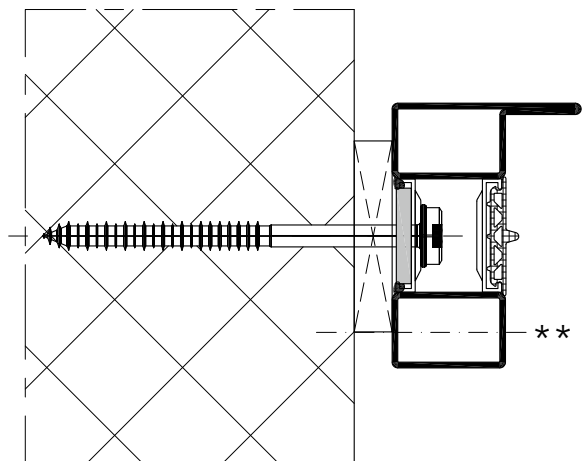
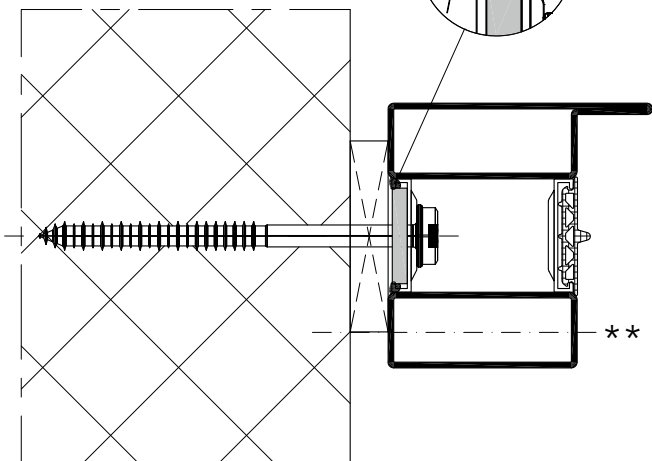
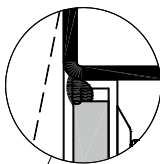


*Aufbohren
auf 10.5 mm
Perçage
jusqu'a 10.5 mm
Drillout
up to 10.5 mm

Befestigungsplatte mit
Profilhalbschalen verschweißen

Plaque de fixation souder avec
les demi-coques du profilé

Weld fixing plate with the
profile half-shells

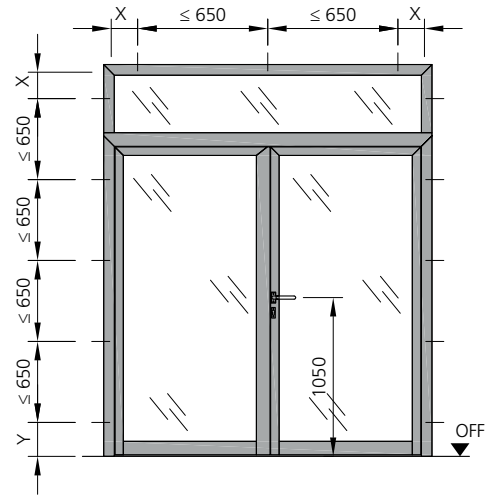
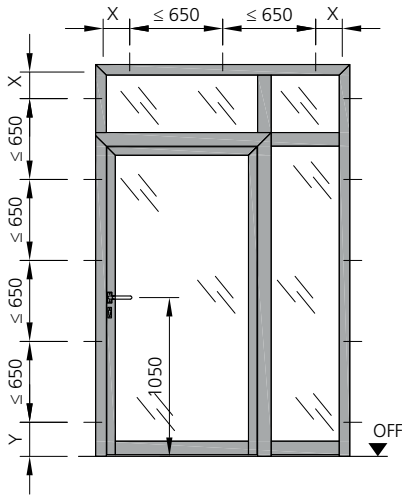
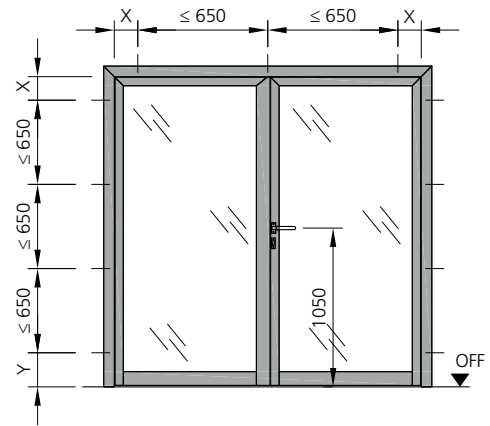
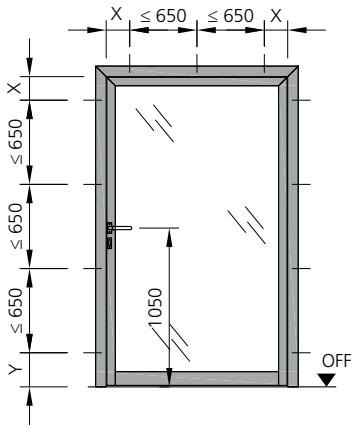


** wahlweise durch Profilschale befestigt
à choix fixation à travers le profilé
fixing optionally through the profile

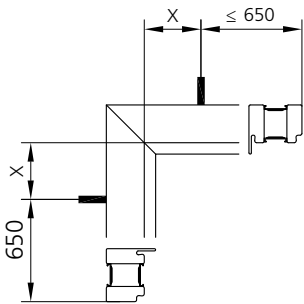
Befestigungspunkte

Points de fixation

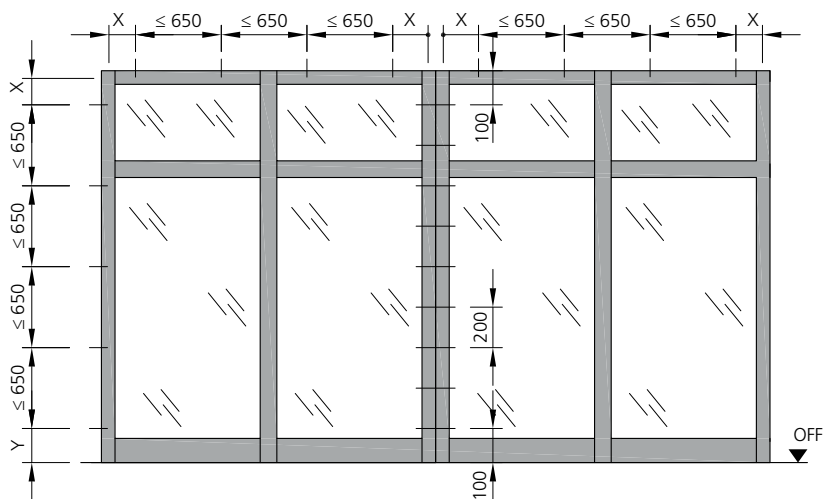
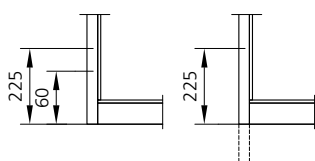
Fixing points



Mass X
Dimension X
Dimension X = 75 ± 20



Mass Y
Dimension Y
Dimension Y = 225 / 60 ± 20



Befestigungspunkte Elementstoss siehe Seite 12.5.1
Points de fixation pour raccord d'assemblage voir page 12.5.1
Fixing points for site joint see page 12.5.1

Wandanschlüsse

Nummernschlüssel

Raccords muraux

Légende

Wall abutments

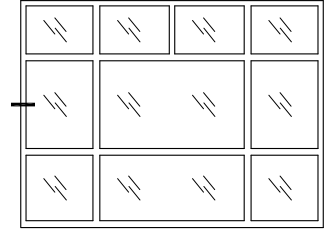
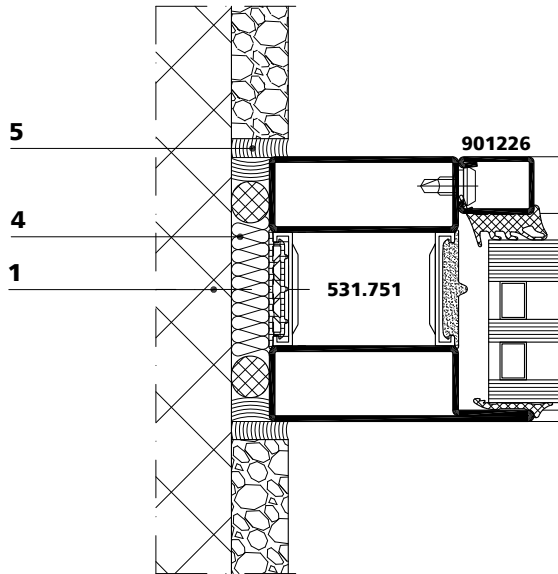
Legend

1	Befestigungsmittel (an Massivbauteile z.B. Stahlträger, Mauerwerk, Beton) Wahlweise: <ul style="list-style-type: none"> • zugelassener KS/St-Dübel ø 10 mm mit dazugehöriger Stahlschraube • Universalschraube 'HILTI HUS' • Heco Multi Monti 	Élément de fixation (sur pièces en massif, par ex. support en acier, maçonnerie, béton) Au choix: <ul style="list-style-type: none"> • Cheville en acier/KS homologuée ø 10 mm avec vis en acier correspondante • Vis universelle 'HILTI HUS' • Heco Multi Monti 	Means or fastening (to solid components e.g. steel beams, masonry, concrete) Either: <ul style="list-style-type: none"> • Approved KS/St plug ø 10 mm with related steel screw • Universal screw 'HILTI HUS' • Heco Multi Monti
4	Füllmaterial Anschlüsse/Hohlräume mit nicht-brennbarem Material hinterfüllen (z.B. Steinwolle, Mörtel, "Promatec H" oder mittels Brandschutz-Fugenschnur)	Produit de remplissage Charger les raccords/cavités de produit ininflammable (par ex. laine minérale, mortier, "Promatec H" ou un bouche-joint anti-feu)	Filling material Fill joints/cavities with fire-proof material (e.g. mineral wool, mortar, "Promatec H" or using fire protection joint cord)
5	Dichtmaterial Wahlweise Standard-Silikon, Acryl oder PU	Produit d'étanchéité Au choix silicone standard, PU ou acrylique	Sealing material Either standard-silicone, acrylic or PU

Bauanschlüsse

Raccords muraux

Wall abutments

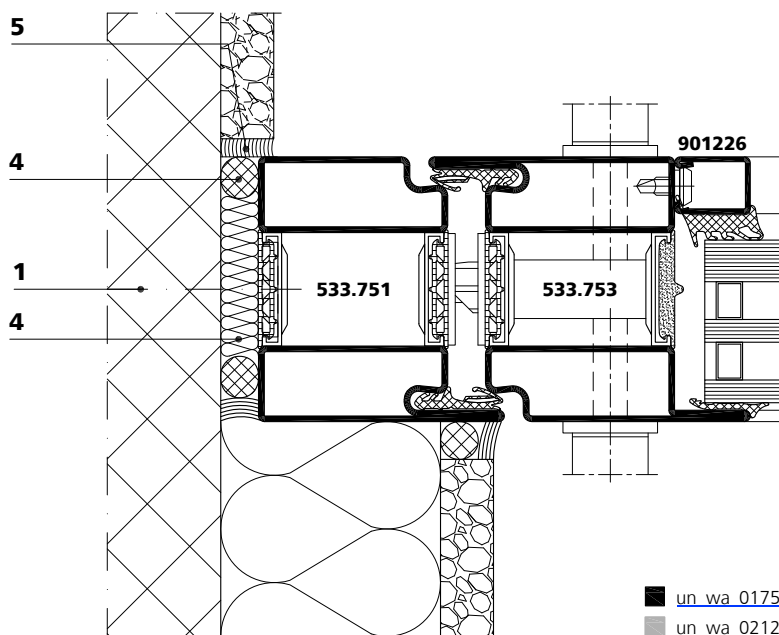
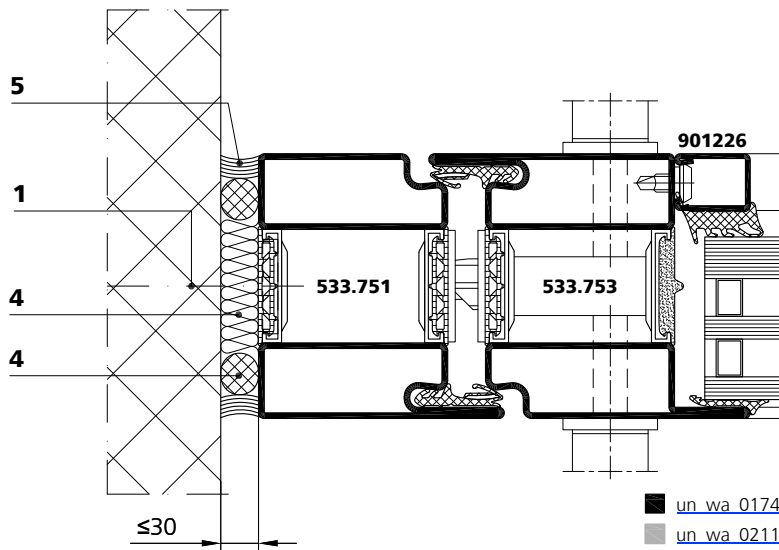
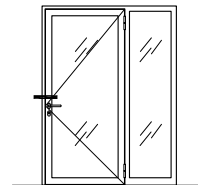


- [un_wa_0172](#)
- [un_wa_0210](#)

Bauanschlüsse

Raccords muraux

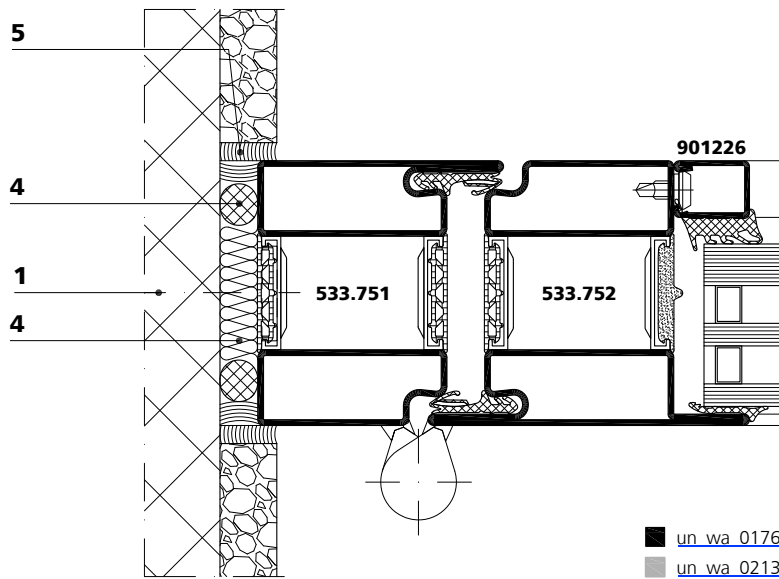
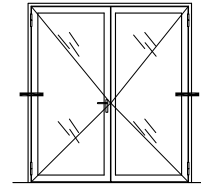
Wall abutments



Bauanschlüsse

Raccords muraux

Wall abutments



Bauanschlüsse

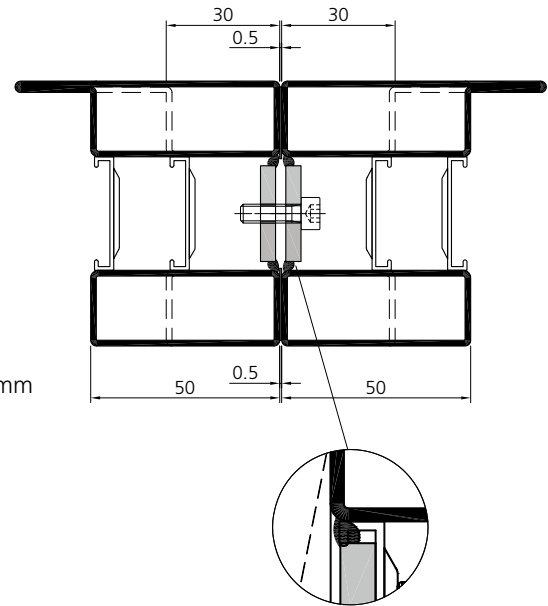
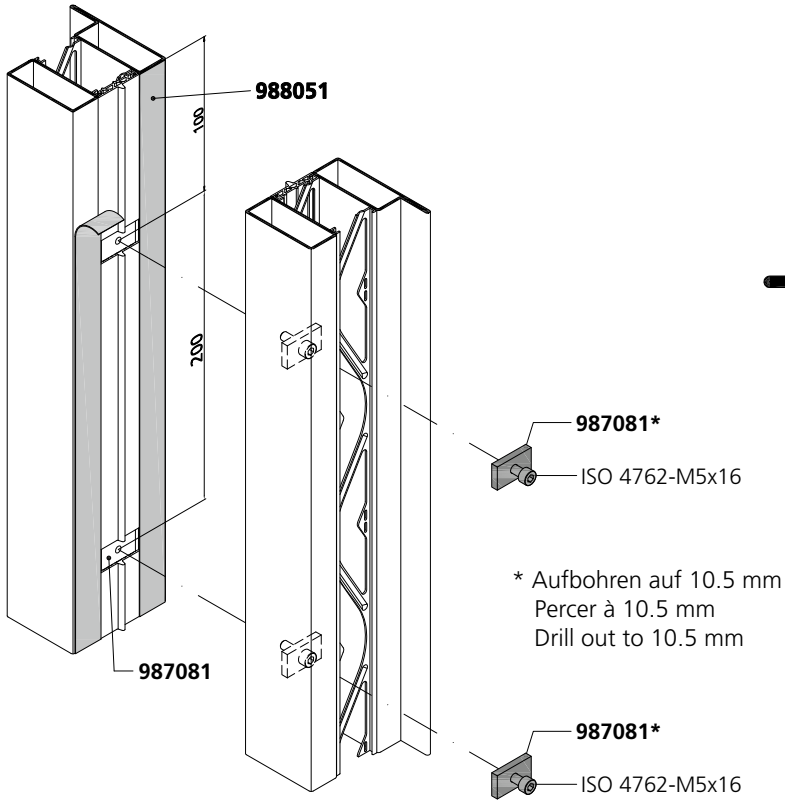
Raccords muraux

Wall abutments



VUT 03/19

Mehrfamilienhäuser Flosslande, CH-Rheinfelden


Elementstoss
Raccord d'assemblage
Site joint


* **Befestigungsplatte mit
Profilhalbschalen verschweissen**
**Plaque de fixation souder avec
les demi-coques du profilé**
**Weld fixing plate with the
profile half-shells**



E30 / EW30	Stahl	Edelstahl
	Acier	Acier inox
	Steel	Stainless steel

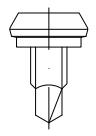
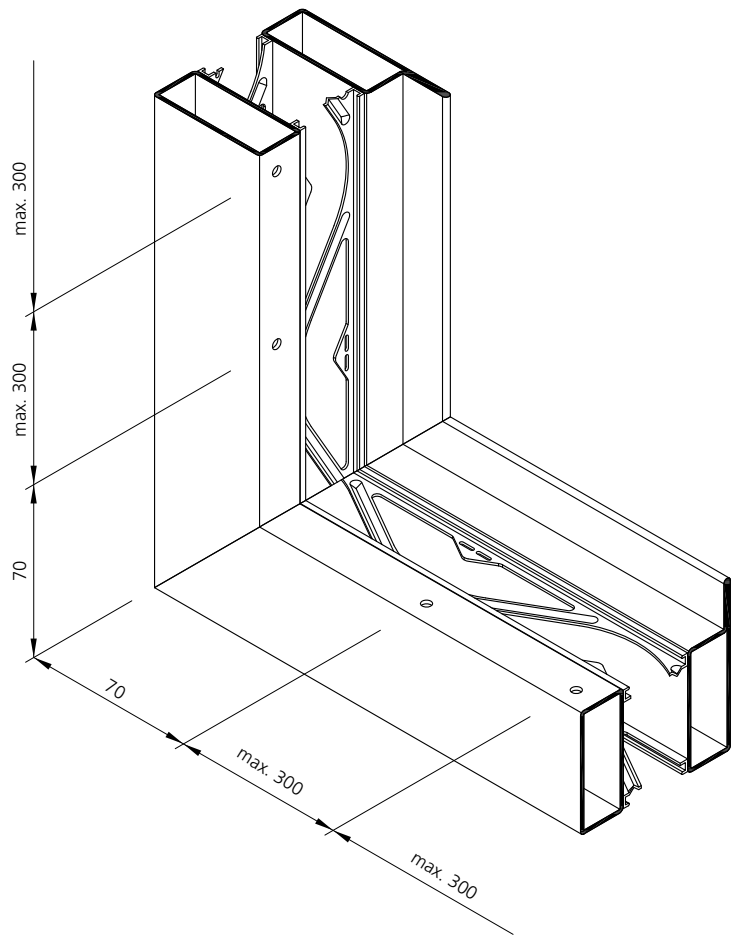
12.5.2

**Profilbearbeitung
Klemmknöpfe**

**Mise en œuvre des profilés
Boutons de fixation**

**Profile processing
Stud fasteners**

Verarbeitung Profile
Mise en œuvre profilés
Assembly profiles



- 906577** (VE/100 Stk./pcs)
- 906578** (VE/1000 Stk./pcs)
- 906579** (VE/Mag. 200 Stk./pcs)

Klemmknöpfe

Bohrschraubensetzgerät Art. Nr. 909203
alternativ Bohrlehre Art. Nr. 909104, Bohr-
durchmesser 3.5 mm

Boutons de serrage

Appareil à poser les vis art. no. 909203
alternatif gabarit de perçage art. no.
909104, diamètre de perçage 3.5 mm

Steel studs

Power driver for screws art. no. 909203
alternative drilling template art. no.
909104, drilling diameter 3.5 mm

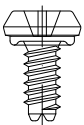
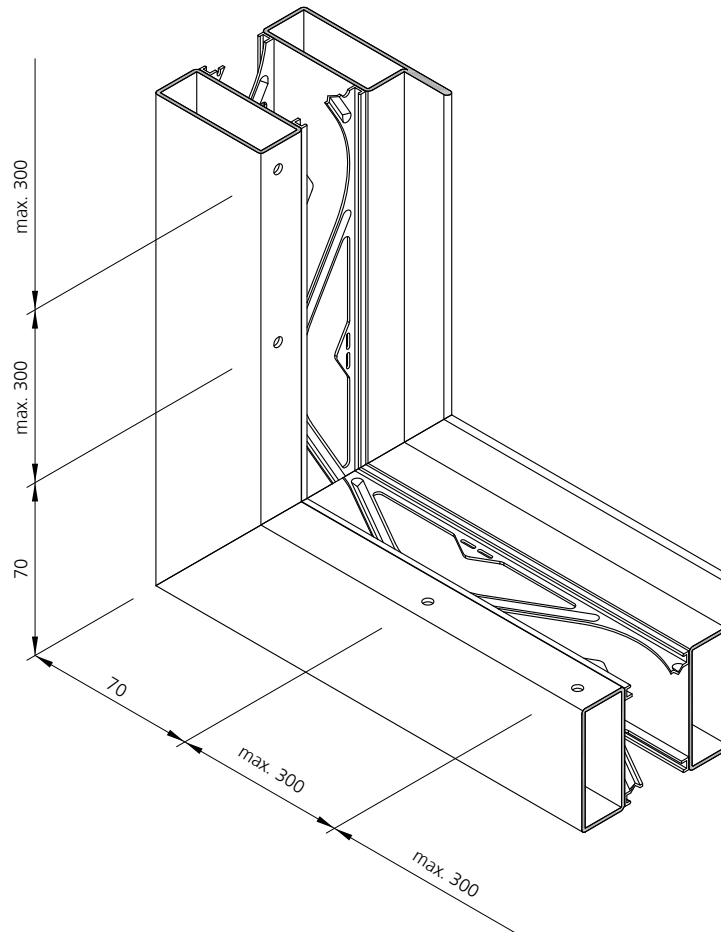
VUT 03/19



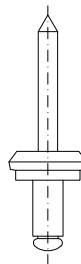
Profilbearbeitung Klemmknöpfe

Mise en œuvre des profilés Boutons de fixation

Profile processing Stud fasteners



906583 (VE/100 Stk./pcs)
CrNi 1.4404



906574 (VE/100 Stk./pcs)
CrNi 1.4567
für Profile CrNi 1.4301
pour profilés en acier inox 1.4301
for profiles in stainless steel 1.4301

Bohrung Klemmknopf-Schraube und Klemmknopf-Niet

Bohrschraubensetzgerät Art.Nr. 909203
und Set Spiralbohrer Art.Nr. 909216,
alternativ mit Bohrlehre Art.Nr. 909105,
Bohrdurchmesser 4.1 mm

Forage des boutons de fixation à vis et des boutons de fixation

Appareil à poser les vis art no 909203
et kit mèche hélicoidal art no 909216,
alternative avec gabarit de perçage art
no 909105, diamètre percé 4.1 mm

Drilling of stud fastener screw, stud fastener pop rivet

Power driver for screws art.no. 909203
and spiral bit set art.no. 909216,
alternatively with drilling template art.
no. 909105, drilling diameter 4.1 mm



E30 / EW30

Stahl	Edelstahl
Acier	Acier inox
Steel	Stainless steel

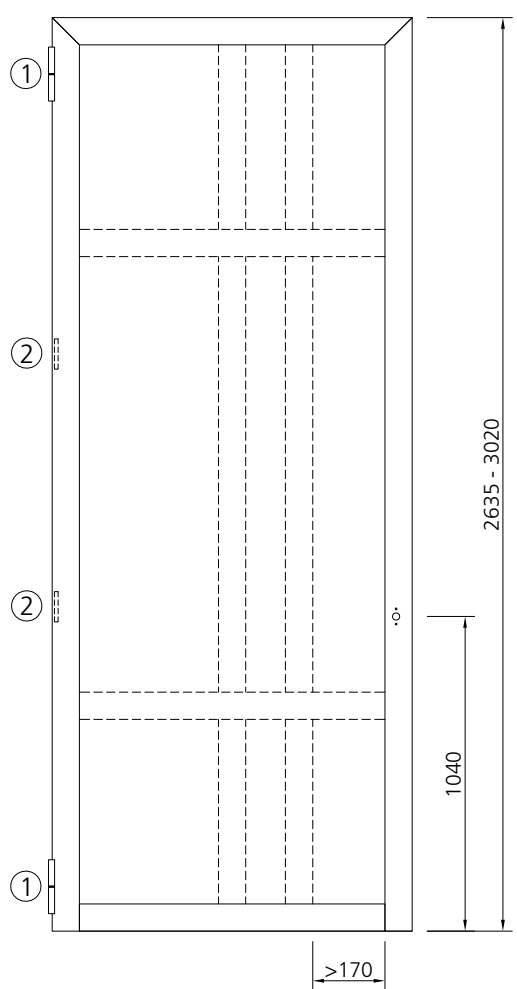
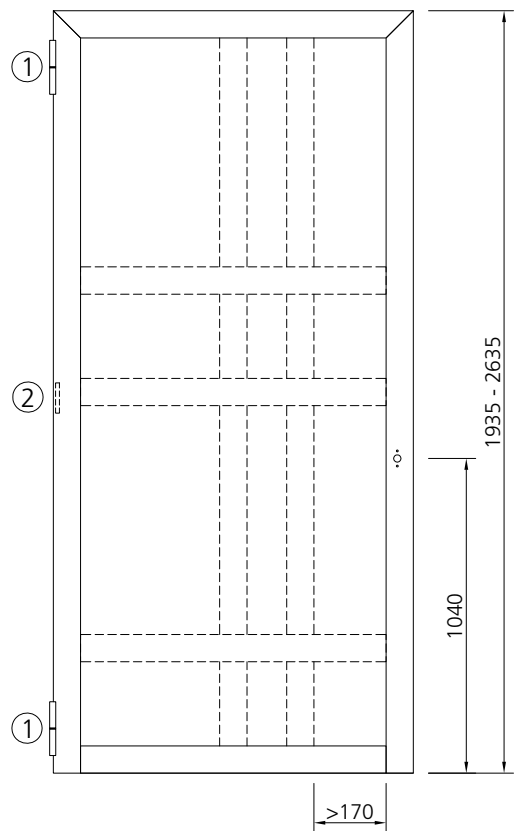
12.5.4

Verarbeitung Profile
Mise en œuvre profilés
Assembly profiles

Sprossen Gangflügel

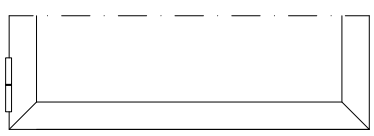
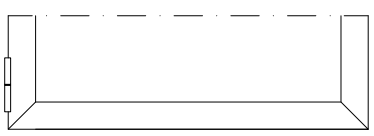
Traverses Vantail de service

Transoms Active leaf



alternativ Sockel in Gehrung
alternative socle en onglet
alternative base, mitre joint

alternativ Sockel in Gehrung
alternative socle en onglet
alternative base, mitre joint



- wahlweise:
- mit glastrennenden horizontalen Sprossen
531.752, maximal 5 Stück
 - mit glastrennenden vertikalen Sprossen
531.752 maximal 2 Stück
- au choix:
- avec traverses (horizontales) séparant le vitrage,
largeur 531.752, max. 5 pièces
 - avec montants (verticaux) séparant le vitrage,
largeur 531.752, max. 2 pièces
- at choice:
- with glass separative (horizontal) transoms,
width 531.752, max. 5 pieces
 - with glass separative (vertical) mullions,
width 531.752, max. 2 pieces

- ① Türband / Paumelle/ Hinge
- ② Sicherungsbolzen, wahlweise Türband
goujon de sécurité, au choix paumelle
Locking pin, if required hinge

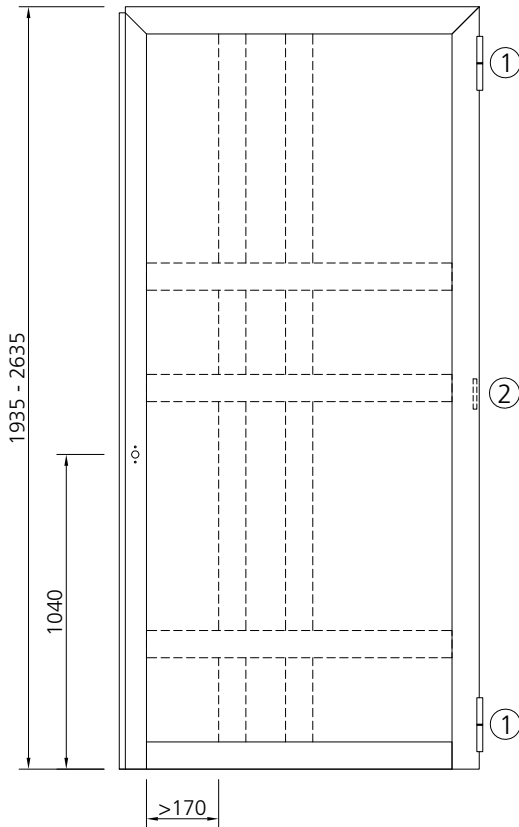
VUT 03/19



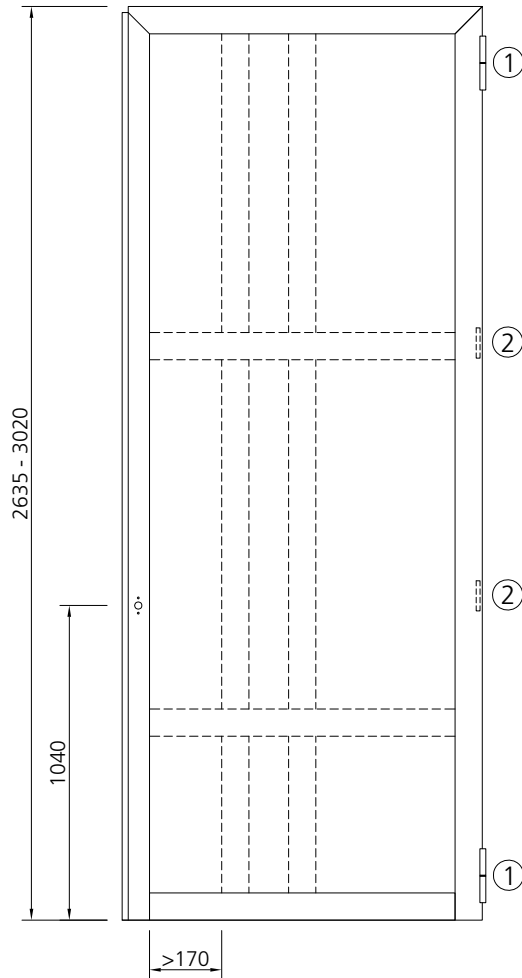

Sprossen Standfügel

Traverses Vantail semi-fixe

Transoms Fixed leaf



alternativ Sockel in Gehrung
 alternative socle en onglet
 alternative base, mitre joint



alternativ Sockel in Gehrung
 alternative socle en onglet
 alternative base, mitre joint



wahlweise:

-mit glastrennenden horizontalen Sprossen

531.752, maximal 5 Stück

-mit glastrennenden vertikalen Sprossen

531.752, maximal 2 Stück

au choix:

-avec traverses (horizontales) séparant le vitrage,
 largeur 531.752, max. 5 pièces

-avec montants (verticaux) séparant le vitrage,
 largeur 531.752, max. 2 pièces

at choice:

-with glass separative (horizontal) transoms,
 width 531.752, max. 5 pieces

-with glass separative (vertical) mullions,
 width 531.752, max. 2 pieces

① Türband / Paumelle/ Hinge

② Sicherungsbolzen, wahlweise Türband
 goujon de sécurité, au choix paumelle
 Locking pin, if required hinge

Schlosseinbau
Befestigungswinkel

Montage serrure
Angle de fixation

Lock installation
Fixing angle

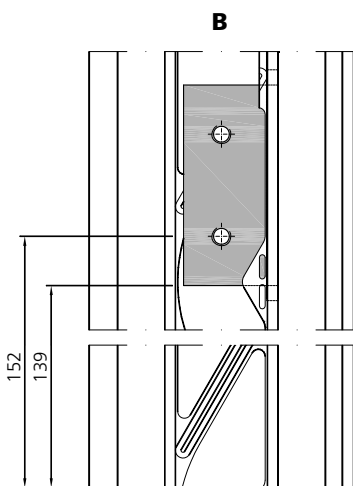
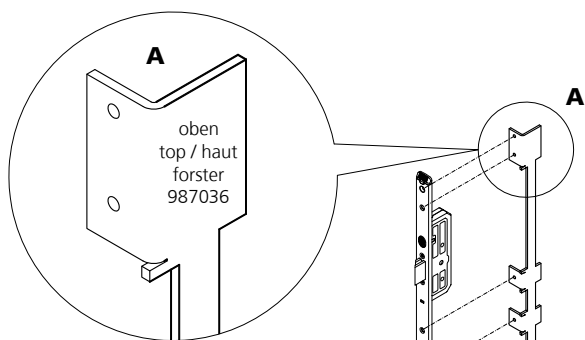
Befestigungswinkel
L'angle de fixation
Fixing angle

987036 (1935 - 2134 mm)
987037 (2135 - 2335 mm)
987038 (2435 - 2635 mm)

Befestigungswinkel
L'angle de fixation
Fixing angle

987036 mit / avec / con
987035 (2285 - 3020 mm)

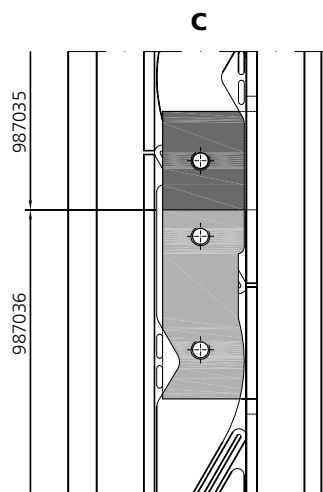
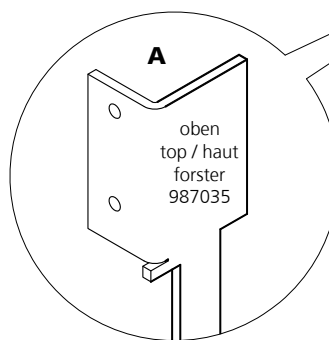
Verarbeitung Beschläge Tür
 Mise en œuvre quincaillerie portes
 Assembly door fittings



Positionierung Befestigungswinkel:
Unterkante Flügel bis zur 1. Verschraubung 152 mm

Positionnement de la barre de fixation:
152 mm de bas du vantail jusqu'au 1er vissage

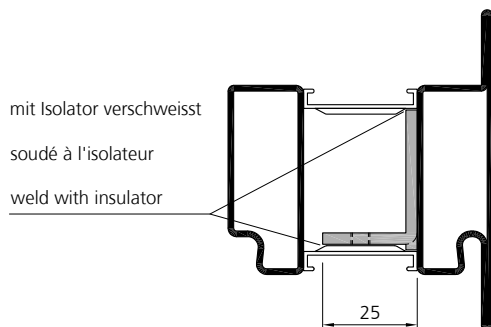
Positioning of the fastening rail:
152 mm from bottom of leaf to the 1st screwing



Positionierung Verlängerung 987035:
Bündig mit Oberkante von 987036

Positionnement de l'extension 987035:
en continu avec bord supérieur de 987036

Positioning of the extension 987035:
flush mounted with top of 987036



Schlosseinbau
Befestigungsgarnitur

Montage serrure
Garniture de fixation

Lock installation
Fastening set

Befestigungsgarnitur
Garniture de fixation
Set fastening

1-flügelig
1 vantail
Single-leaved

987039



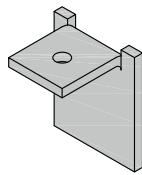
2-flügelig
2 vantaux
Double-leaved

987040



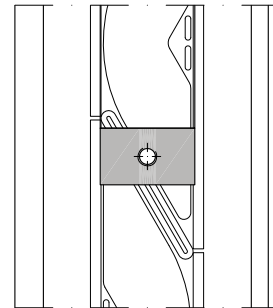
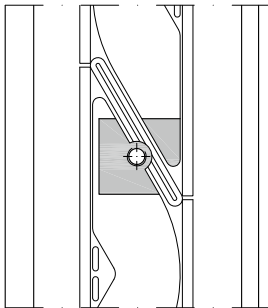
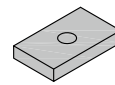
Schloss und Schliessblech
Serrure et gâche
Lock and keep

Einschweisswinkel mit Gewinde M5
Angle à titre de soudage avec tarauder M5
Angle to weld with tap M5

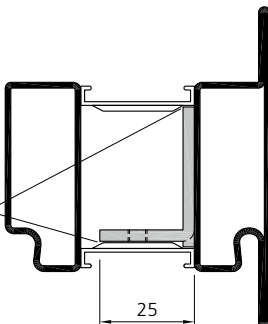


Standflügelverriegelung
Verrouillage du vantail semi-fixe
Passive leaf lock

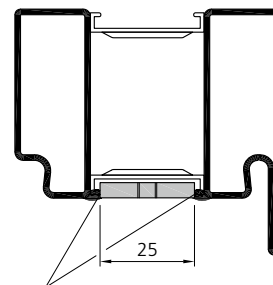
Einschweissplatte mit Gewinde M5
Tôle à titre de soudage avec tarauder M5
Plate to weld with tap M5



mit Isolator
verschweisst
soudé avec
l'isolateur
welded with
insulator



mit Isolator
verschweisst
soudé avec
l'isolateur
welded with
insulator



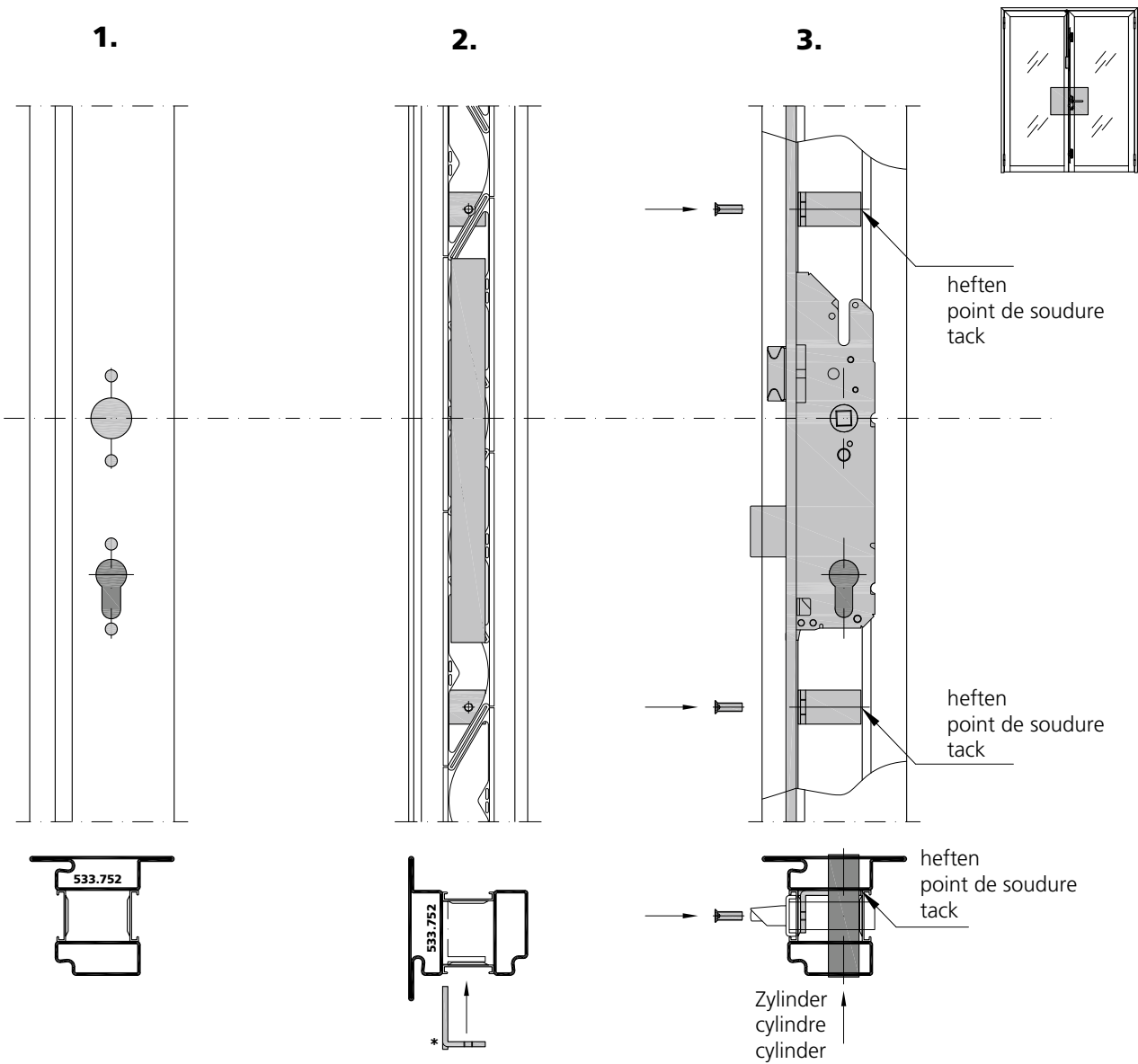
Verarbeitung Beschläge Tür
Mise en œuvre quincaillerie portes
Assembly door fittings

Schlosseinbau

Montage serrure

Lock installation

Verarbeitung Beschläge Tür
 Mise en œuvre quincaillerie portes
 Assembly door fittings



Drücker und Zylinder-
ausschnitt ausnehmen.

Fraiser pour poignée
et cylindre

Cut-out for handle and
cylinder

- Ausschnitt in Isolator für
Schloss schneiden
- Befestigungswinkel einführen
** sind in Garnitur 987039 + 987040
enthalten*

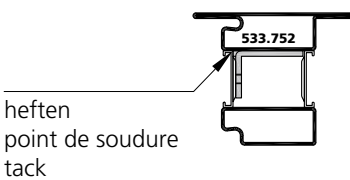
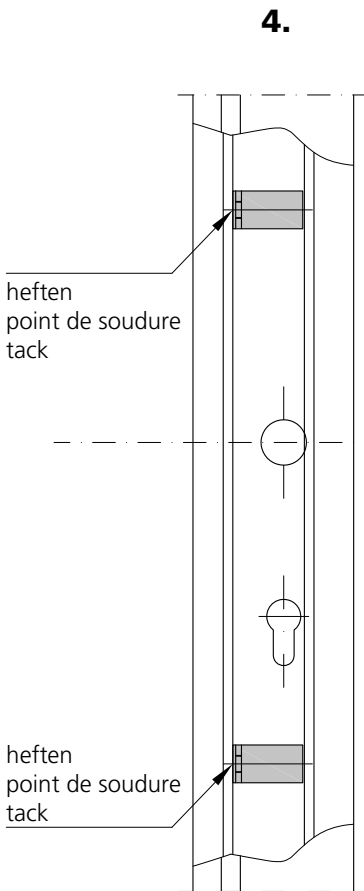
- Fraiser dans l'isolateur pour
la serrure
- insérer l'angle de fixation
** inclus dans la garniture
987039 + 987040*

- Cut-out the insulator for
the lock
- insert the fixing angle
** included in the set
987039 + 987040*

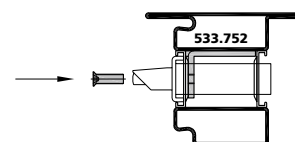
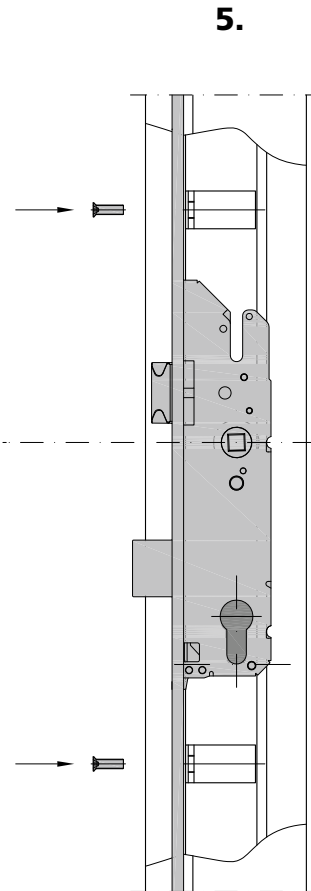
- Schloss einsetzen
- Winkel befestigen mit Schraube M5x16 A2
- Zylinder einbauen
- Befestigungswinkel heften

- insérer la serrure
- fixer l'angle avec vis M5x16 A2
- monter le cylindre
- pointer l'angle de fixation

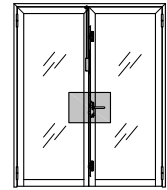
- insert the lock
- fix the fixing angle with screw M5x16 A2
- mount the cylinder
- tack the fixing angle

Schlosseinbau**Montage serrure****Lock installation**

- Schloss demontieren
- Befestigungswinkel auf der gegenüberliegenden Seite heften
- démonter la serrure
- point de soudure sur l'angle de fixation au côté opposé
- disassembly the lock
- tack the fixing angle on the opposite side



- Schloss einbauen
- Monter la serrure
- Mount the lock



Schlosseinbau

Verlängerung

Montage serrure

Extension

Lock installation

Extension

Stulp und Verbindungsteil bei der Verlängerung ablängen (C1– C3).

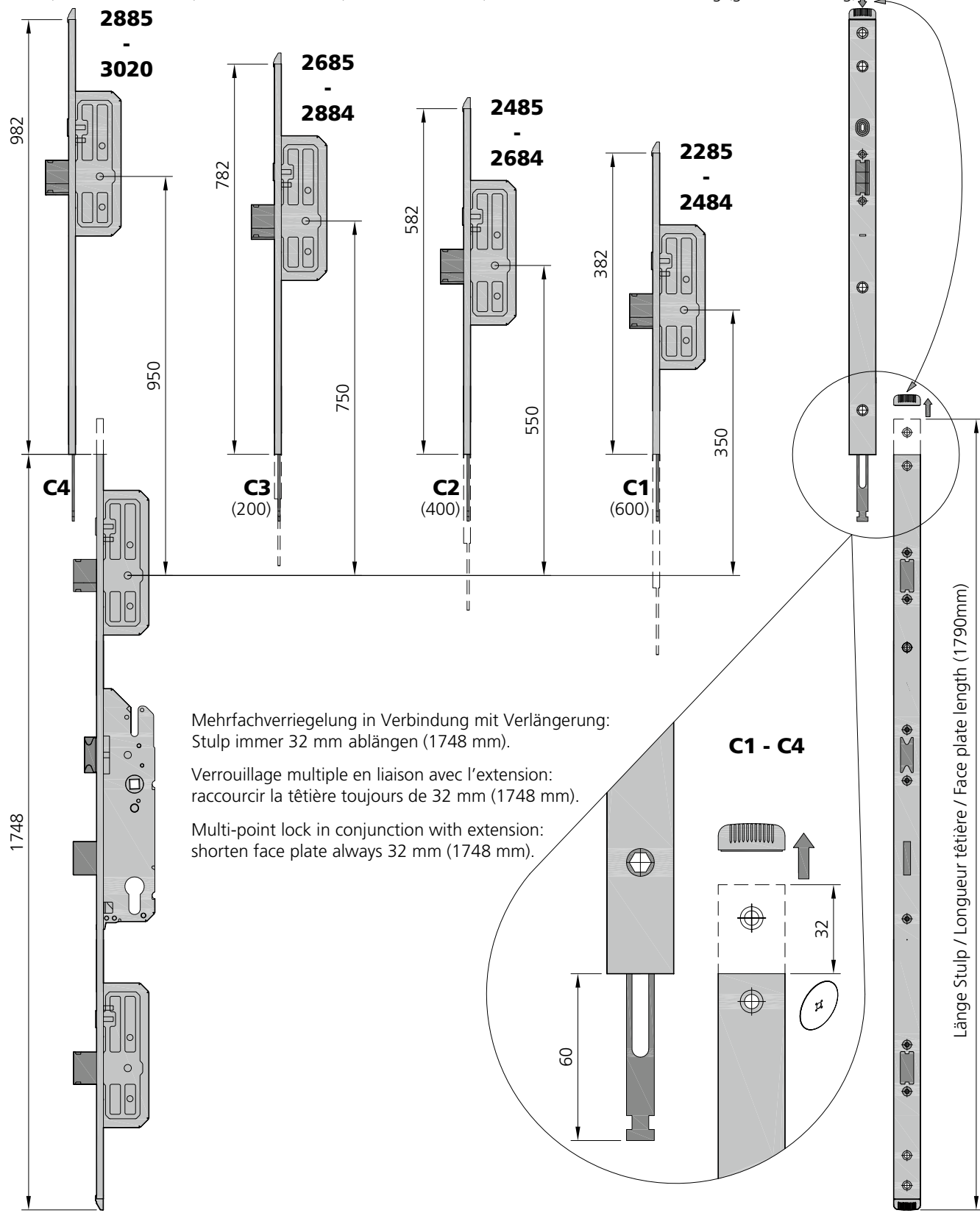
Achtung: Verbindungsteil 60 mm überstehend (Kerben vorhanden)

Raccourcir la tête et la pièce de liaison d'extension (C1– C3).

Attention: pièce le liaison 60 mm saillant (entailles existantes)


Shorten face plate and connection piece (C1– C3) at the extension.

Attention: connection piece 60 mm protruding (grooves existing)



Verarbeitung Beschläge Tür
Mise en œuvre quincaillerie portes
Assembly door fittings

VUT 03/19



Militärhistorisches Museum der Bundeswehr, DE-Dresden



Verarbeitung Beschläge Tür
Mise en œuvre quincaillerie portes
Assembly door fittings

VUT 03/19

Schlosseinbau

1-flügelig, RZ
Flügelhöhe 1935 - 2134 mm

Montage serrure

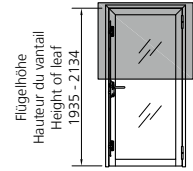
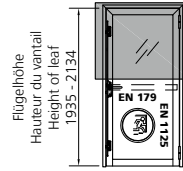
1 vantail, CR
Hauteur du vantail 1935 - 2134 mm

Lock installation

1 leaf, RC
Leaf height 1935 - 2134 mm



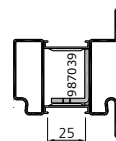
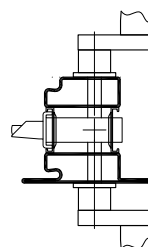
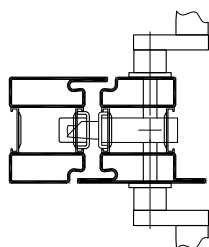
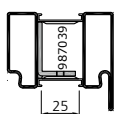
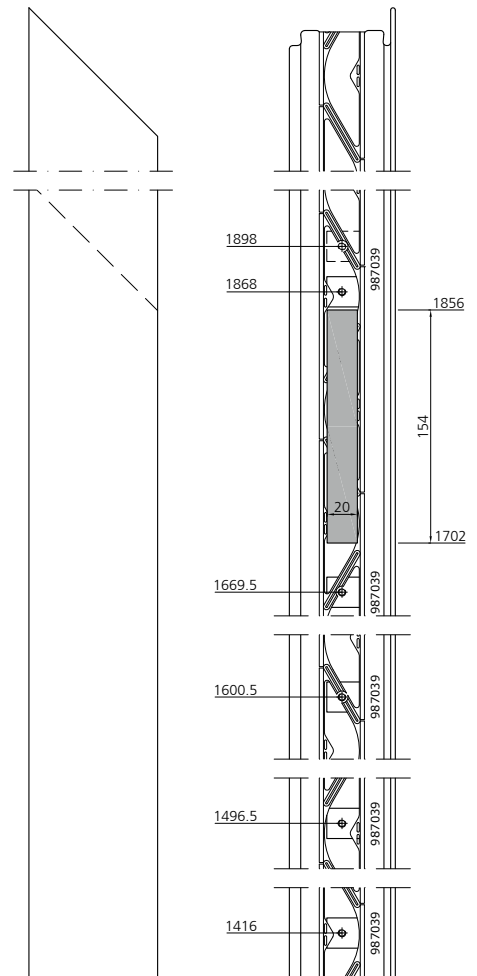
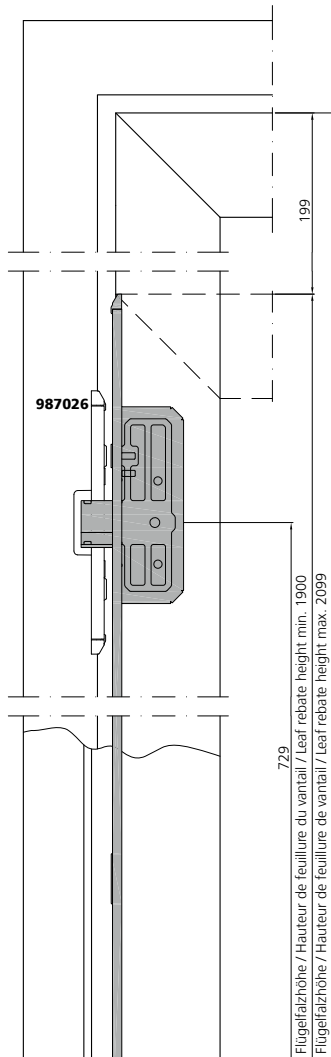
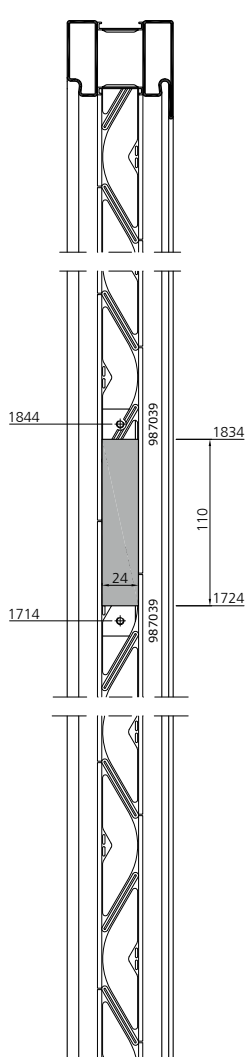
[un_ep_0370](#)



R 986478 (B)
L 986479 (B)
986467 (E)

986461

Verarbeitung Beschläge Tür
Mise en œuvre quincaillerie portes
Assembly door fittings



Schlosseinbau

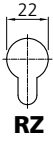
1-flügelig, RZ
Flügelhöhe 1935 - 2134 mm

Montage serrure

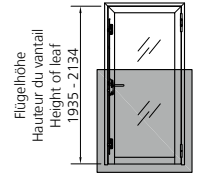
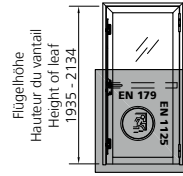
1 vantail, CR
Hauteur du vantail 1935 - 2134 mm

Lock installation

1 leaf, RC
Leaf height 1935 - 2134 mm

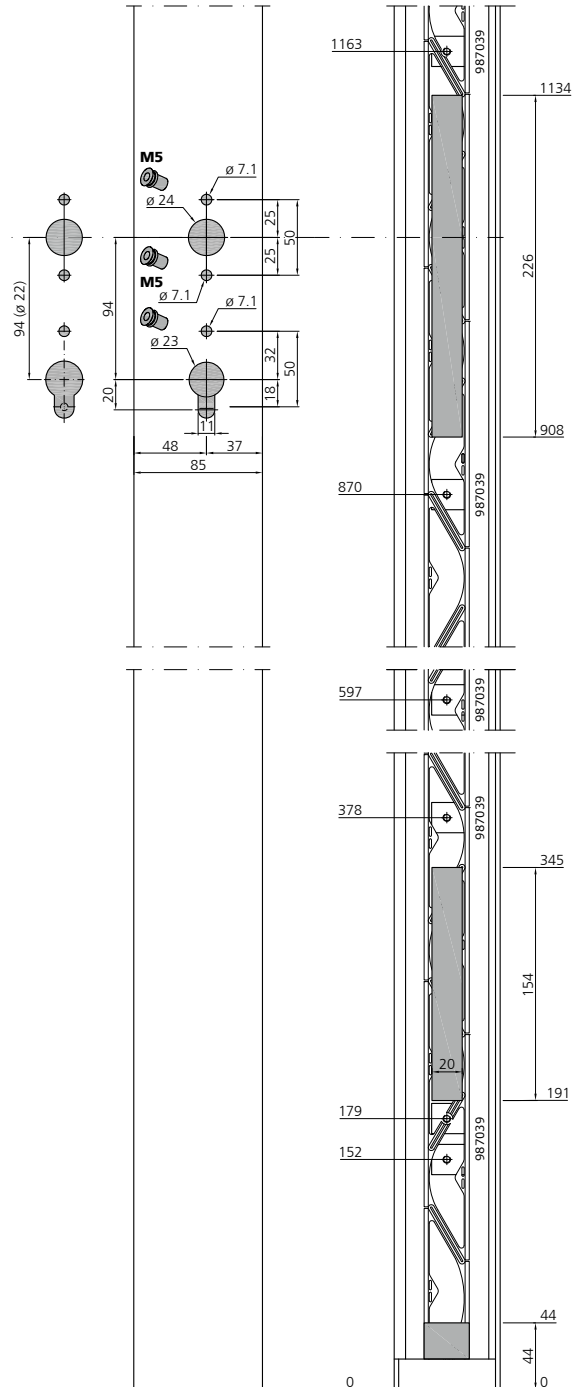
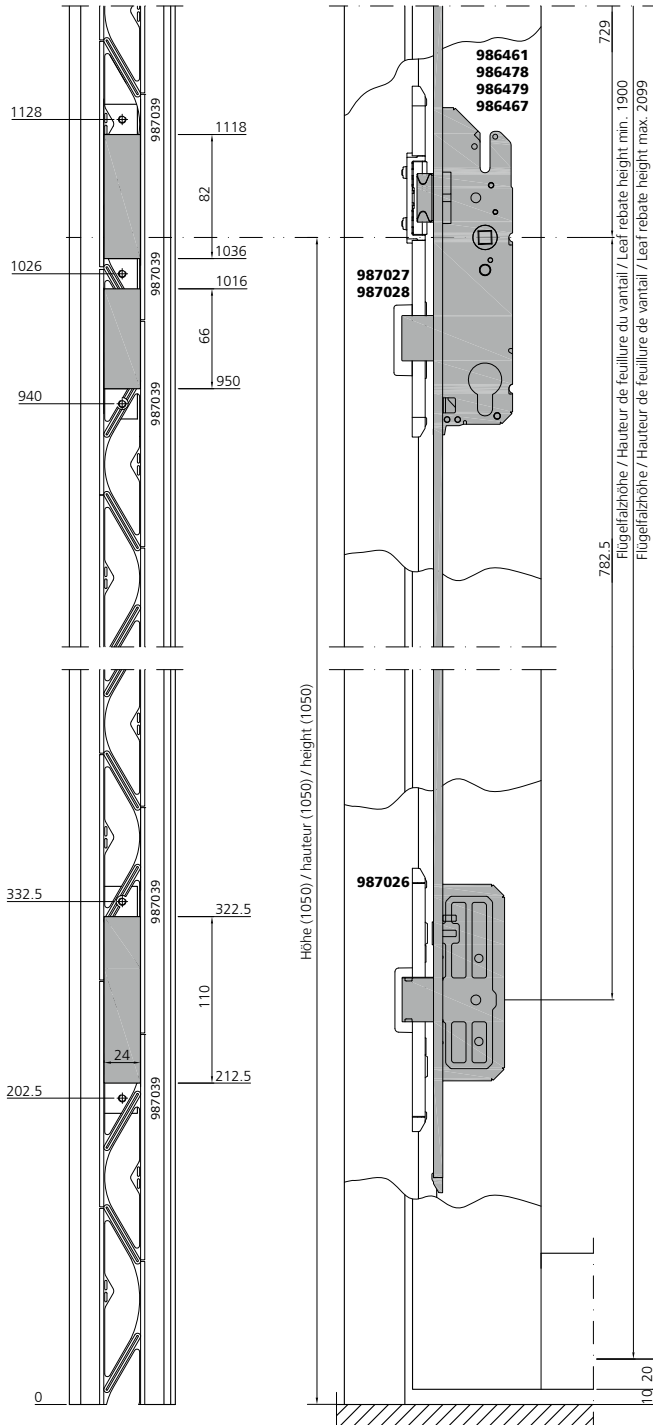


[un ep 0370](#)



R 986478 (B)
L 986479 (B)
986467 (E)

986461



Verarbeitung Beschläge Tür
Mise en œuvre quincaillerie portes
Assembly door fittings

Schlosseinbau

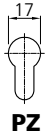
1-flügelig, PZ
Flügelhöhe 2135 - 2335 mm

Montage serrure

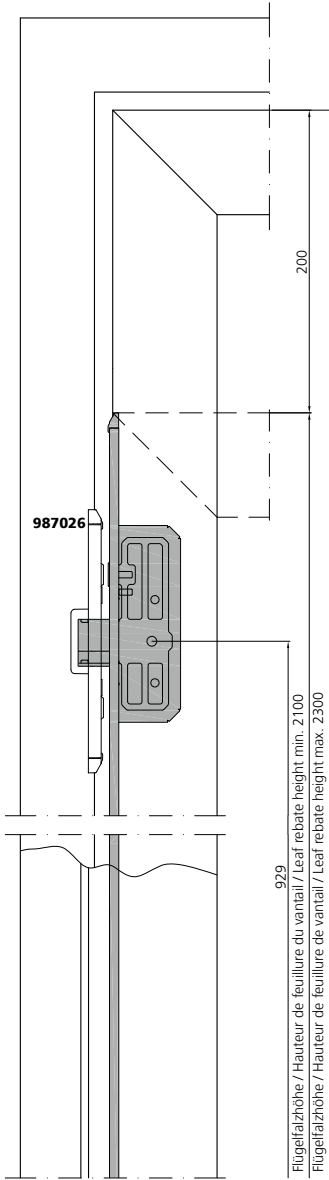
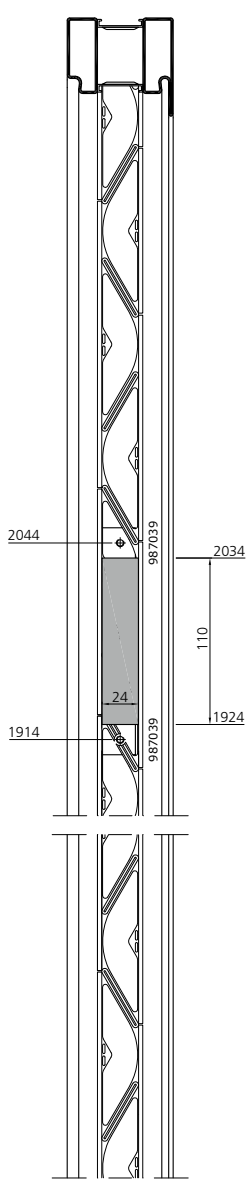
1 vantail, CP
Hauteur du vantail 2135 - 2335 mm

Lock installation

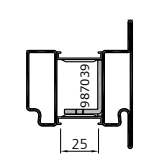
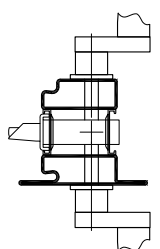
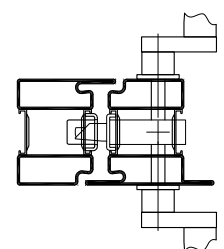
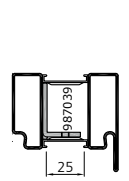
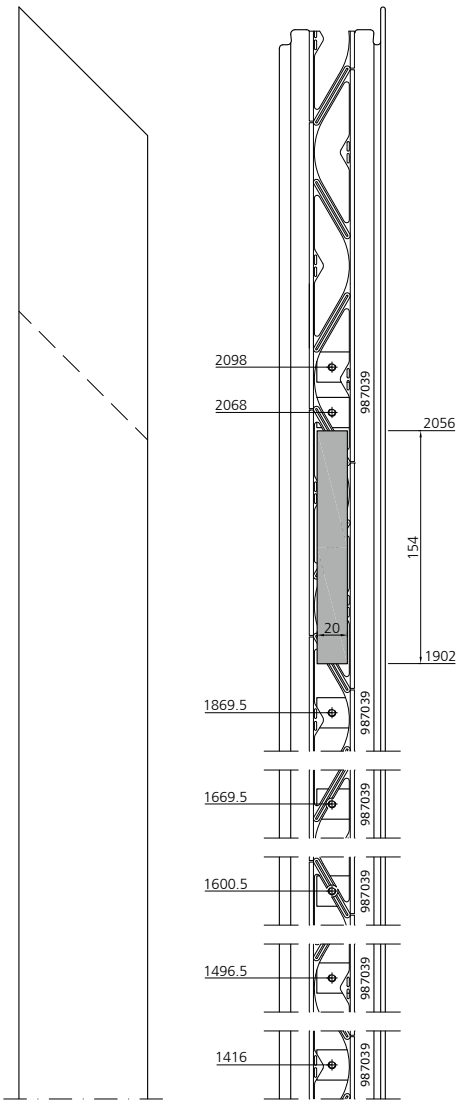
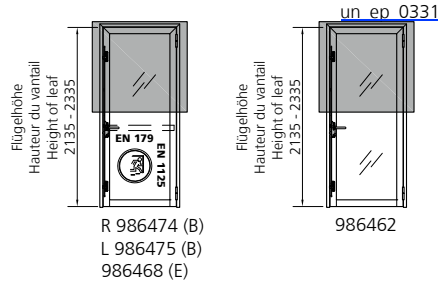
1 leaf, PC
Leaf height 2135 - 2335 mm



Verarbeitung Beschläge Tür
Mise en œuvre quincaillerie portes
Assembly door fittings



Flügelalzhöhe / Hauteur de feuillure du vantail / Leaf rebate height min. 2100
Flügelalzhöhe / Hauteur de feuillure de vantail / Leaf rebate height max. 2300



Schlosseinbau

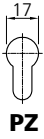
1-flügelig, PZ
Flügelhöhe 2135 - 2335 mm

Montage serrure

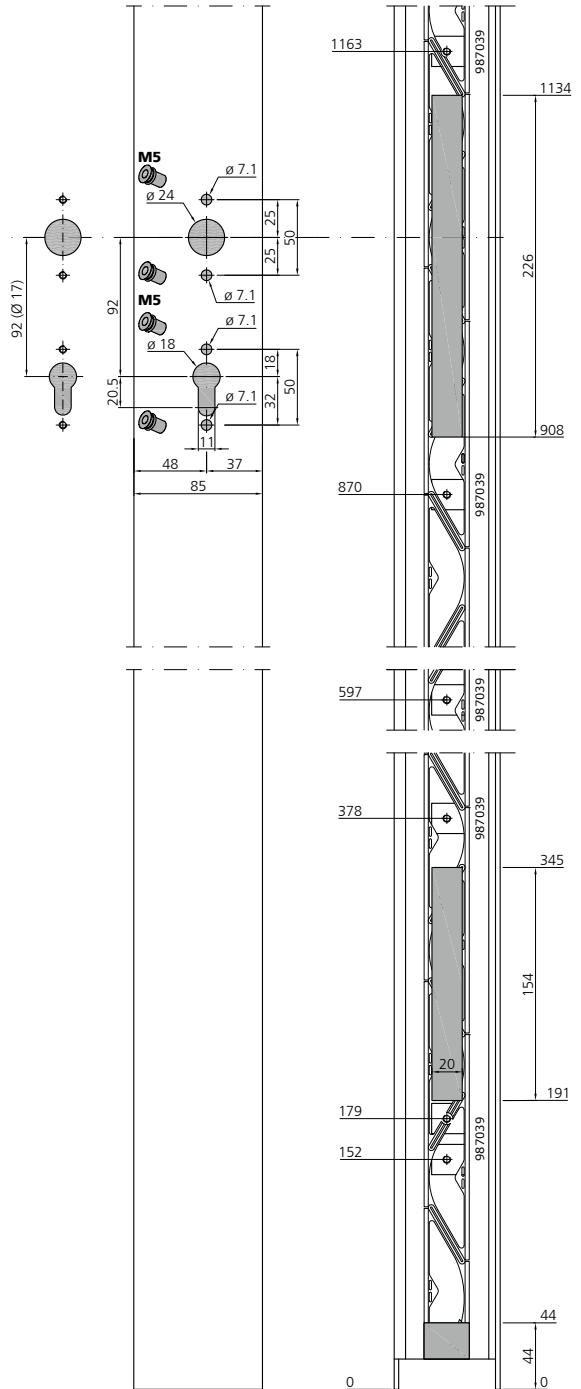
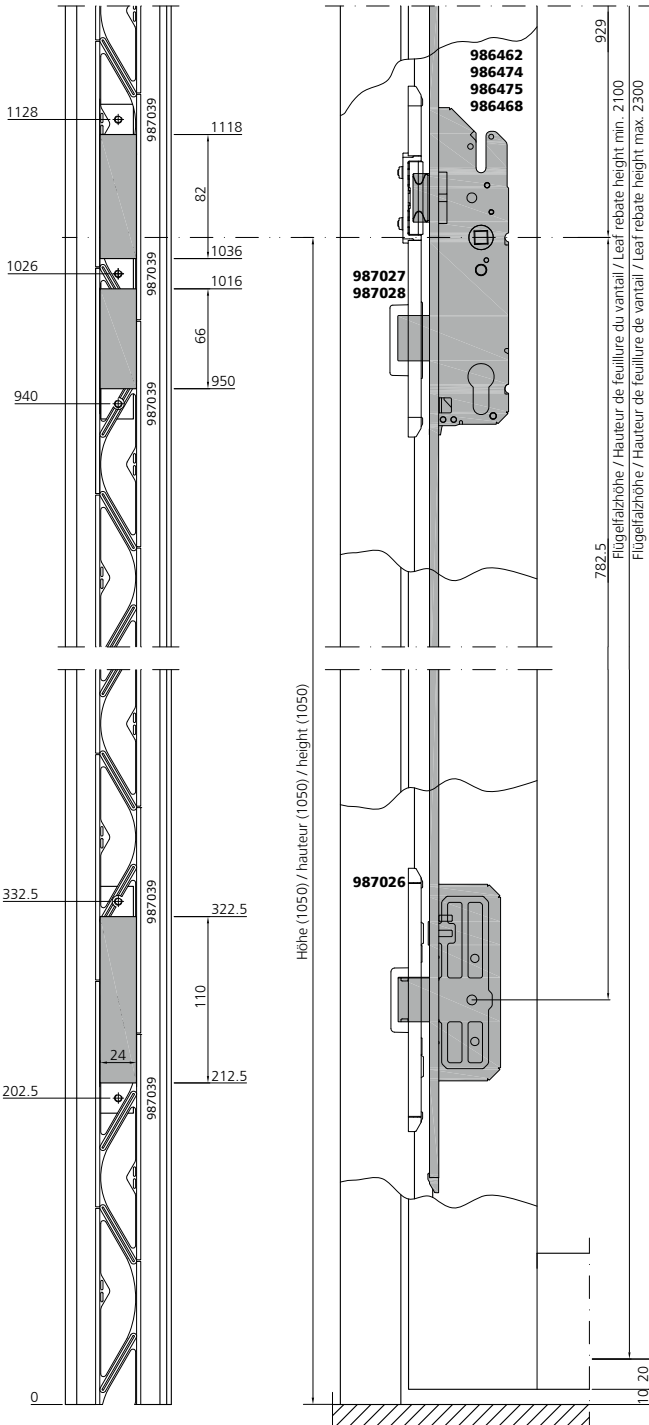
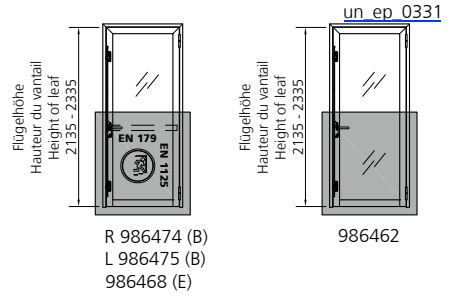
1 vantail, CP
Hauteur du vantail 2135 - 2335 mm

Lock installation

1 leaf, PC
Leaf height 2135 - 2335 mm



PZ



Verarbeitung Beschläge Tür
Mise en œuvre quincaillerie portes
Assembly door fittings

Schlosseinbau

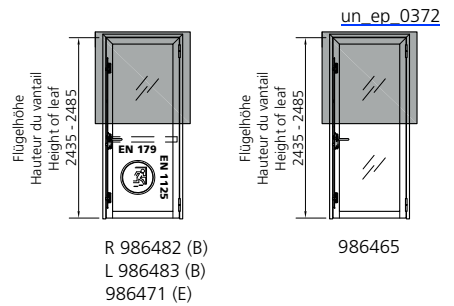
1-flügelig, RZ
Flügelhöhe 2435 - 2485 mm

Montage serrure

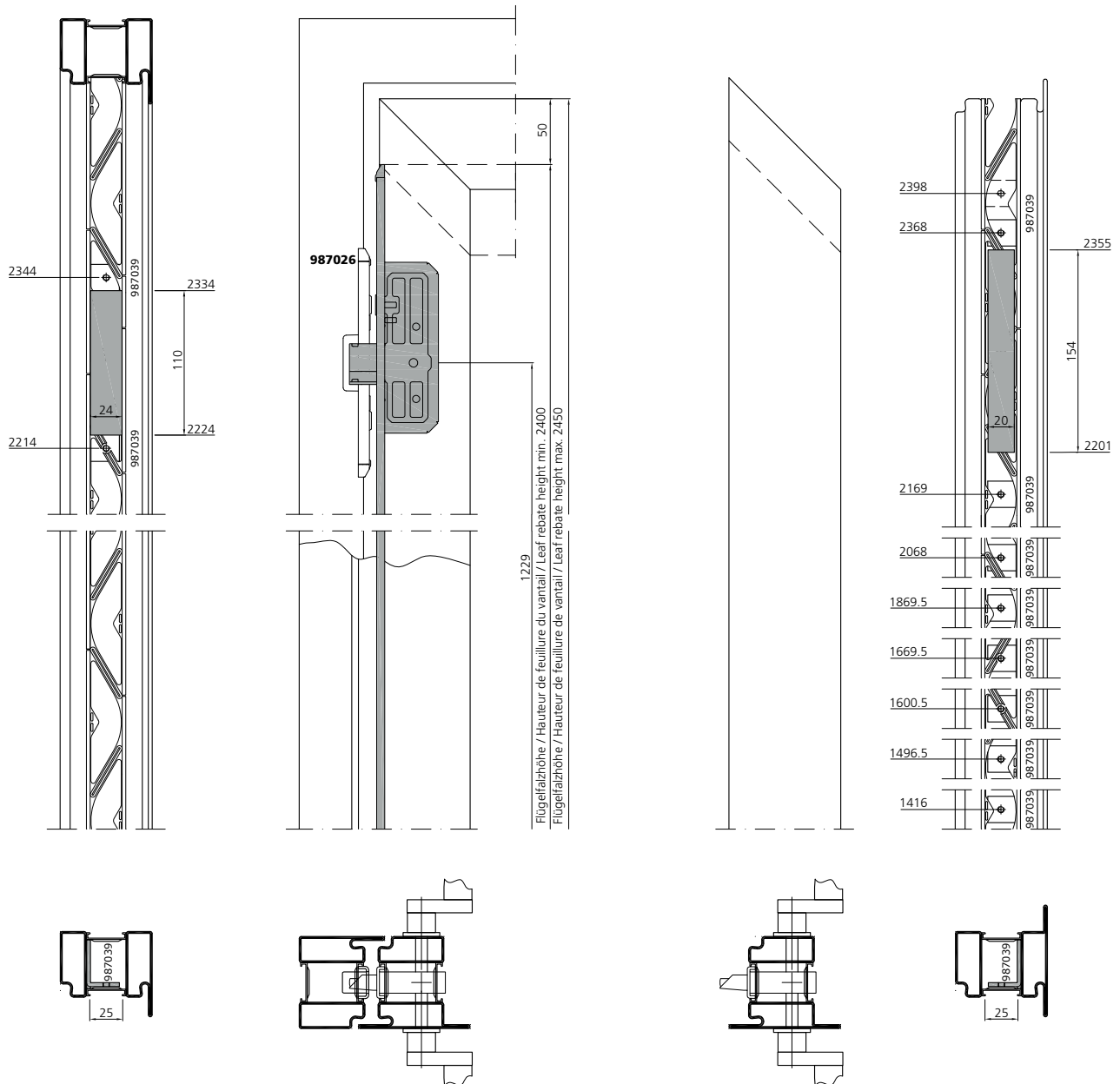
1 vantail, CR
Hauteur du vantail 2435 - 2485 mm

Lock installation

1 leaf, RC
Leaf height 2435 - 2485 mm



Verarbeitung Beschläge Tür
Mise en œuvre quincaillerie portes
Assembly door fittings



Schlosseinbau

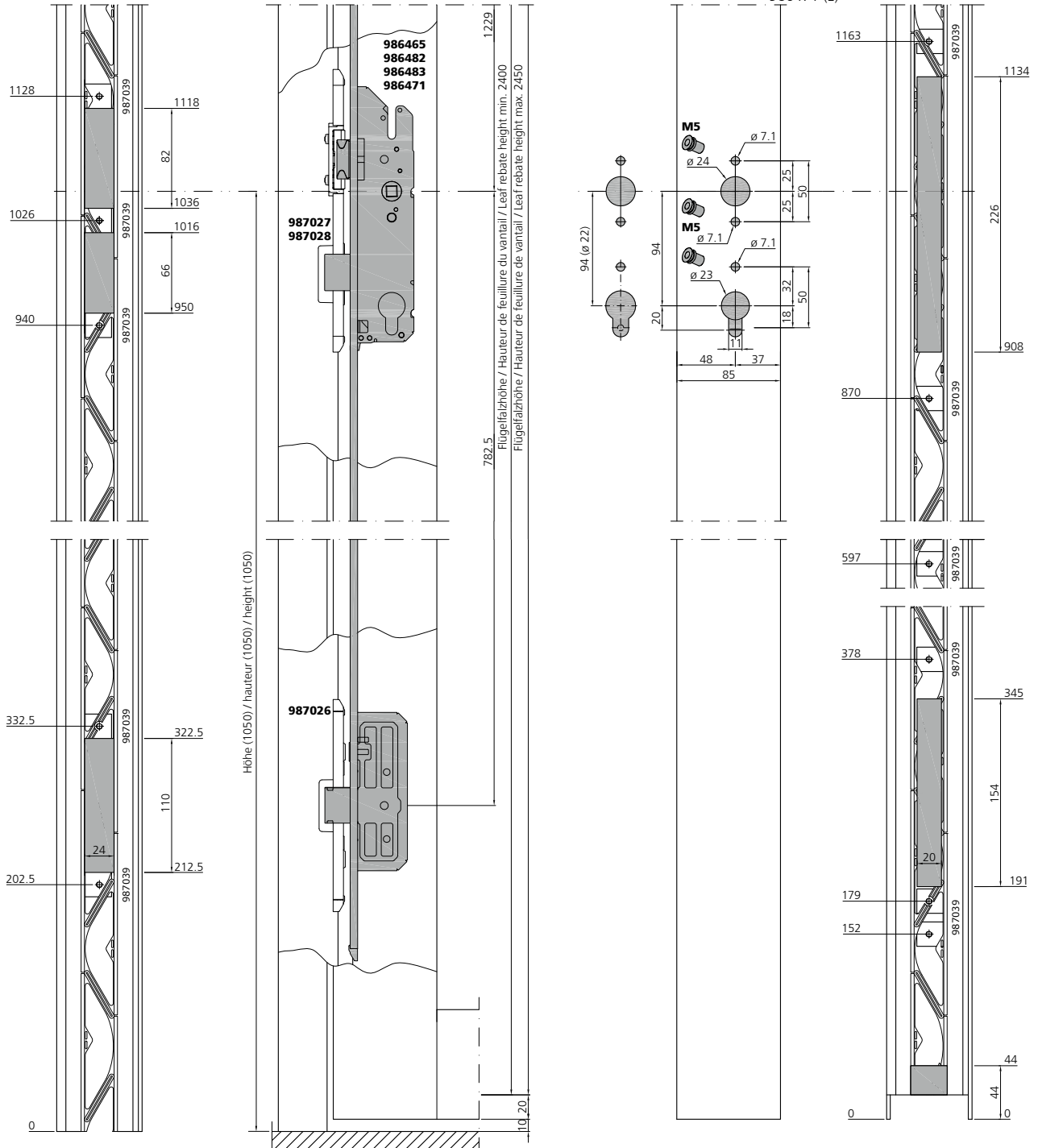
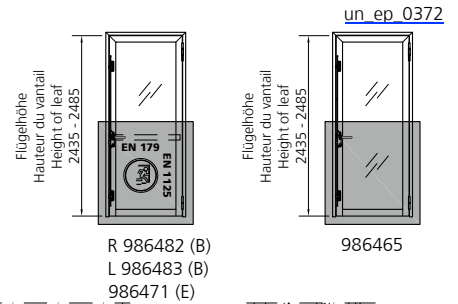
1-flügelig, RZ
Flügelhöhe 2435 - 2485 mm

Montage serrure

1 vantail, CR
Hauteur du vantail 2435 - 2485 mm

Lock installation

1 leaf, RC
Leaf height 2435 - 2485 mm



Verarbeitung Beschläge Tür
Mise en œuvre quincaillerie portes
Assembly door fittings

Schlosseinbau

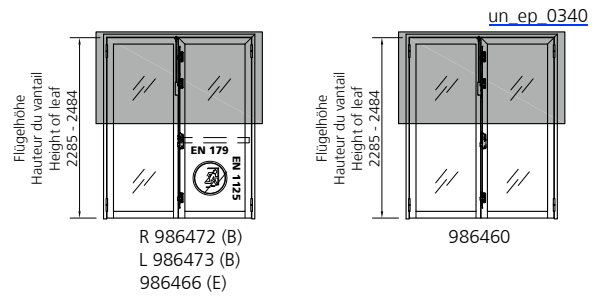
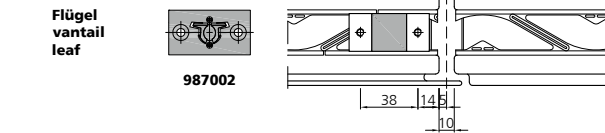
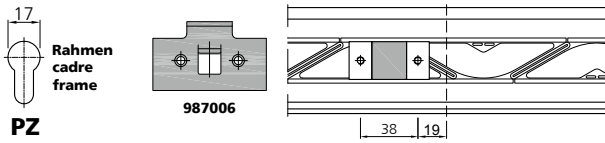
2-flügelig, PZ
Flügelhöhe 2285 - 2484 mm

Montage serrure

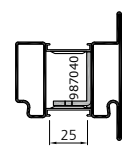
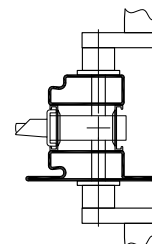
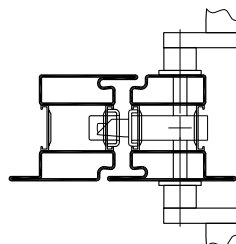
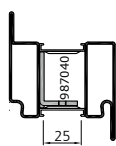
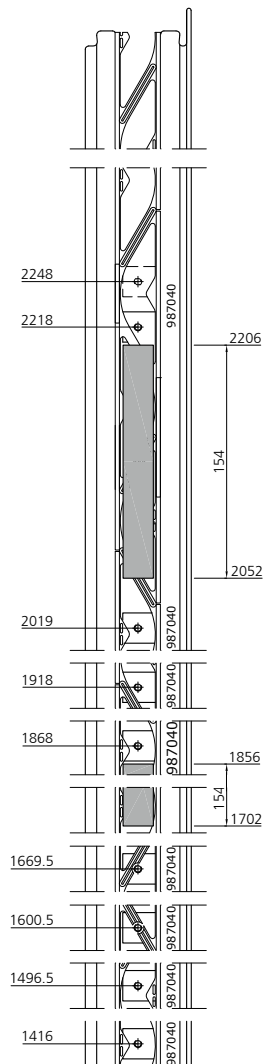

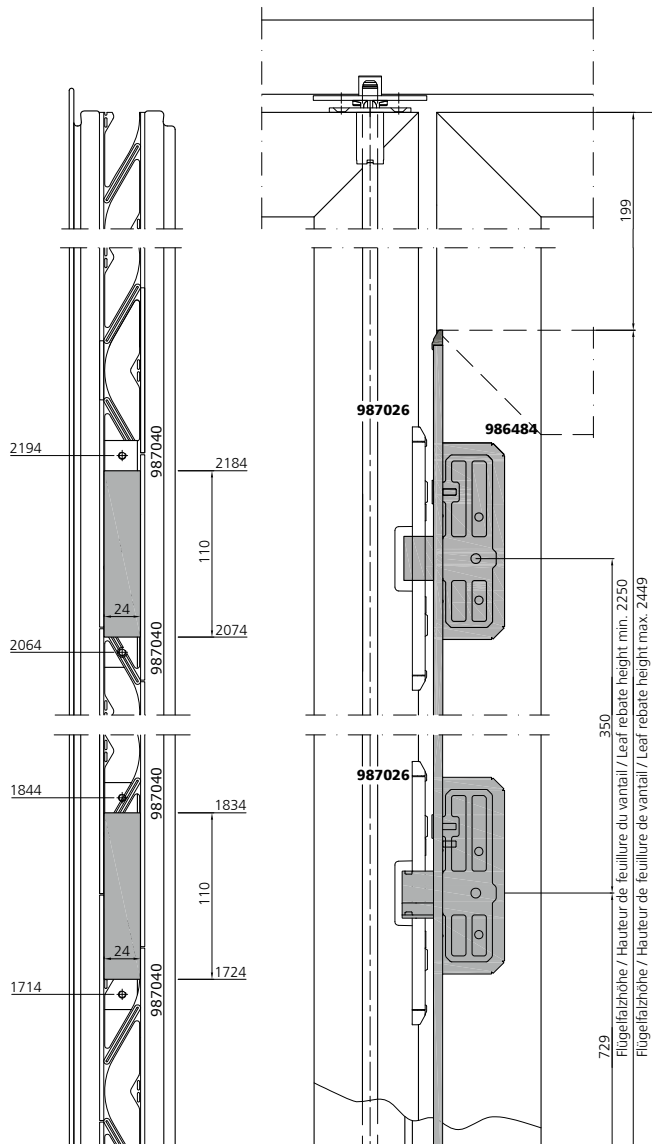
2 vantaux, CP
Hauteur du vantail 2285 - 2484 mm

Lock installation

2 leaf, PC
Leaf height 2285 - 2484 mm



Verarbeitung Beschläge Tür
 Mise en œuvre quincaillerie portes
 Assembly door fittings



Schlosseinbau

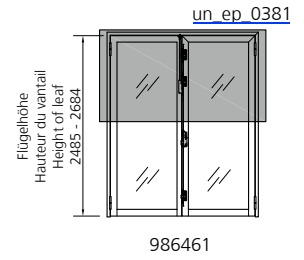
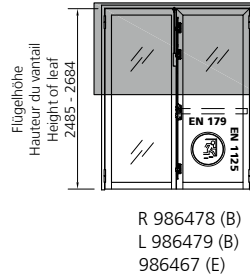
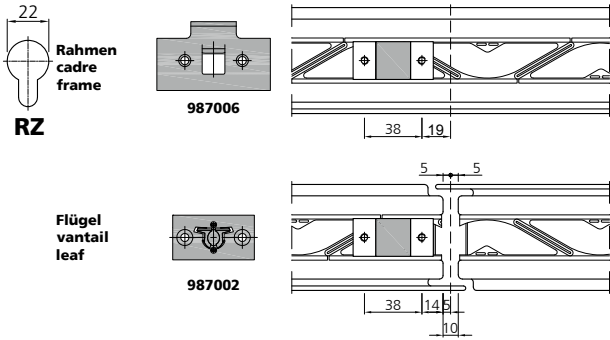
2-flügelig, RZ
Flügelhöhe 2485 - 2684 mm

Montage serrure

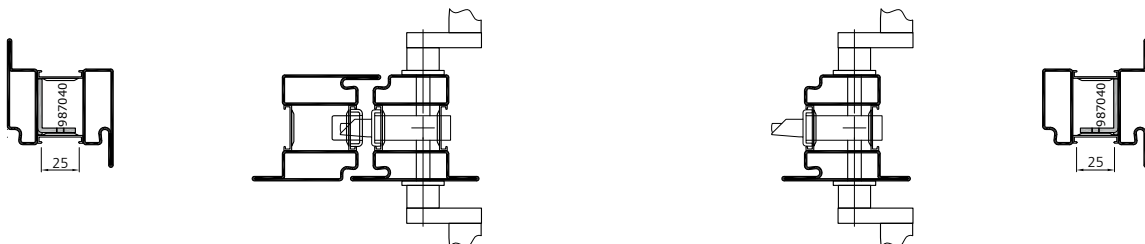
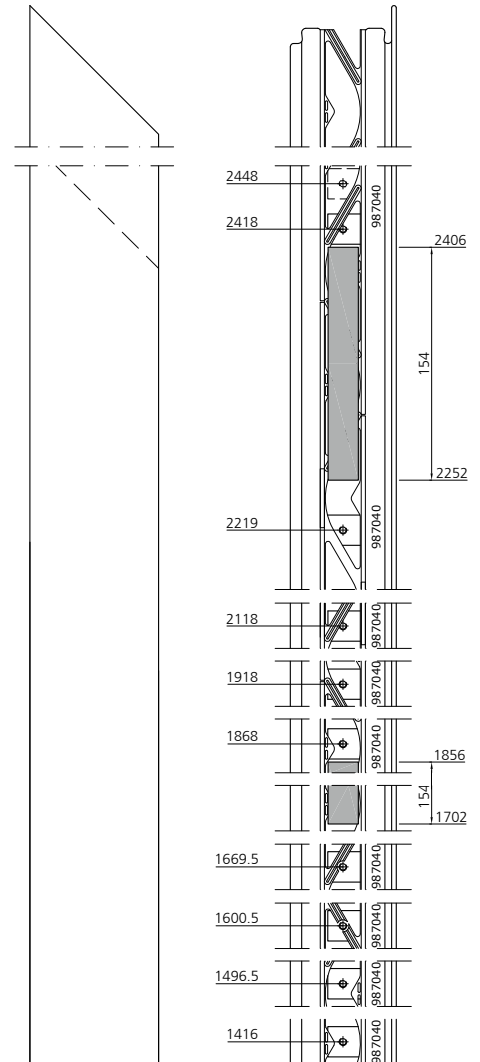
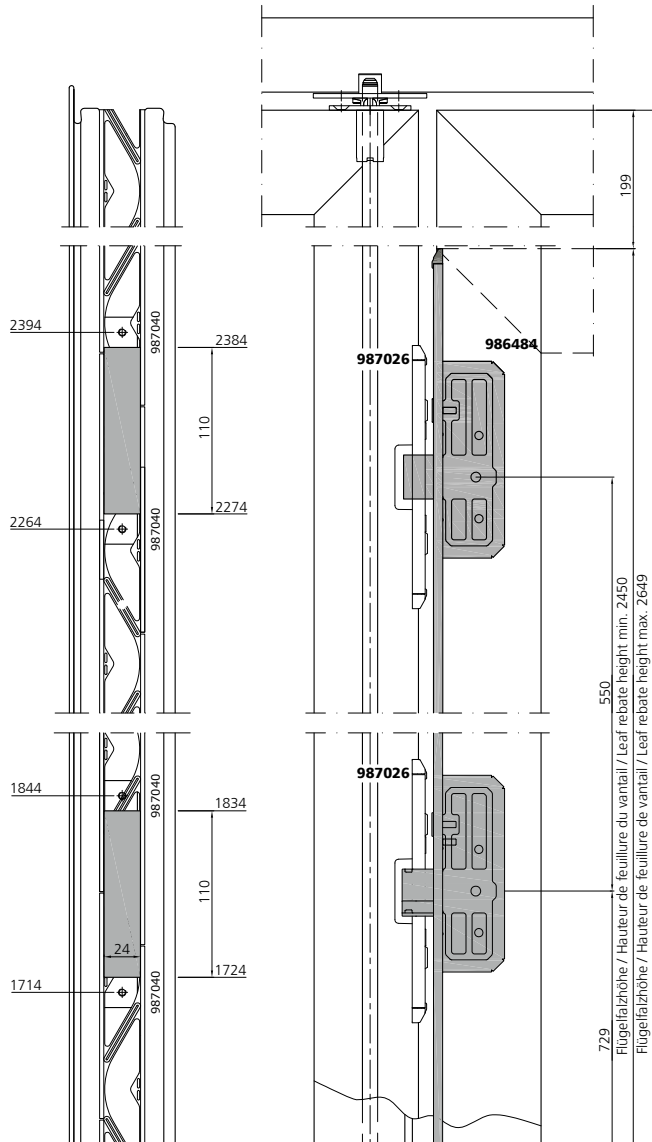
2 vantaux, CR
Hauteur du vantail 2485 - 2684 mm

Lock installation

2 leaf, RC
Leaf height 2485 - 2684 mm



Verarbeitung Beschläge Tür
Mise en œuvre quincaillerie portes
Assembly door fittings



Schlosseinbau

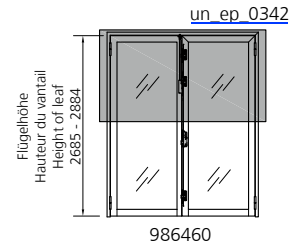
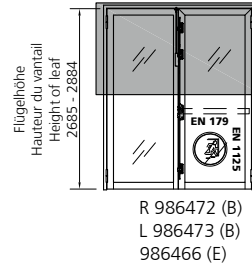
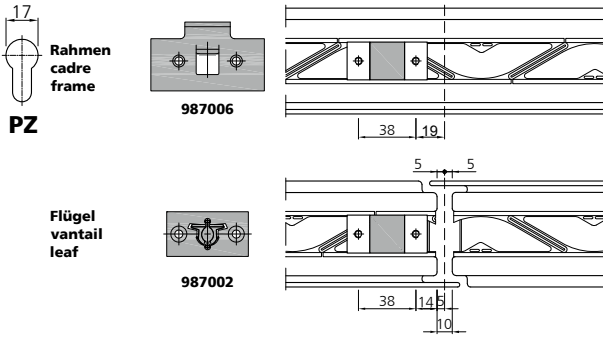
2-flügelig, PZ
Flügelhöhe 2685 - 2884 mm

Montage serrure

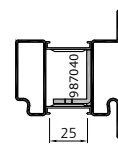
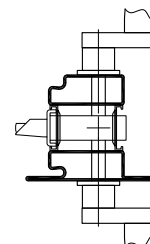
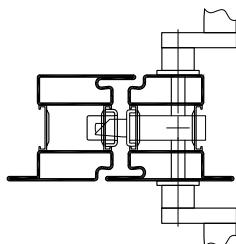
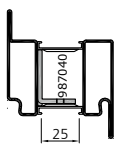
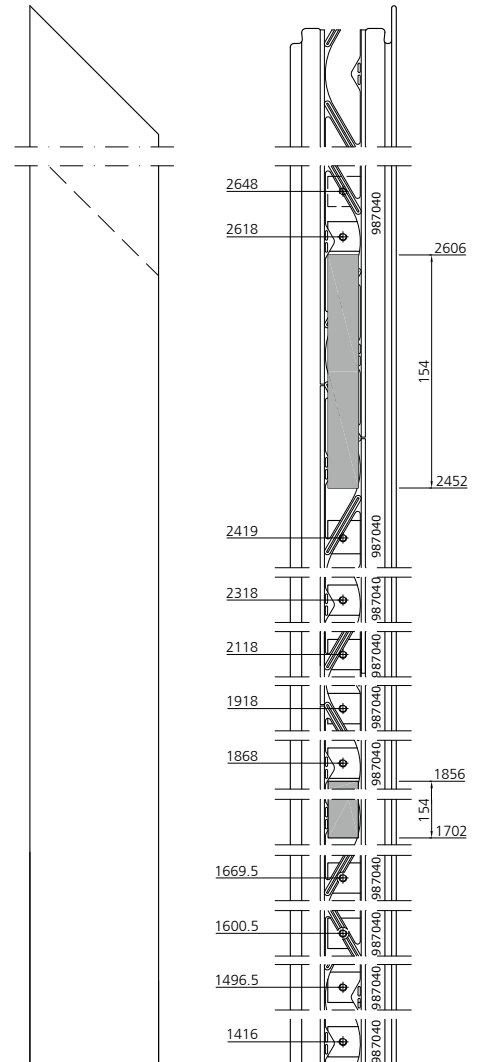
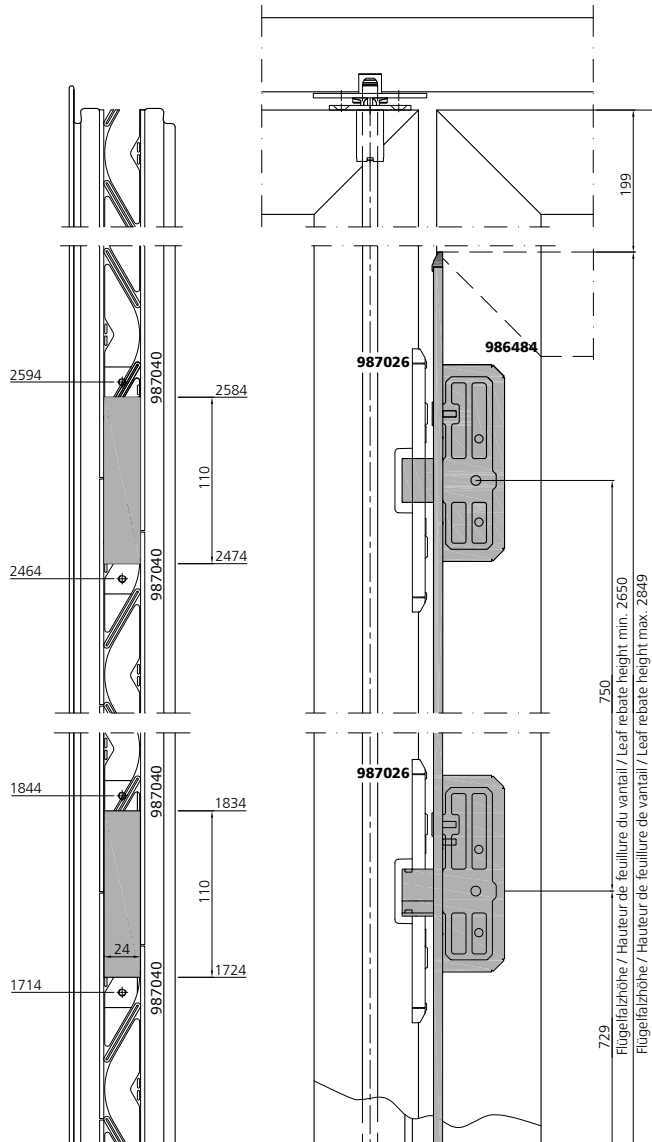
2 vantaux, CP
Hauteur du vantail 2685 - 2884 mm

Lock installation

2 leaf, PC
Leaf height 2685 - 2884 mm



Verarbeitung Beschläge Tür
Mise en œuvre quincaillerie portes
Assembly door fittings



Schlosseinbau

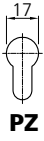
2-flügelig, PZ
Flügelhöhe 2685 - 2884 mm

Montage serrure

2 vantaux, CP
Hauteur du vantail 2685 - 2884 mm

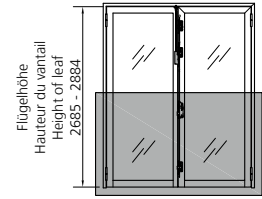
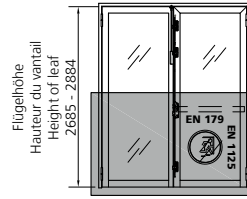
Lock installation

2 leaf, PC
Leaf height 2685 - 2884 mm



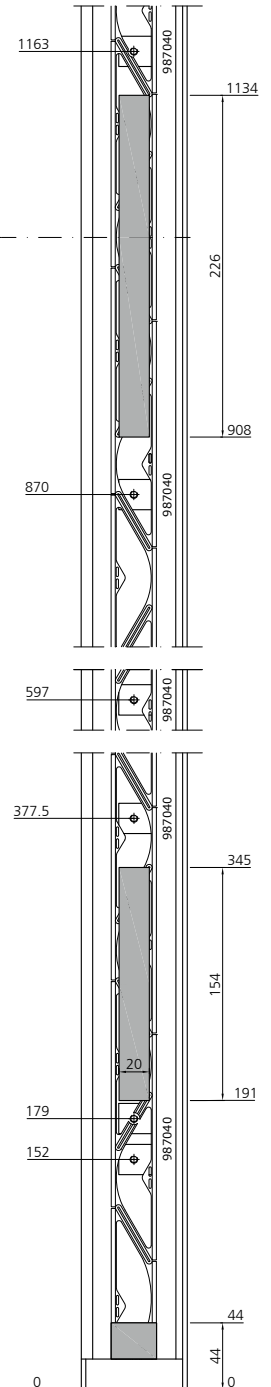
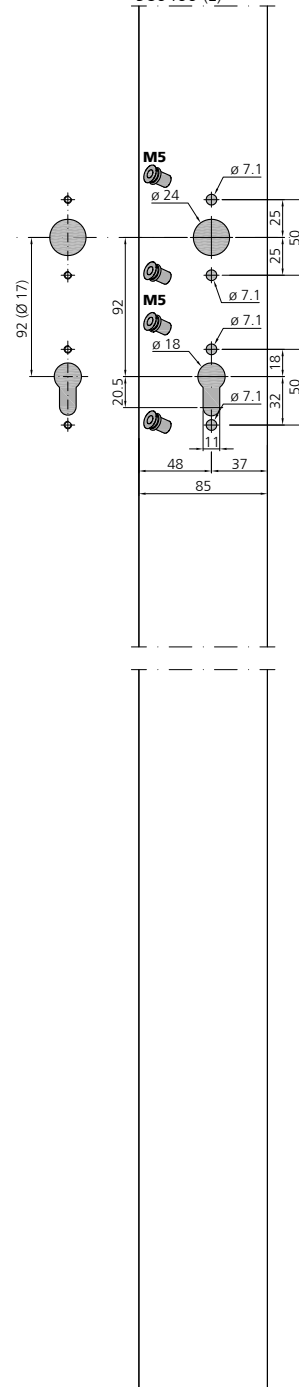
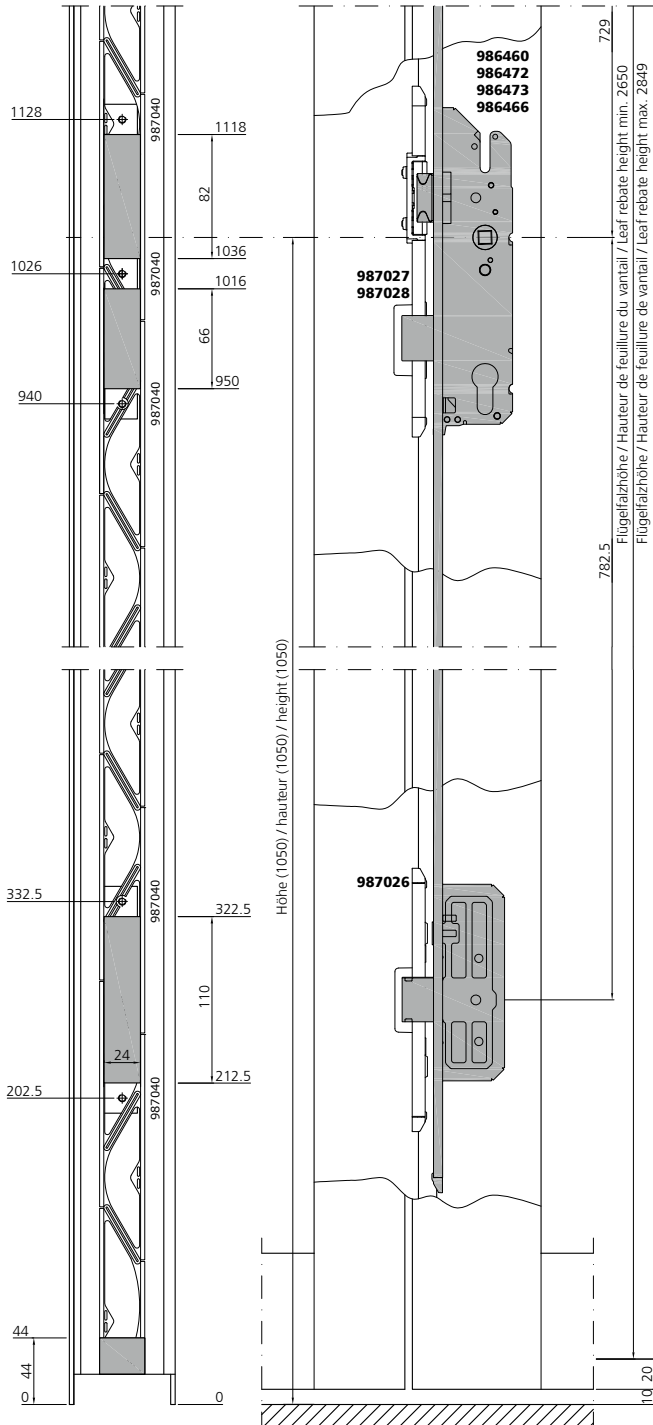
PZ

[un_ep_0342](#)



R 986472 (B)
L 986473 (B)
986466 (E)

986460



Verarbeitung Beschläge Tür
Mise en œuvre quincaillerie portes
Assembly door fittings

Schlosseinbau

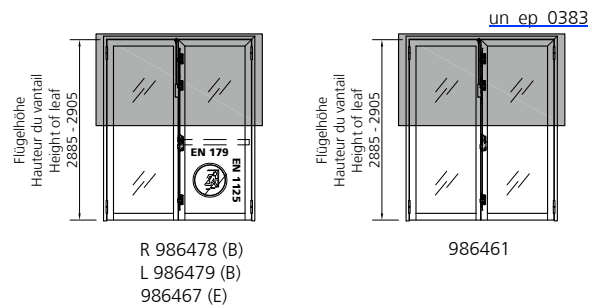
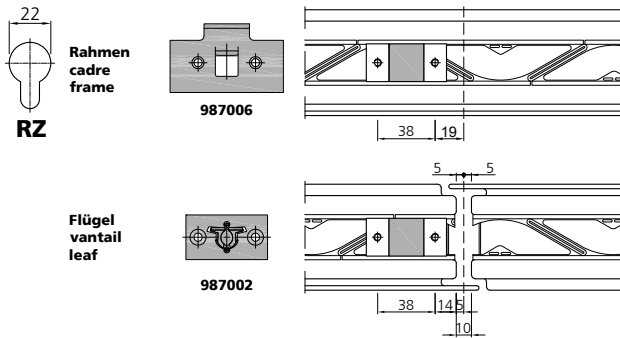
2-flügelig, RZ
Flügelhöhe 2885 - 2905 mm

Montage serrure

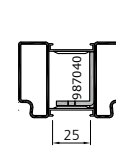
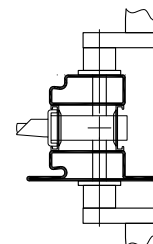
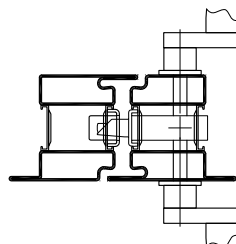
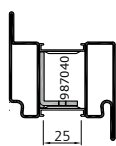
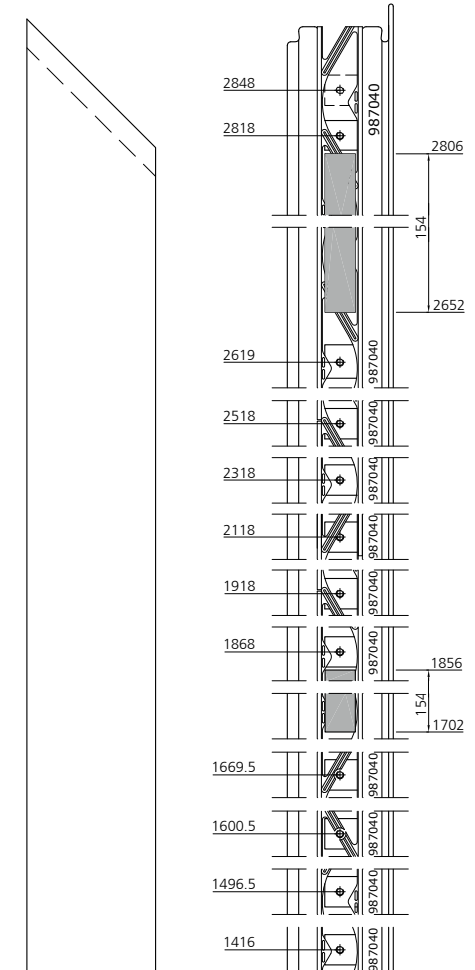
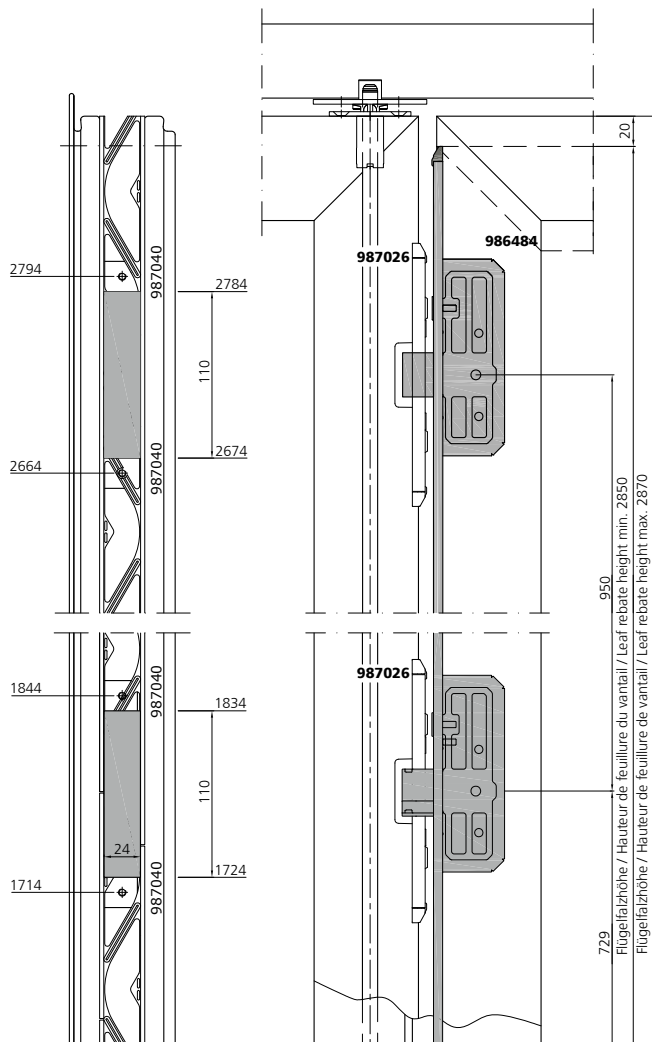
2 vantaux, CR
Hauteur du vantail 2885 - 2905 mm

Lock installation

2 leaf, RC
Leaf height 2885 - 2905 mm



Verarbeitung Beschläge Tür
Mise en œuvre quincaillerie portes
Assembly door fittings



Schlosseinbau

2-flügelig
Flügelhöhe 1935 - 2905 mm

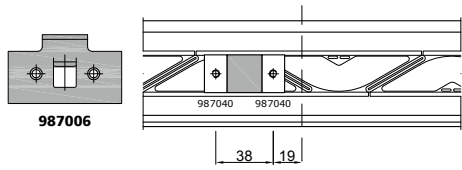
Montage serrure

2 vantaux
Hauteur du vantail 1935 - 2905 mm

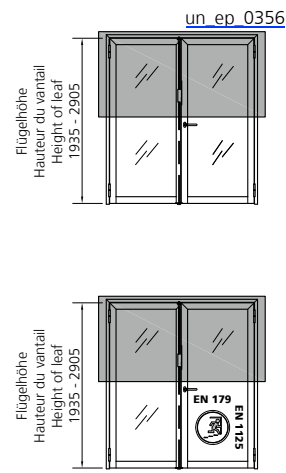
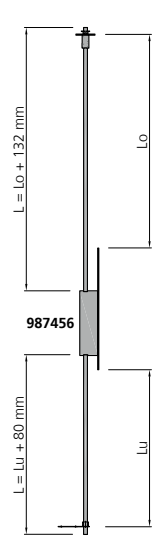
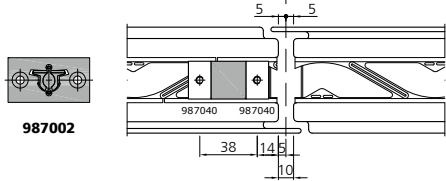
Lock installation

2 leaf
Leaf height 1935 - 2905 mm

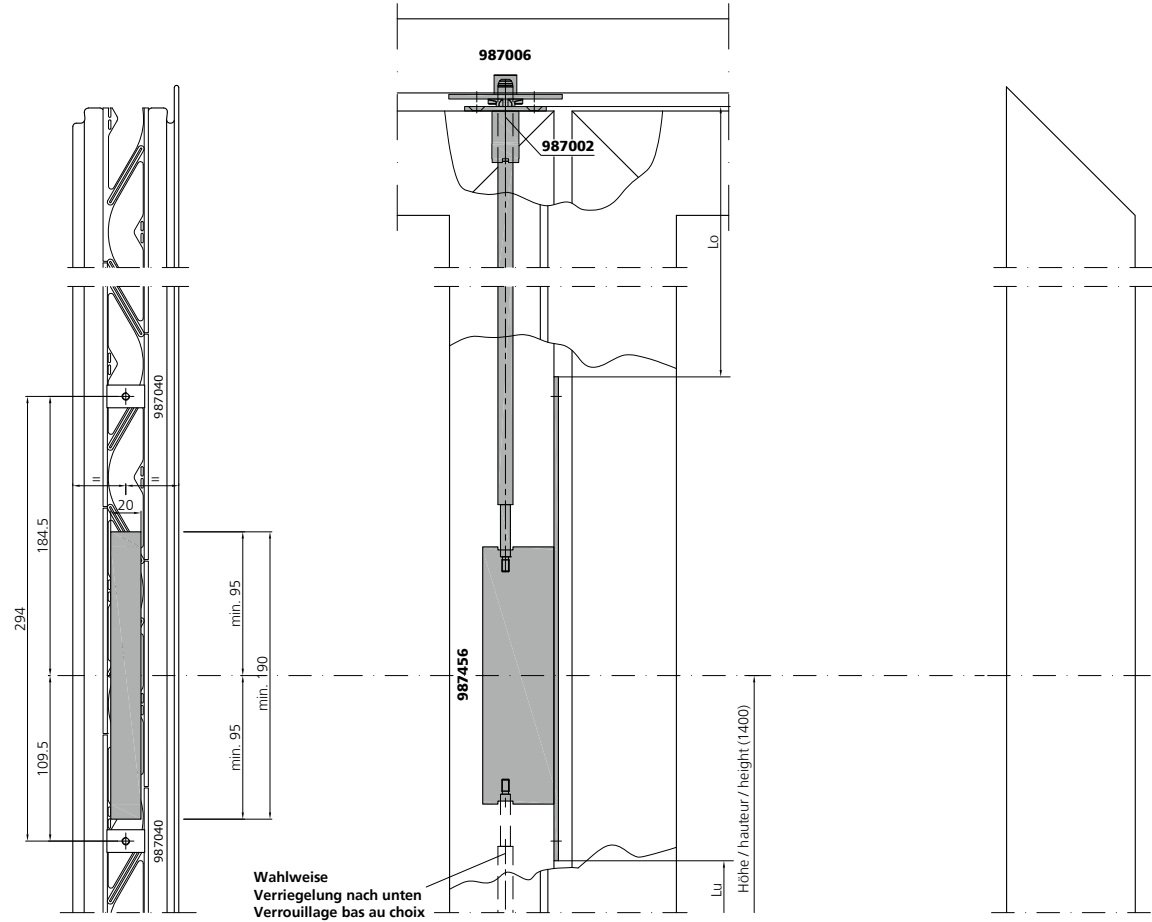
Rahmen / cadre / frame



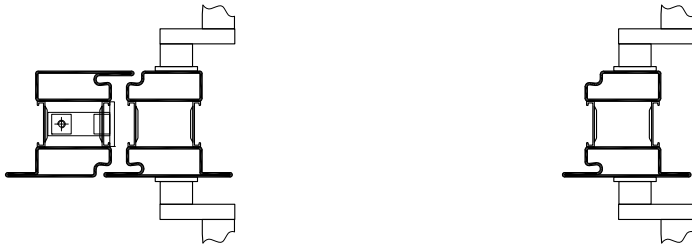
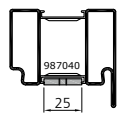
Flügel / vantail / leaf



Verarbeitung Beschläge Tür
 Mise en œuvre quincaillerie portes
 Assembly door fittings



Wahlweise
Verriegelung nach unten
Verrouillage bas au choix
Locking bottom if required



Schlosseinbau

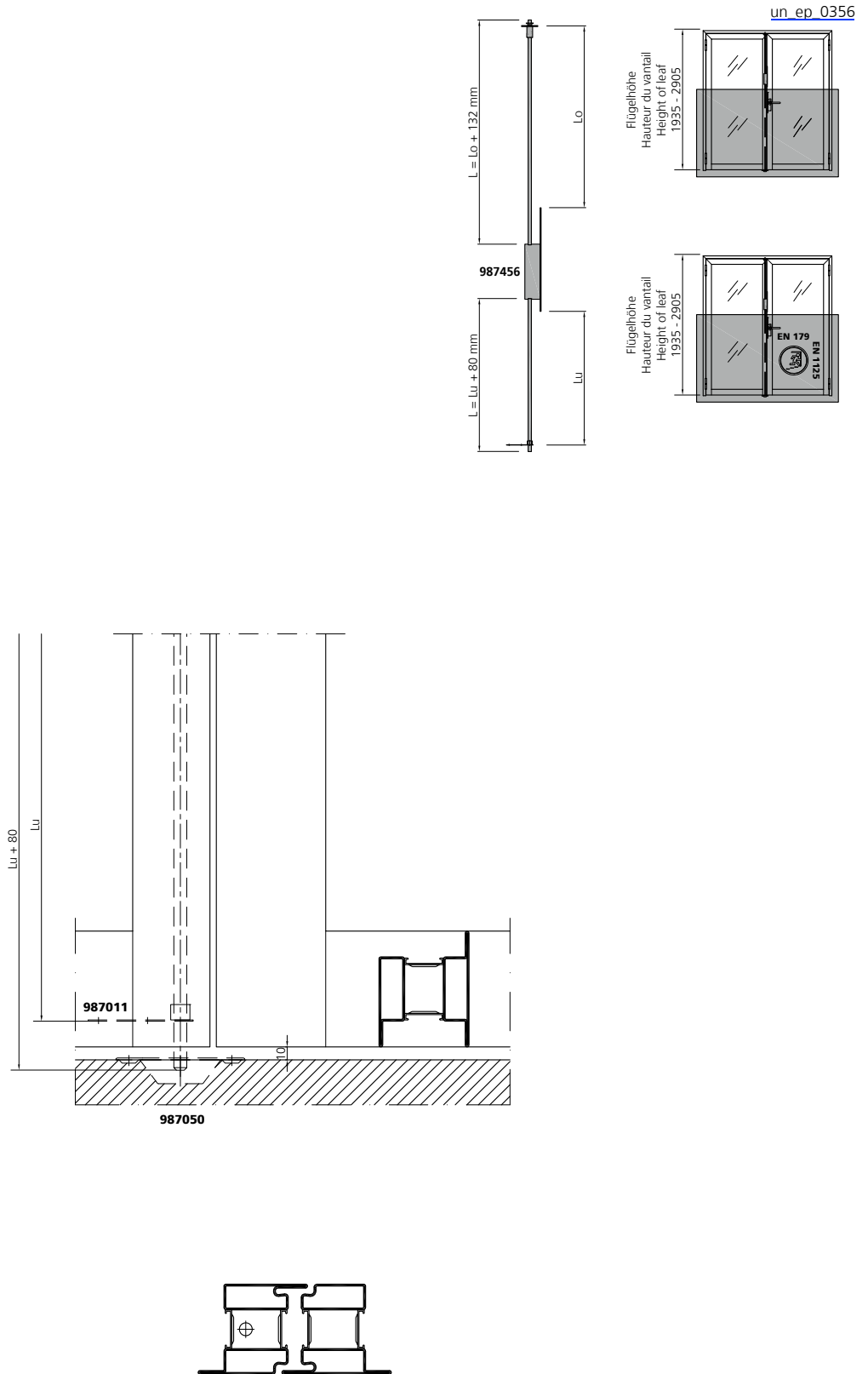
2-flügelig
Flügelhöhe 1935 - 2905 mm

Montage serrure

2 vantaux
Hauteur du vantail 1935 - 2905 mm

Lock installation

2 leaf
Leaf height 1935 - 2905 mm



Verarbeitung Beschläge Tür
Mise en œuvre quincaillerie portes
Assembly door fittings

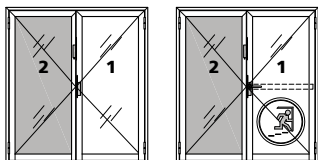
**Zuschnitt für
Standflügelverriegelung**

**Débit pour verrouillage de
vantail semi-fixe**

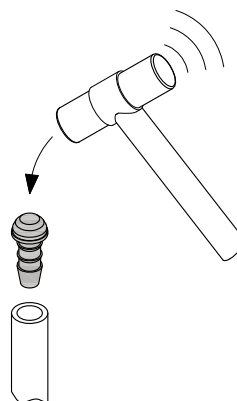
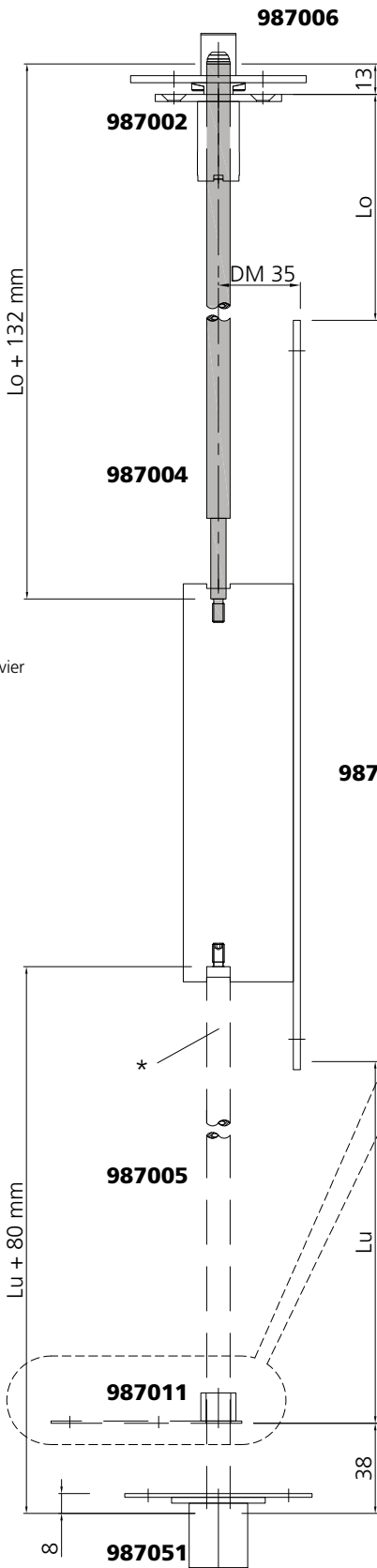
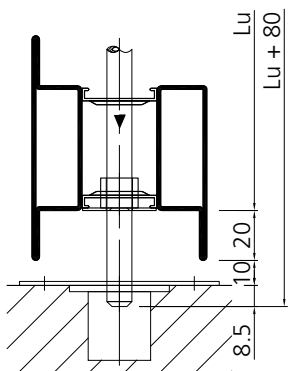
**Cutting for
passive leaf locks**

Verarbeitung Beschläge Tür
 Mise en œuvre quincaillerie portes
 Assembly door fittings

Selbstverriegelndes Falztreibriegelschloss
 Crémone à verrouillage automatique à commande à levier
 Self-locking drive bolt lock



- * Verriegelung nach unten wahlweise
- * verouillage bas au choix
- * locking bottom at choice

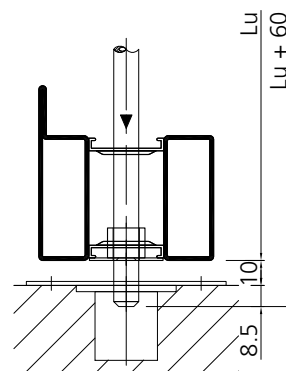
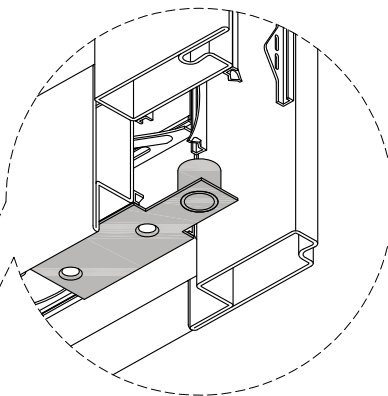


Einschlagen des Gleitstopfens nur im "nichtmontierten" Zustand
 Gewinde am Stangenende nicht beschädigen!

Pose de l'arrêt anti-friction "non monté"
 Ne pas abîmer le filetage sur l'extrémité de la tige!

drive in sliding stopper only in unscrewed status
 do not damage the thread at the end of the bolt!

987456

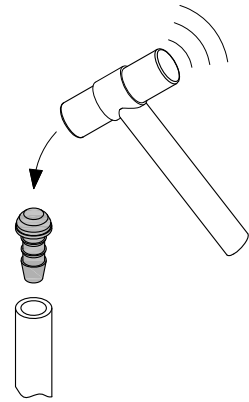
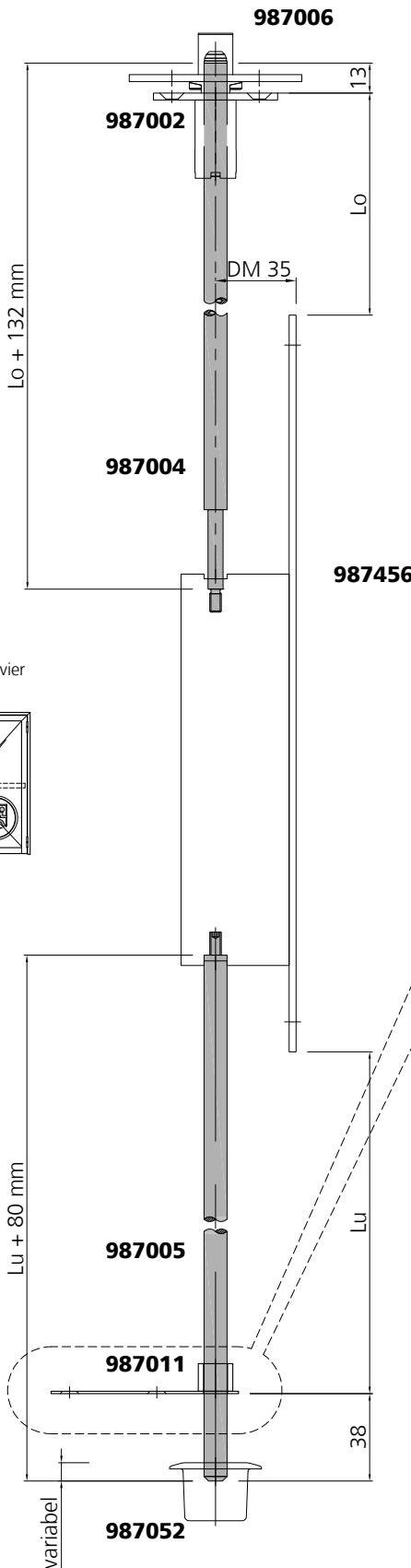
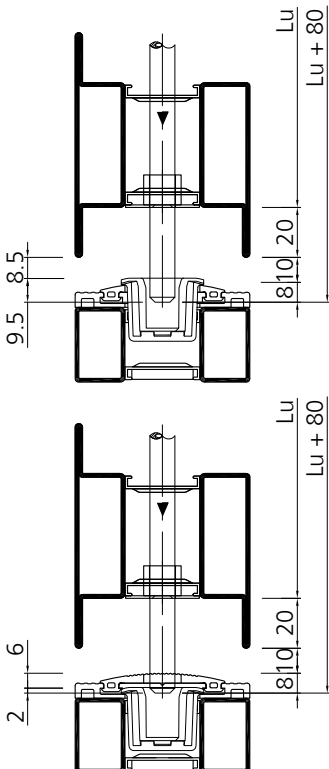
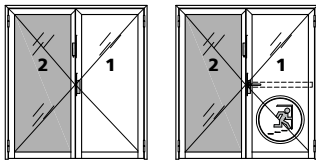


**Zuschnitt für
Standflügelverriegelung
Isolierte Schwelle**

**Débit pour verrouillage de
vantail semi-fixe
Seuil isolé**

**Cutting for
passive leaf locks
Insulated threshold**

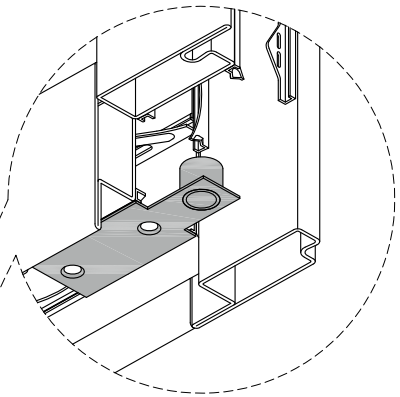
Selbstverriegelndes Falztreibriegelschloss
Crémone à verrouillage automatique à commande à levier
Self-locking drive bolt lock



Einschlagen des Gleitstopfers nur im "nichtmontierten" Zustand
Gewinde am Stangenende nicht beschädigen!

Pose de l'arrêt anti-friction "non monté"
Ne pas abîmer le filetage sur l'extrémité de la tige!

drive in sliding stopper only in unscrewed status
do not damage the thread at the end of the bolt!

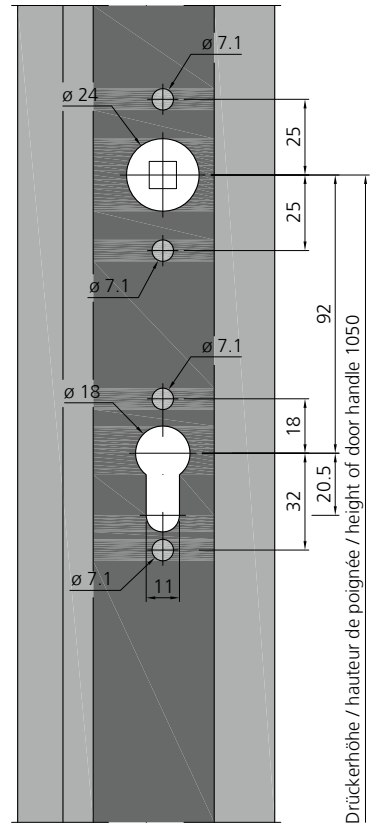
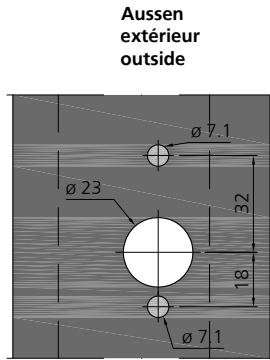
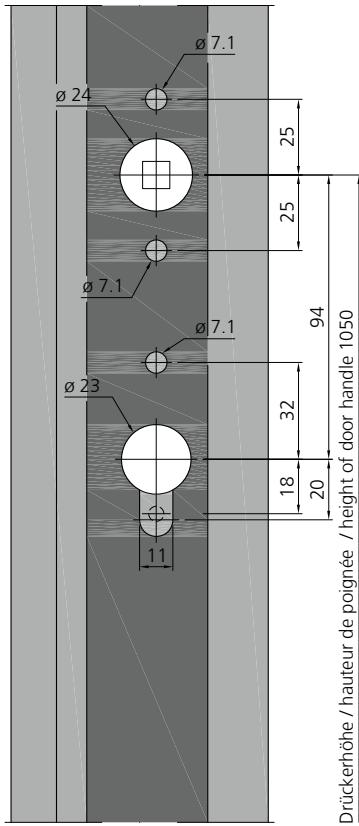


Verarbeitung Beschläge Tür
Mise en œuvre quincaillerie portes
Assembly door fittings

**Einbau Drücker RZ/PZ
907350, 907351, 907356**

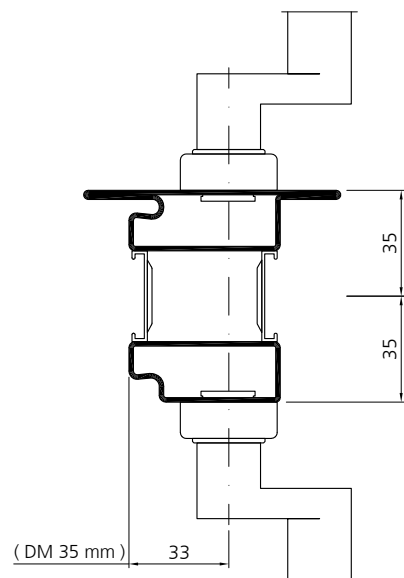
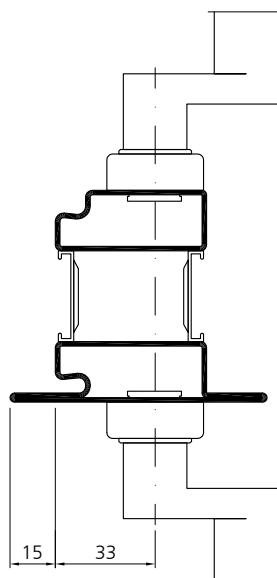
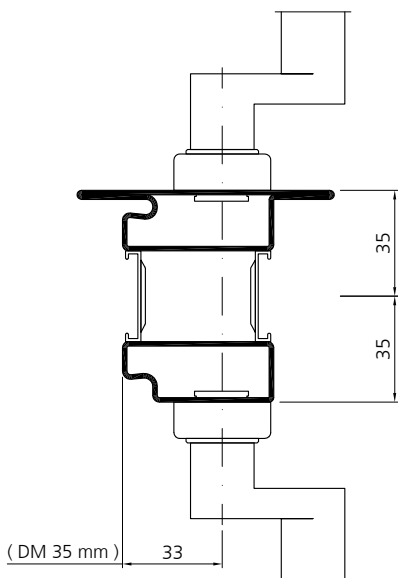
**Montage poignée de porte
CR/CP
907350, 907351, 907356**

**Door handle installation
RC/PC
907350, 907351, 907356**



RZ / CR / RC

PZ / CP / PC

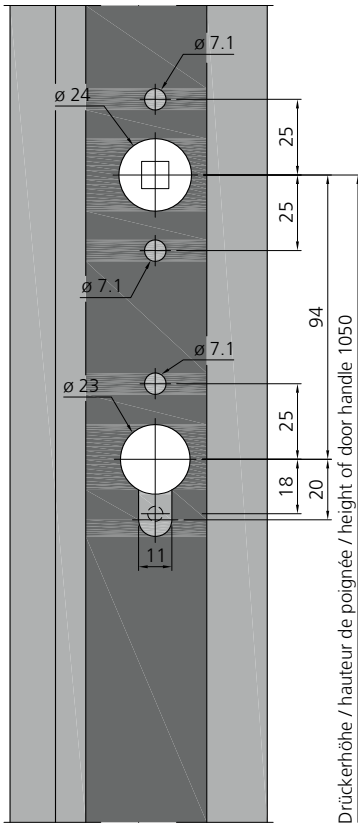


Verarbeitung Beschläge Tür
Mise en œuvre quincaillerie portes
Assembly door fittings

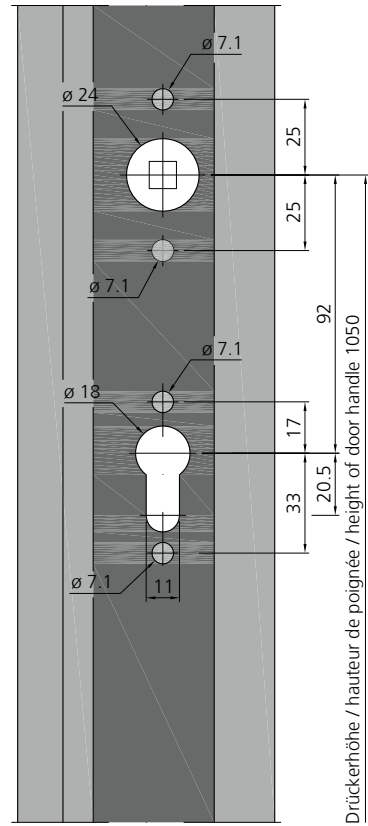
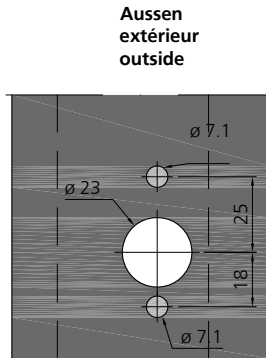
Einbau Drücker RZ/PZ
907326-907329

Montage poignée de porte
CR/CP
907326-907329

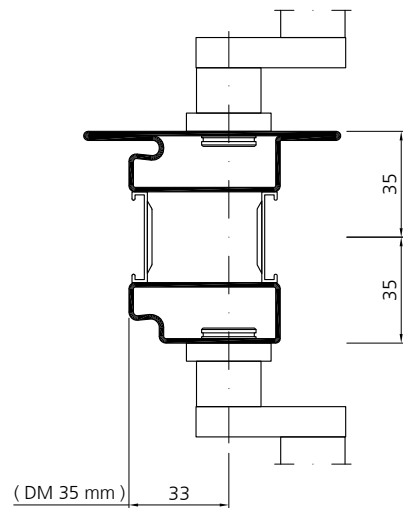
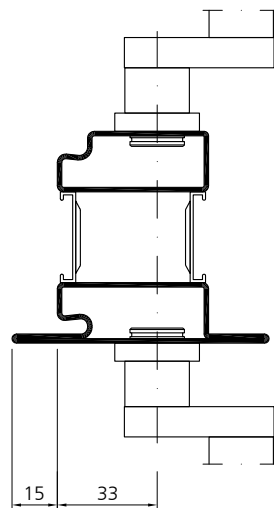
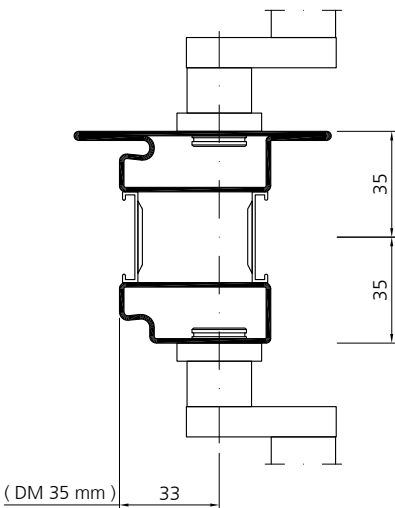
Door handle installation
RC/PC
907326-907329



RZ / CR / RC



PZ / CP / PC



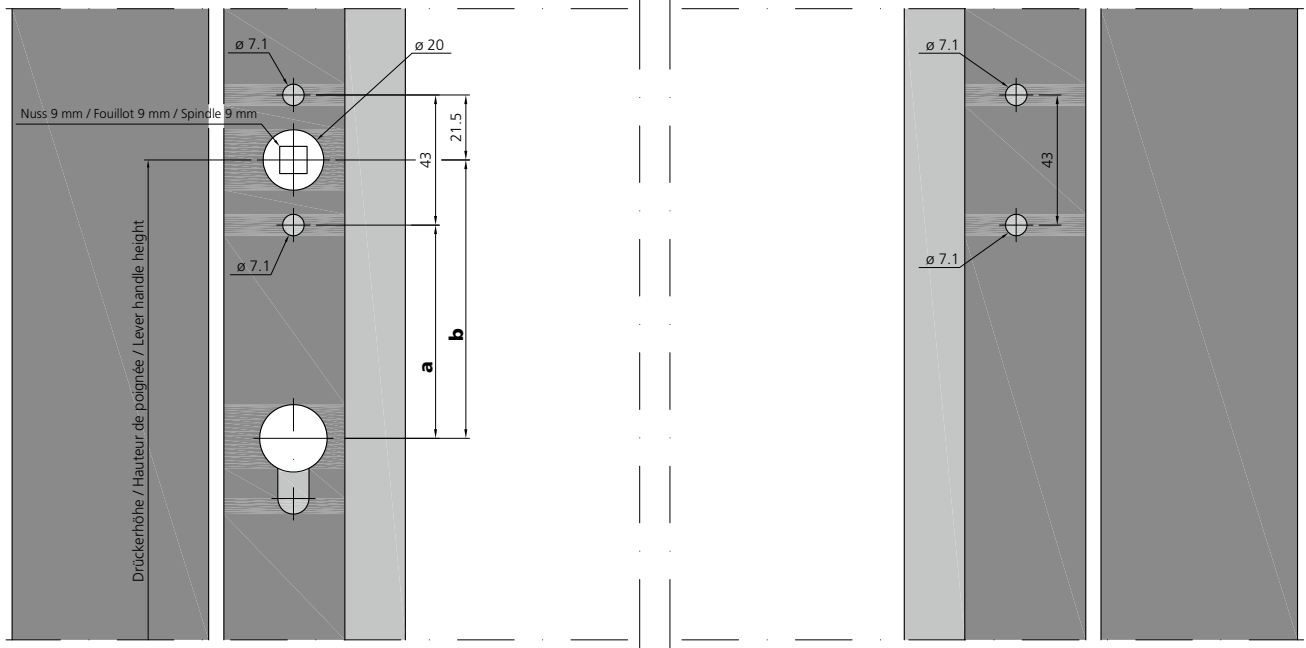
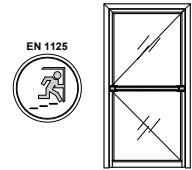
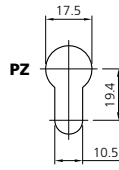
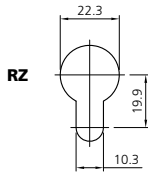
Verarbeitung Beschläge Tür
Mise en œuvre quincaillerie portes
Assembly door fittings

**Einbau Druckstange
1-flügelige Tür**

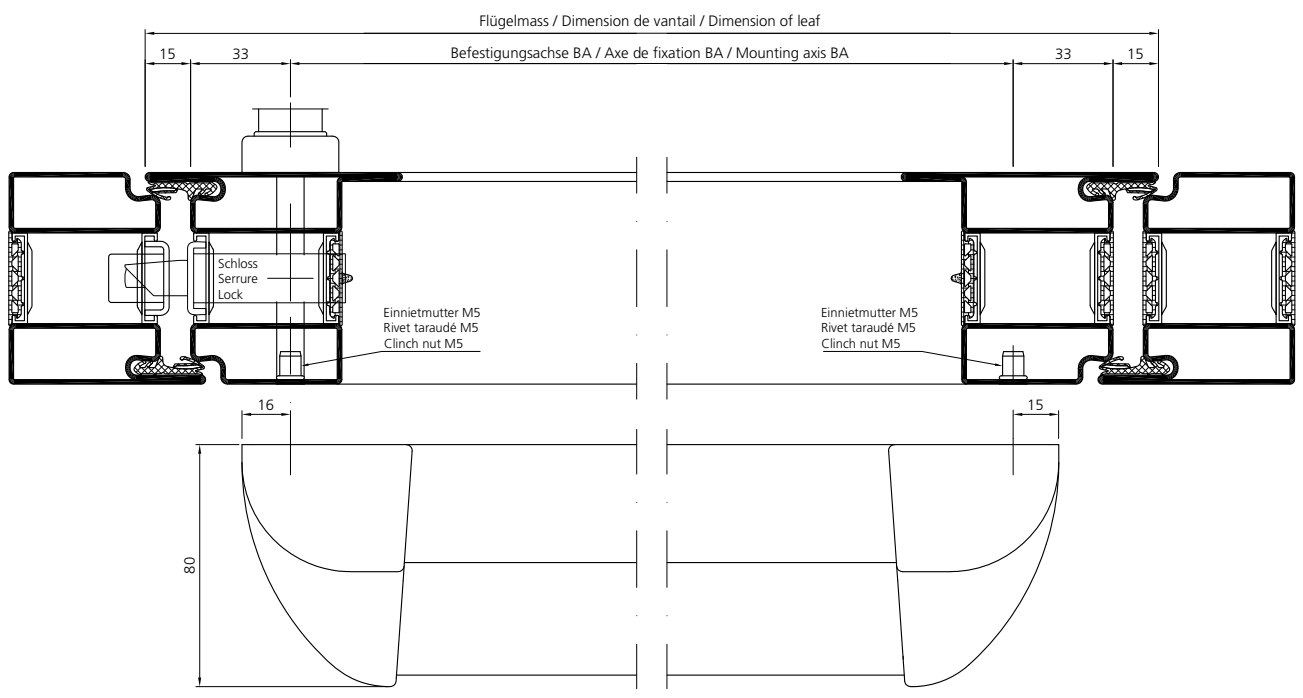
**Montage pushbar
Porte à 1 vantail**

**Touch-bar installation
Single leaved door**

	a	b
RZ	94	115.5
PZ	92	113.5



Verarbeitung Beschläge Tür
Mise en œuvre quincaillerie portes
Assembly door fittings

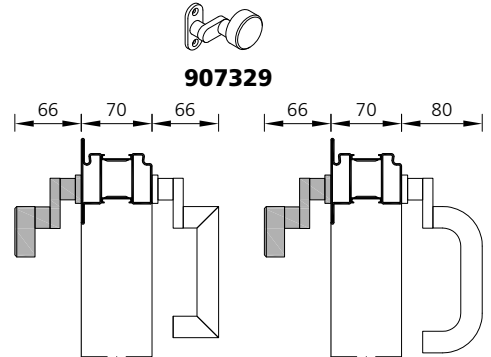
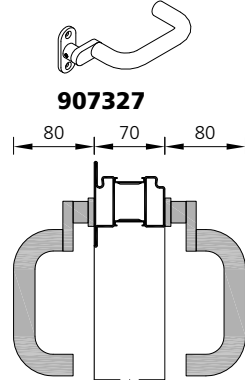
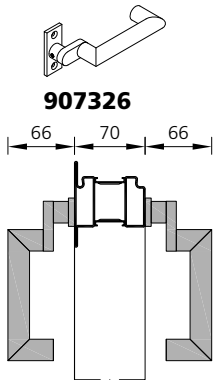


Lichte Durchgangsbreite bei 90° Flügelöffnung

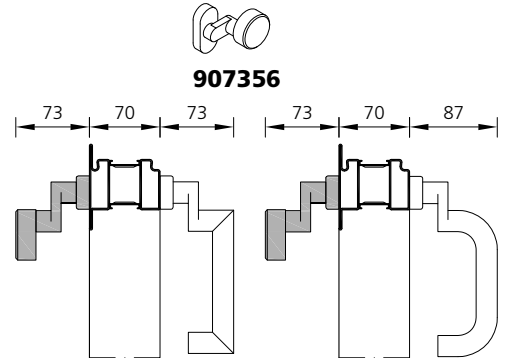
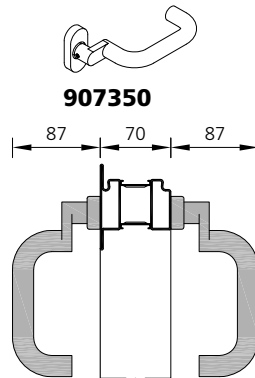
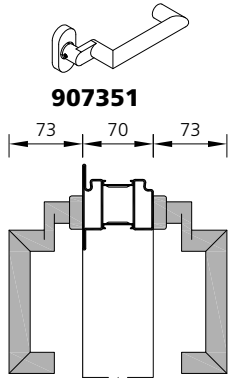
Passage libre avec une ouverture de vantail de 90°

Inside width with 90° leaf opening

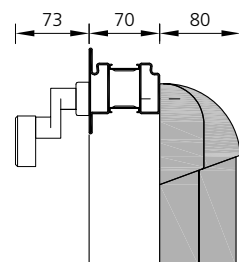
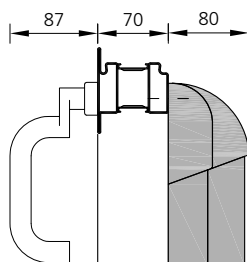
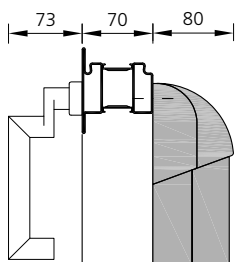
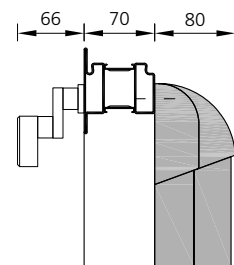
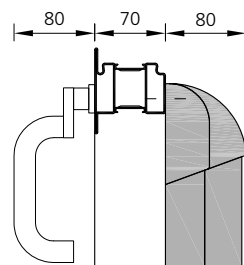
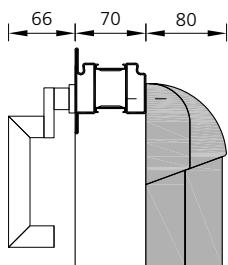
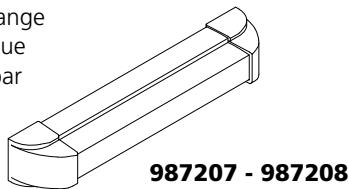
Türdrücker und -knopf
Poignée de porte et Bouton de porte
Door handle and -knob



Türdrücker und -knopf
Poignée de porte et Bouton de porte
Door handle and -knob



Antipanik-Druckstange
Pushbar anti-panique
Anti-panic touch-bar

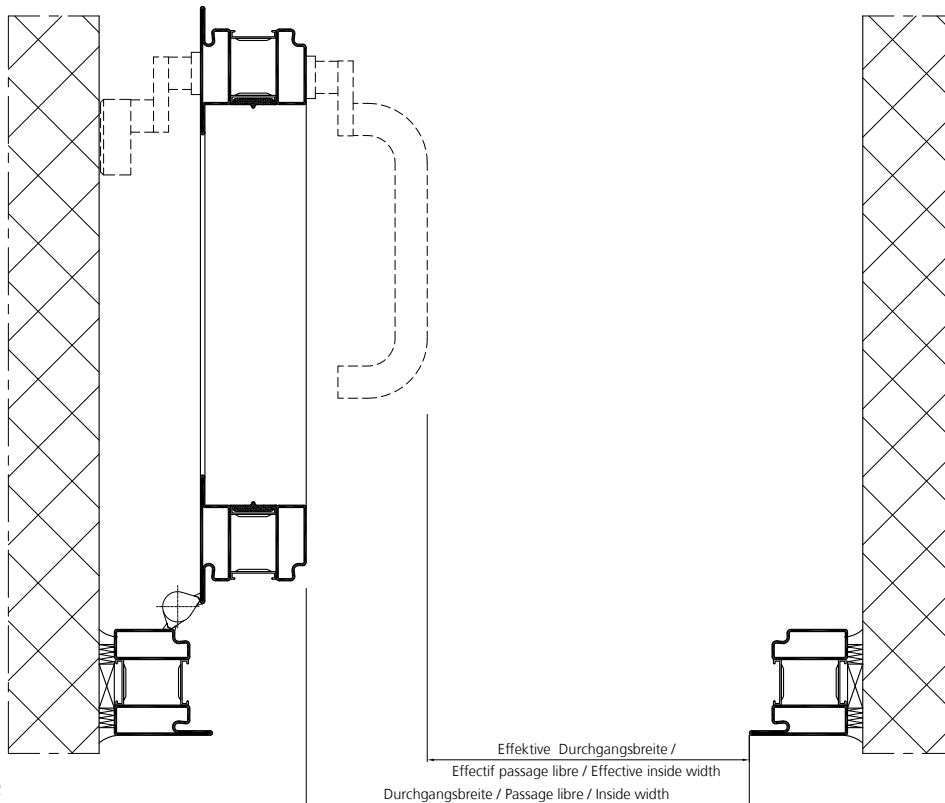
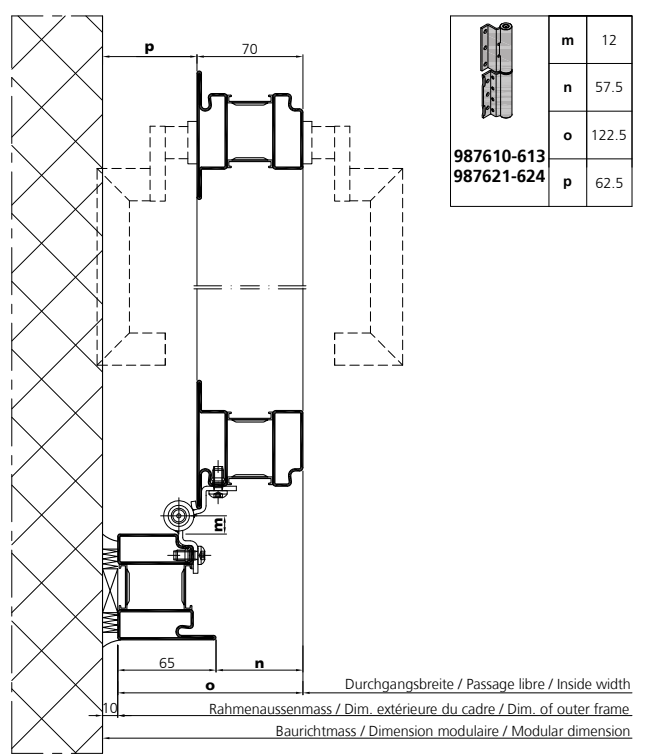
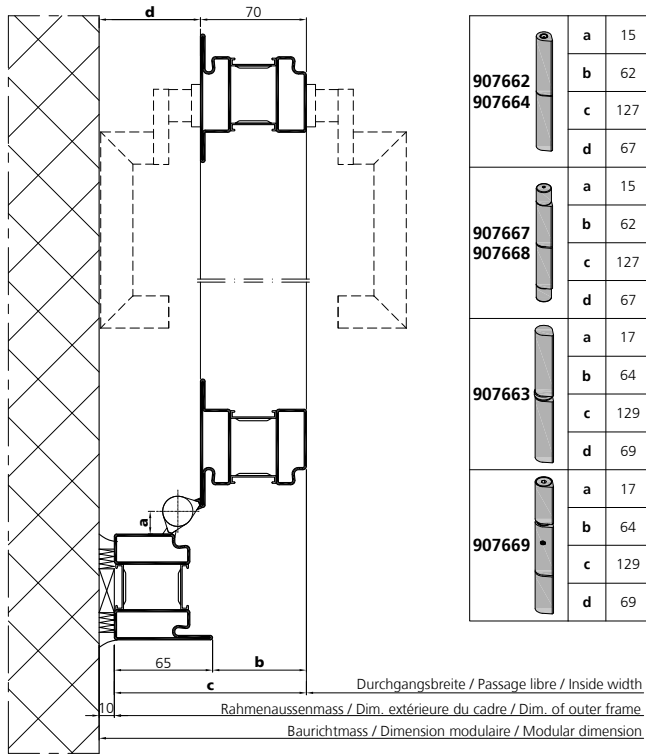


Verarbeitung Beschiäge Tür
Mise en œuvre quincaillerie portes
Assembly door fittings

Lichte Durchgangsbreite bei 90° Flügelöffnung

Passage libre avec une ouverture de vantail de 90°

Inside width with 90° leaf opening



VUT 03/19

Verarbeitung Beschläge Tür
 Mise en œuvre quincaillerie portes
 Assembly door fittings

Beschlagseinbau
Bänder

Montage de la quincaillerie
Paumelles

Installation of the fittings
Hinges



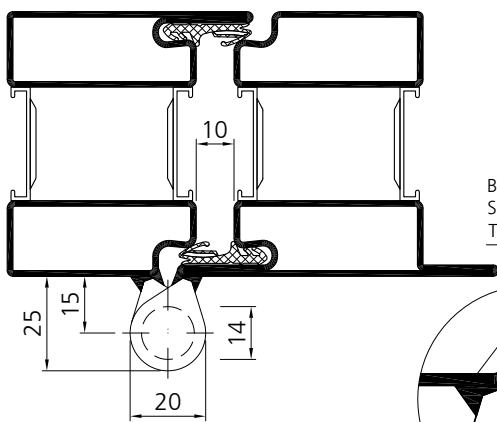
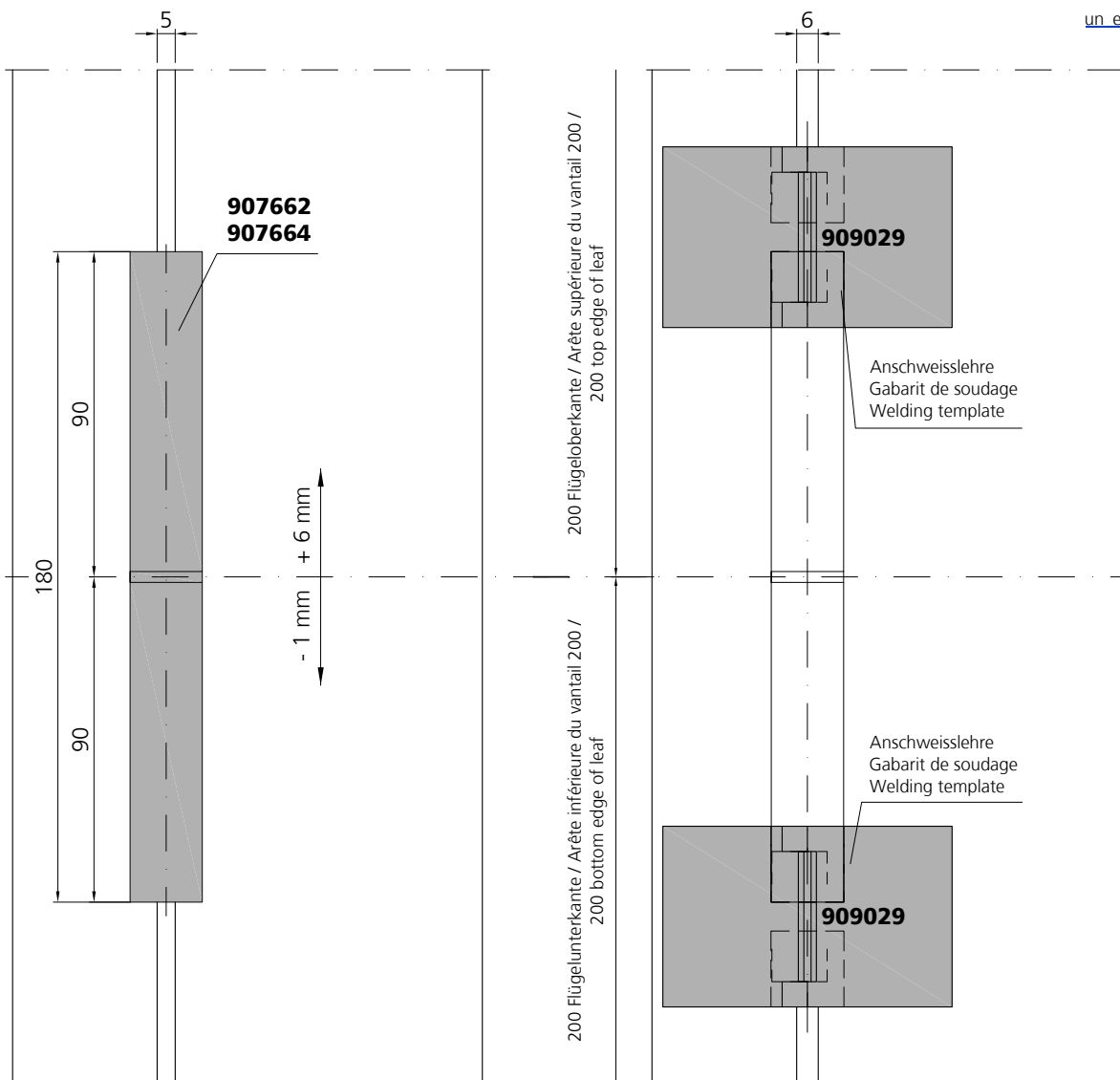
Verarbeitung Beschläge Tür
Mise en œuvre quincaillerie portes
Assembly door fittings

**Beschlagseinbau
Anschweißband 907662 /
907664**

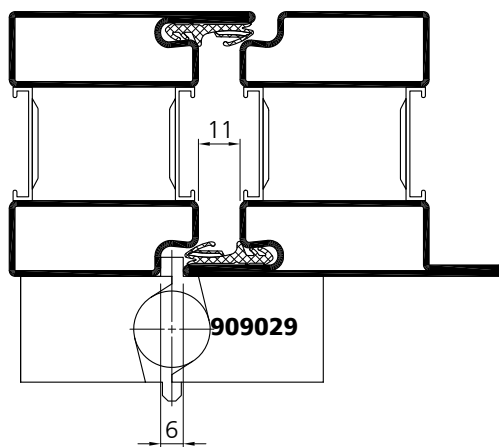
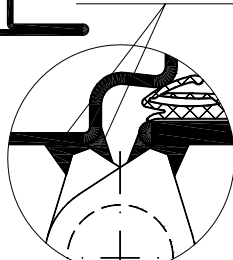
**Montage de la quincaillerie
Paumelle à souder 907662 /
907664**

**Installation of the fittings
Weld-on hinge 907662 /
907664**

[un_ep_0006](#)



Beidseitig schweißen
Soudé des deux côtés
Two sides to weld



Für ein spannungsfreies Schließen ist die Bandachse zentrisch über die Schattenfuge zu positionieren.

Afin d'éviter toute contrainte de fonctionnement au niveau du vantail, il est nécessaire de positionner l'axe de la paumelle au milieu de la rainure.

In order to obtain a tension-free closing the pivot axis has to be positioned in the center of the shadow gap.

VUT 03/19

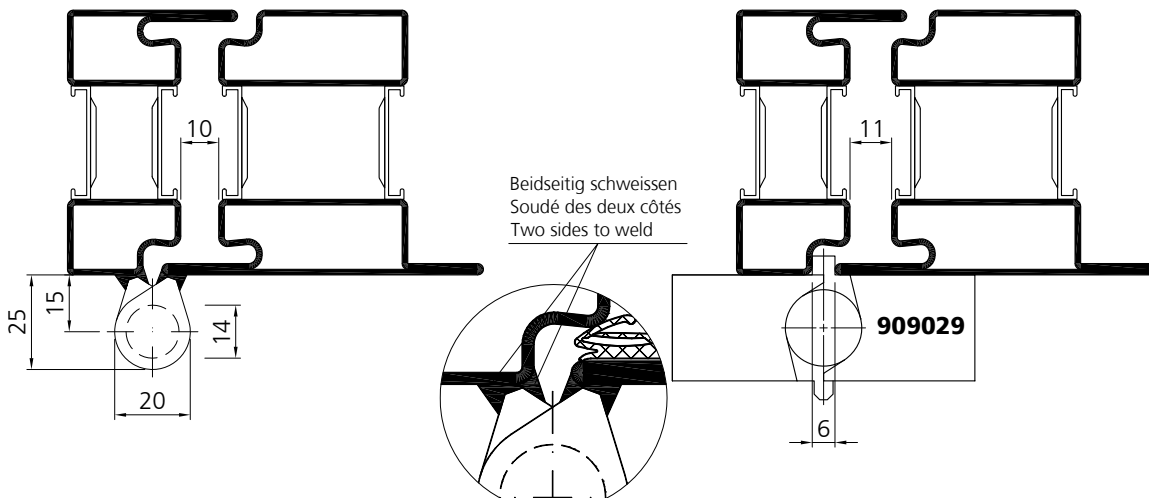
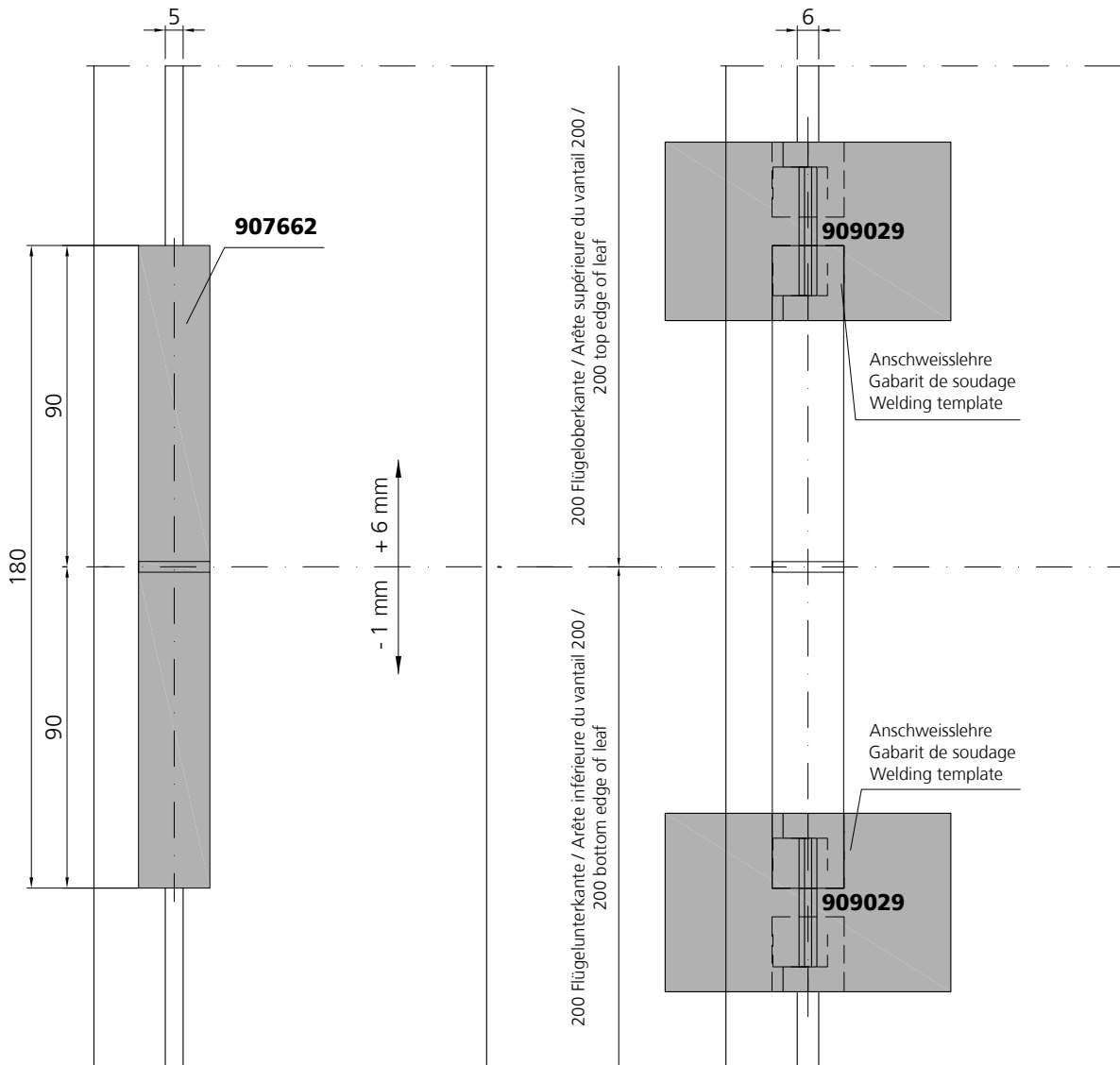
Verarbeitung Beschläge Tür
 Mise en œuvre quincaillerie portes
 Assembly door fittings

**Beschlagseinbau
Anschweissband 907662**

**Montage de la quincaillerie
Paumelle à souder 907662**

**Installation of the fittings
Weld-on hinge 907662**

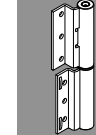
un_ep_0006



Für ein spannungsfreies Schliessen ist die Bandachse zentrisch über die Schattenfuge zu positionieren.

Afin d'éviter toute contrainte de fonctionnement au niveau du vantail, il est nécessaire de positionner l'axe de la paumelle au milieu de la rainure.

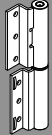
In order to obtain a tension-free closing the pivot axis has to be positioned in the center of the shadow gap.



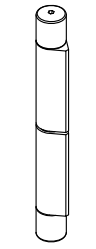
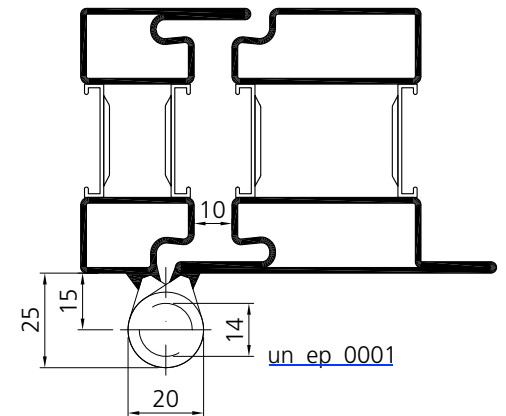
**Beschlagseinbau
Bänder
mit Profil 533.731**

**Montage de la quincaillerie
Paumelles
avec profilé 533.731**

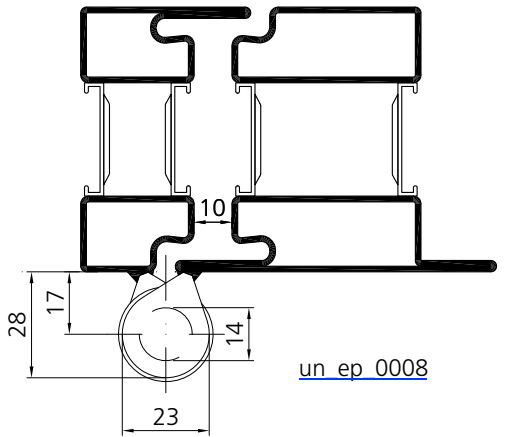
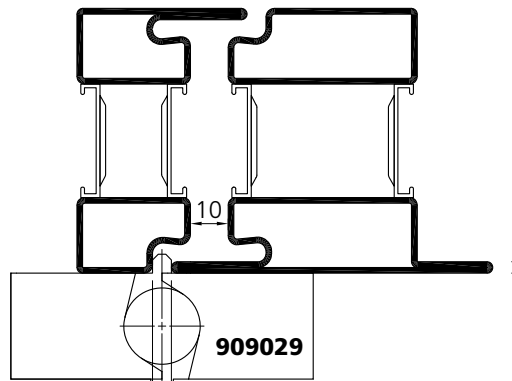
**Installation of the fittings
Hinges
with profile 533.731**



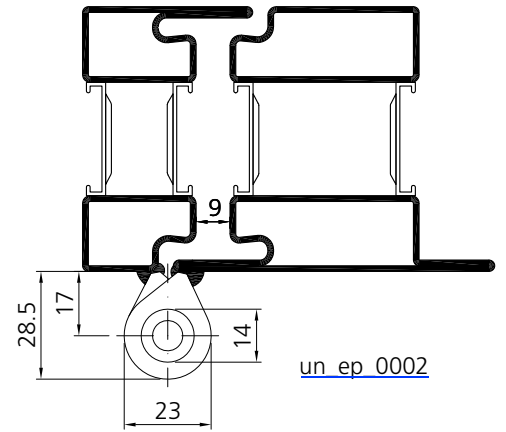
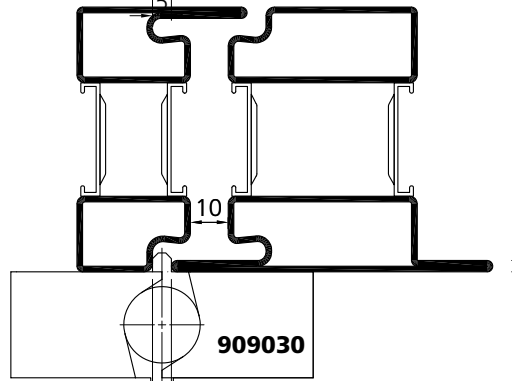
Verarbeitung Beschläge Tür
Mise en œuvre quincaillerie portes
Assembly door fittings



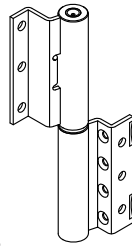
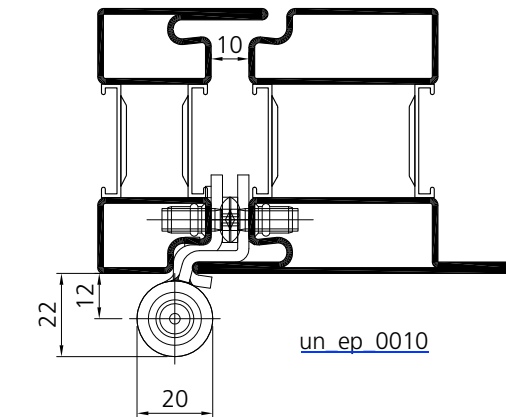
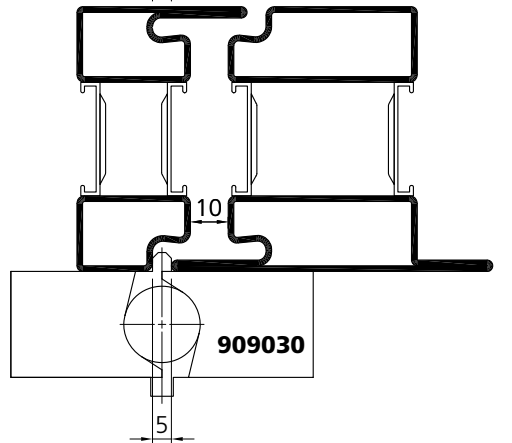
907667
907668



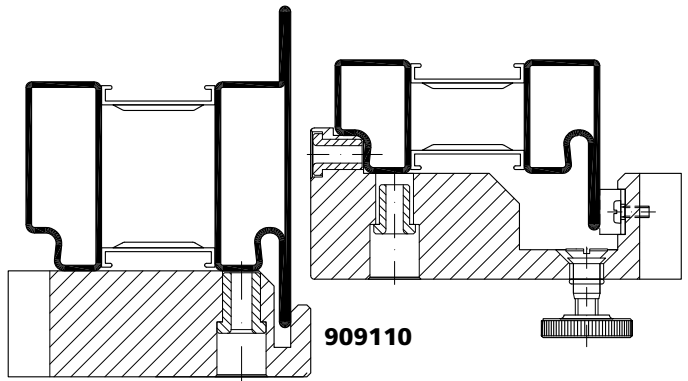
907663



907669



987610-13
987621-24



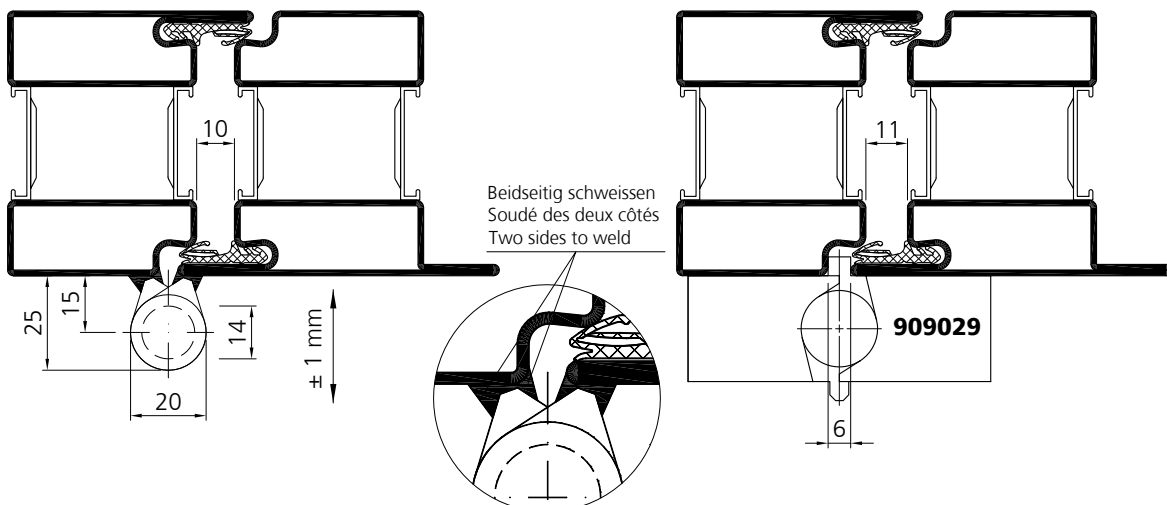
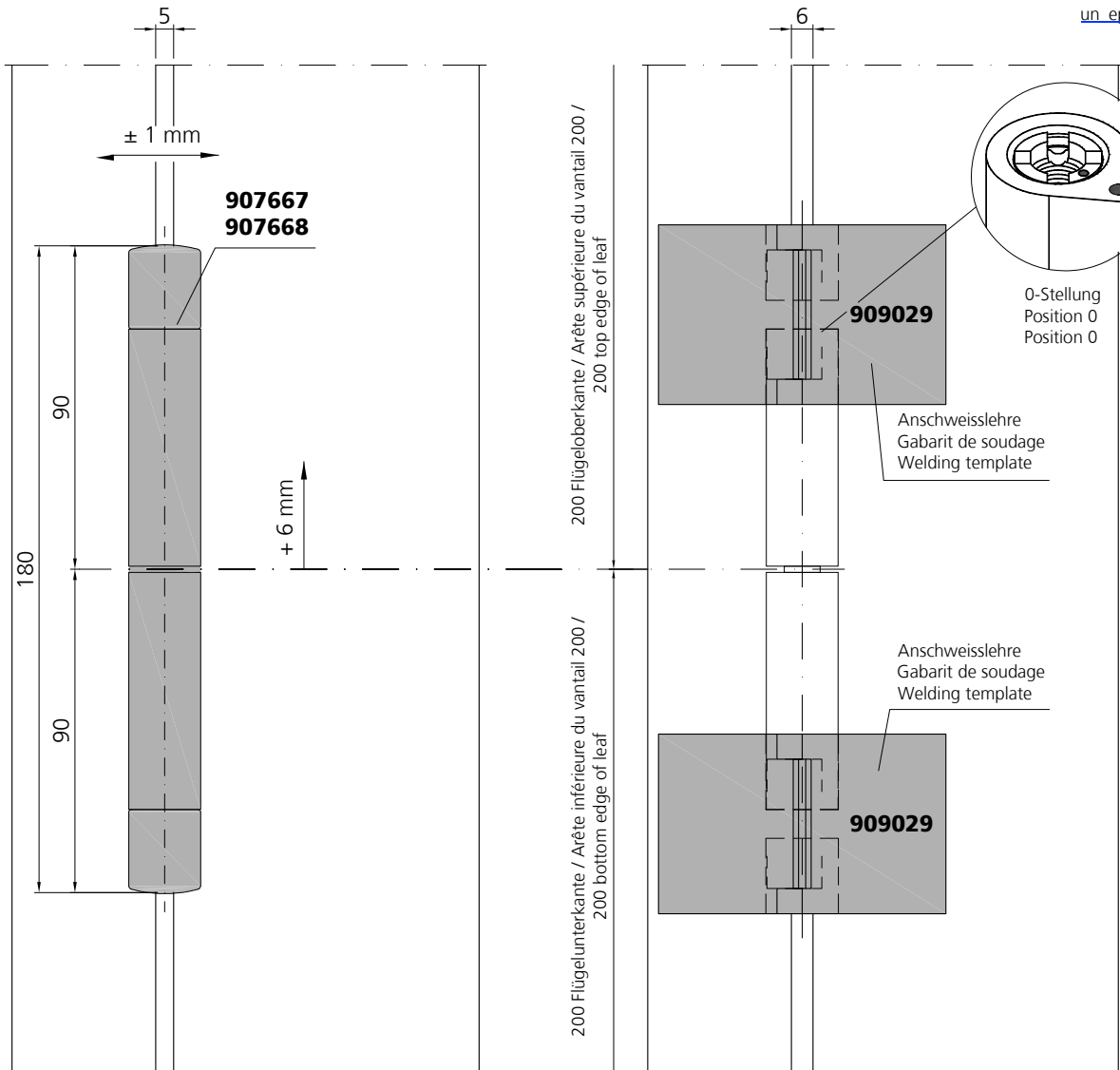
VUT 03/19

Beschlagseinbau
Anschweissband 907667 /
907668

Montage de la quincaillerie
Paumelle à souder 907667 /
907668

Installation of the fittings
Weld-on hinge 907667 /
907668

un_ep_0001



Für ein spannungsfreies Schliessen ist die Bandachse zentrisch über die Schattenfuge zu positionieren.

Afin d'éviter toute contrainte de fonctionnement au niveau du vantail, il est nécessaire de positionner l'axe de la paumelle au milieu de la rainure.

In order to obtain a tension-free closing the pivot axis has to be positioned in the center of the shadow gap.

Verarbeitung Beschiäge Tür
 Mise en œuvre quincaillerie portes
 Assembly door fittings

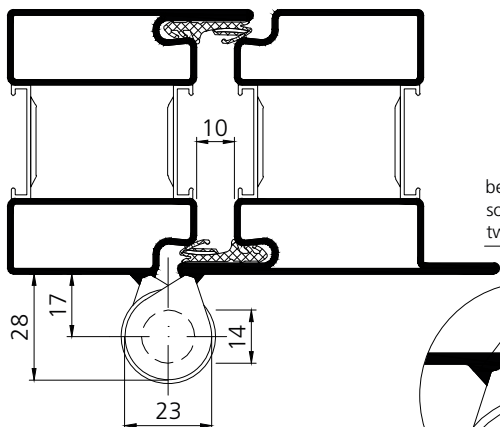
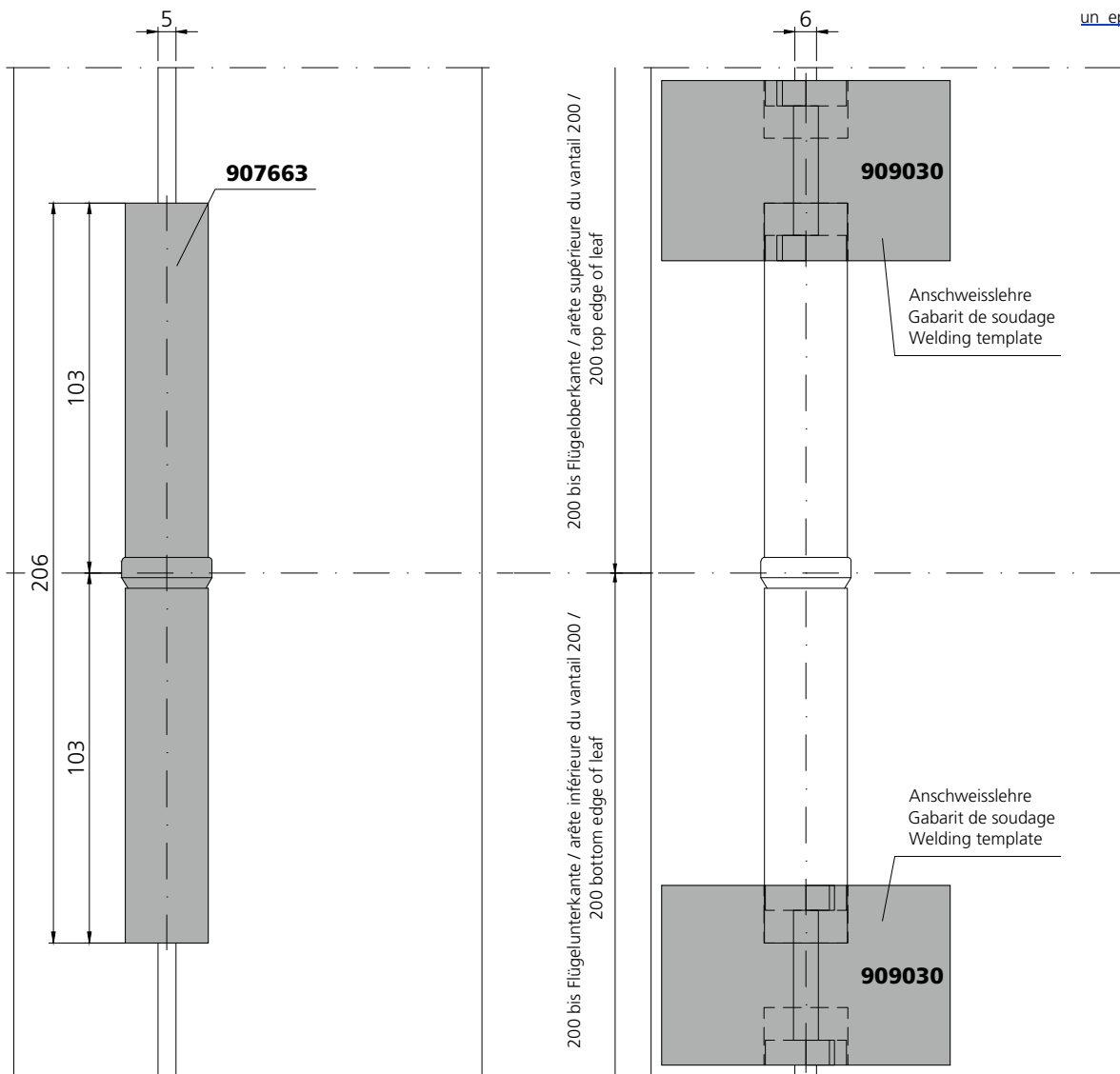
VUT 03/19

**Beschlagseinbau
Anschweissband 907663**

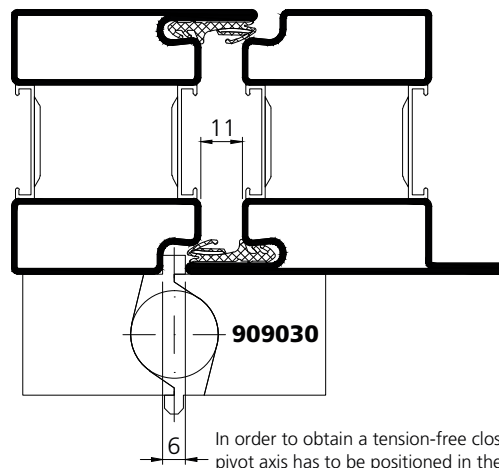
**Montage de la quincaillerie
Paumelle à souder 907663**

**Installation of the fittings
Weld-on hinge 907663**

un_ep_0008



beidseitig schweißen
soudé des deux côtés
two sides to weld



In order to obtain a tension-free closing the pivot axis has to be positioned in the center of the shadow gap.

Für ein spannungsfreies Schliessen ist die Bandachse zentrisch über die Schattenfuge zu positionieren.

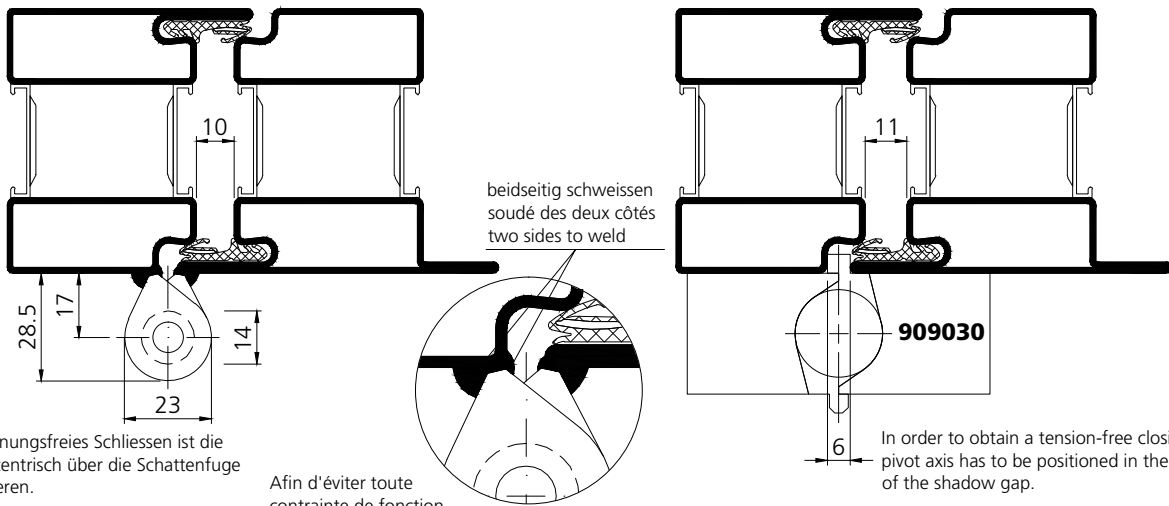
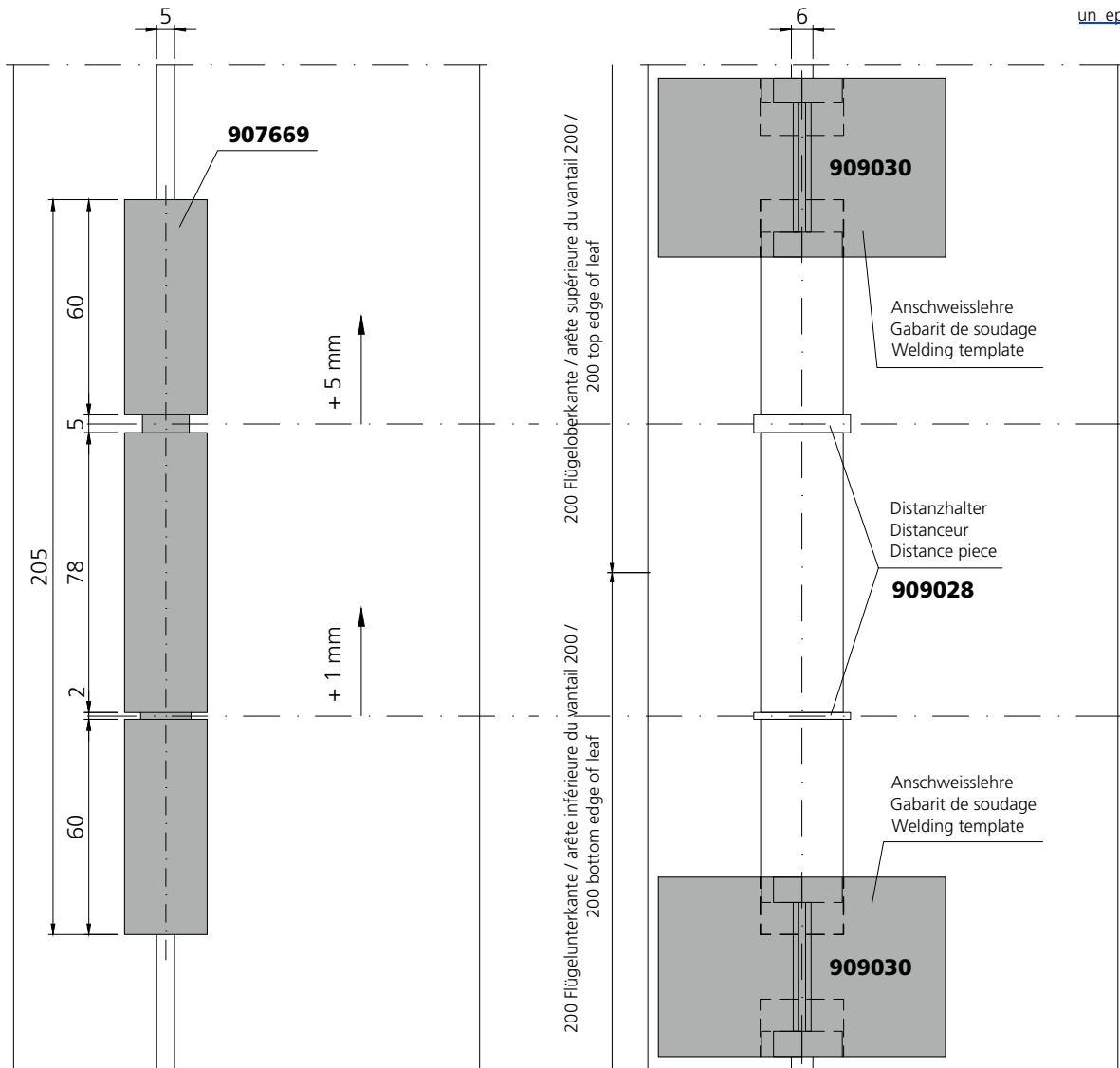
Afin d'éviter toute contrainte de fonctionnement au niveau du vantail, il est nécessaire de positionner l'axe de la paumelle au milieu de la rainure.

**Beschlagseinbau
Anschweisband 907669**

**Montage de la quincaillerie
Paumelle à souder 907669**

**Installation of the fittings
Weld-on hinge 907669**

[un_ep_0002](#)



Für ein spannungsfreies Schliessen ist die Bandachse zentrisch über die Schattenfuge zu positionieren.

Afin d'éviter toute contrainte de fonctionnement au niveau du vantail, il est nécessaire de positionner l'axe de la paumelle au milieu de la rainure.

In order to obtain a tension-free closing the pivot axis has to be positioned in the center of the shadow gap.

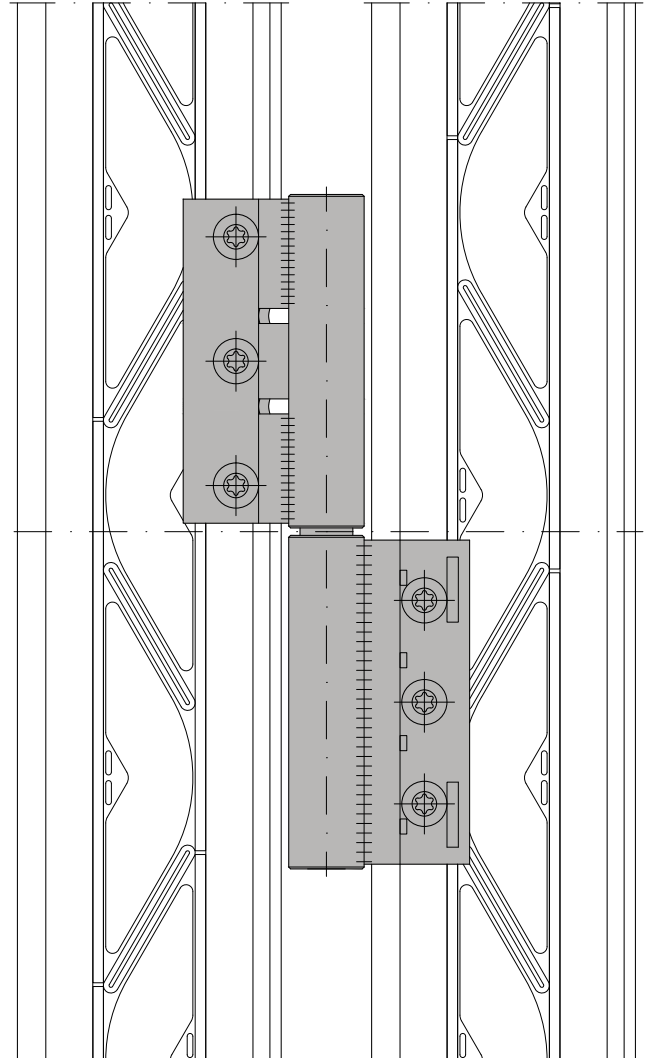
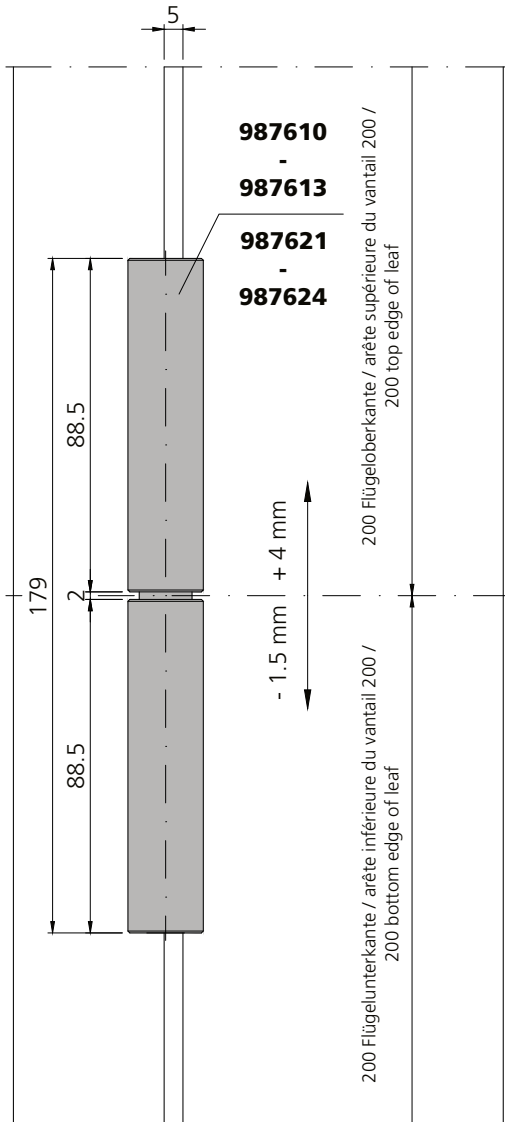
Verarbeitung Beschläge Tür
Mise en œuvre quincaillerie portes
Assembly door fittings

**Beschlagseinbau
Anschraubband 987610-
987613 / 987621-987624**

**Montage de la quincaillerie
Paumelle à visser 987610-
987613 / 987621-987624**

**Installation of the fittings
screw-on hinge 987610-
987613 / 987621-987624**

[un_ep_0010](#)



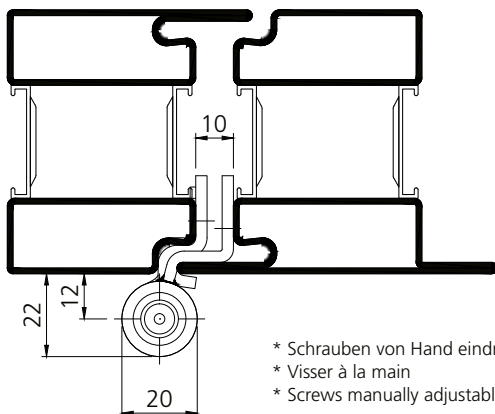
Verarbeitung Beschläge Tür
Mise en œuvre quincaillerie portes
Assembly door fittings

Rahmen
Cadre
Frame

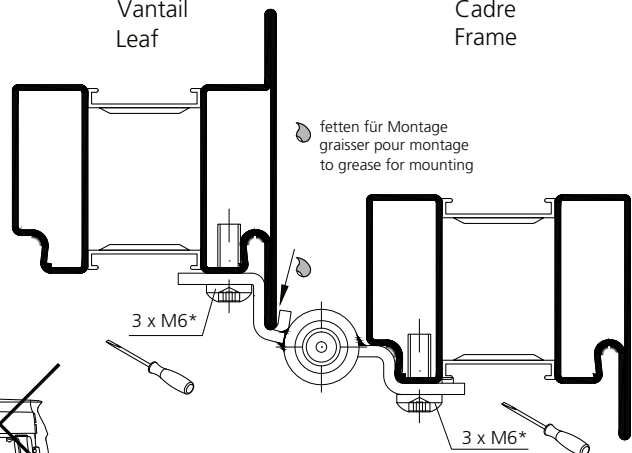
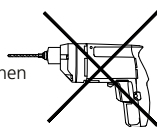
Flügel
Vantail
Leaf

Flügel
Vantail
Leaf

Rahmen
Cadre
Frame



* Schrauben von Hand eindrehen
* Visser à la main
* Screws manually adjustable

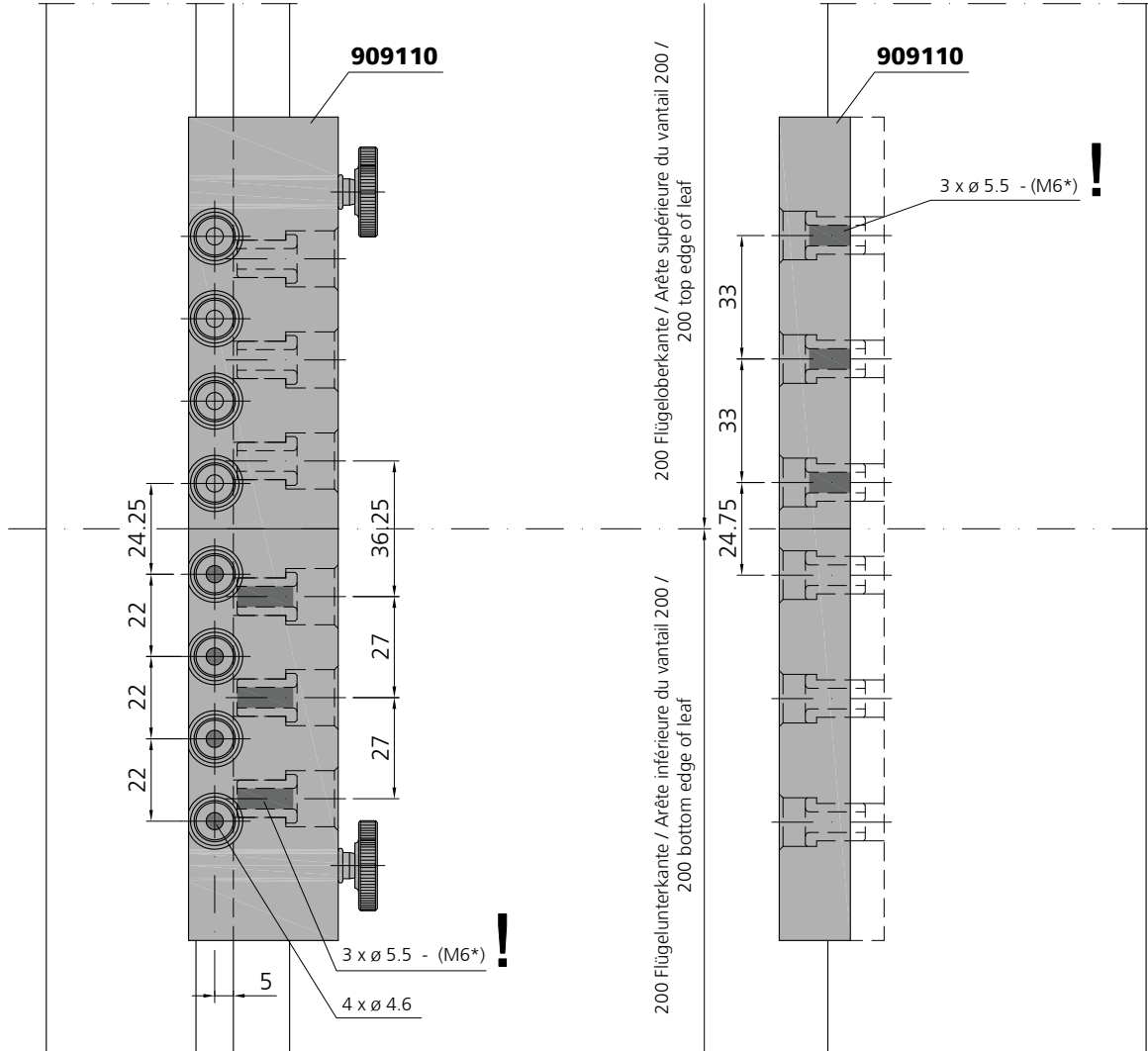


Beschlagseinbau
Ansraubband 987610-
987613 / 987621-987624

Montage de la quincaillerie
Paumelle à visser 987610-
987613 / 987621-987624

Installation of the fittings
screw-on hinge 987610-
987613 / 987621-987624

un_ep_0010

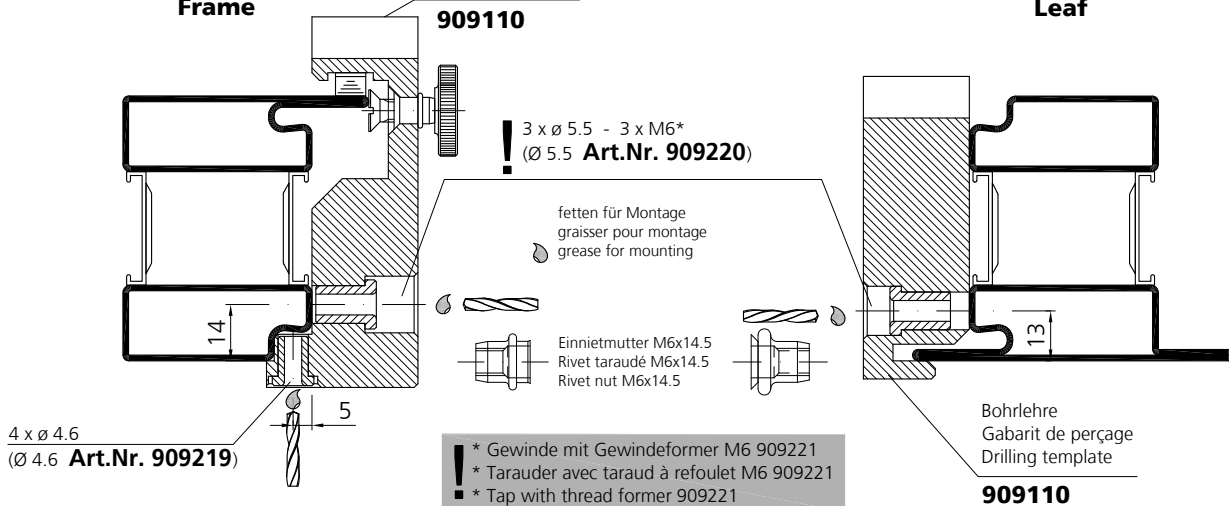


Verarbeitung Beschläge Tür
 Mise en œuvre quincaillerie portes
 Assembly door fittings

Rahmen
Cadre
Frame

Bohrlehre
 Gabarit de perçage
 Drilling template


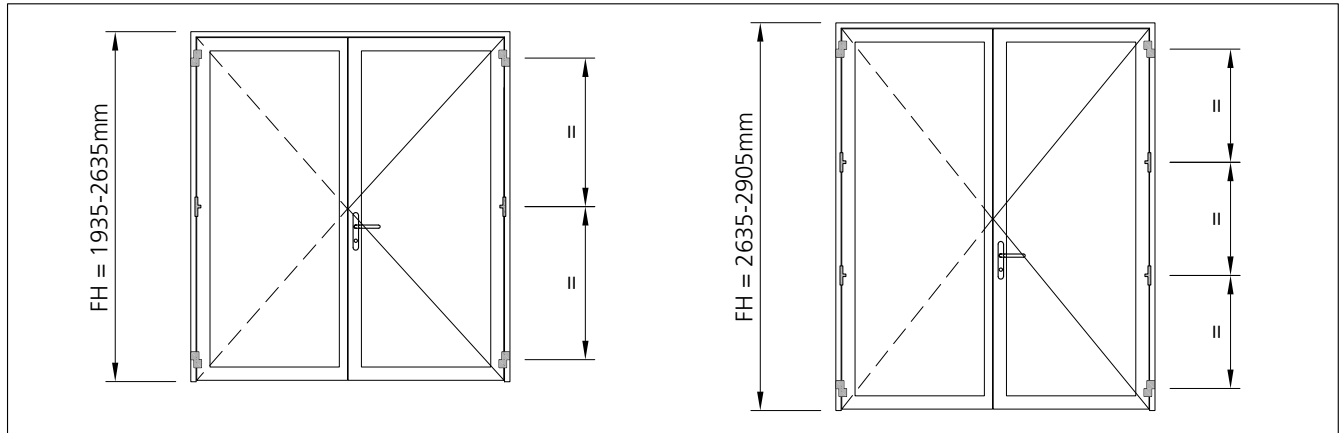
Flügel
Vantail
Leaf



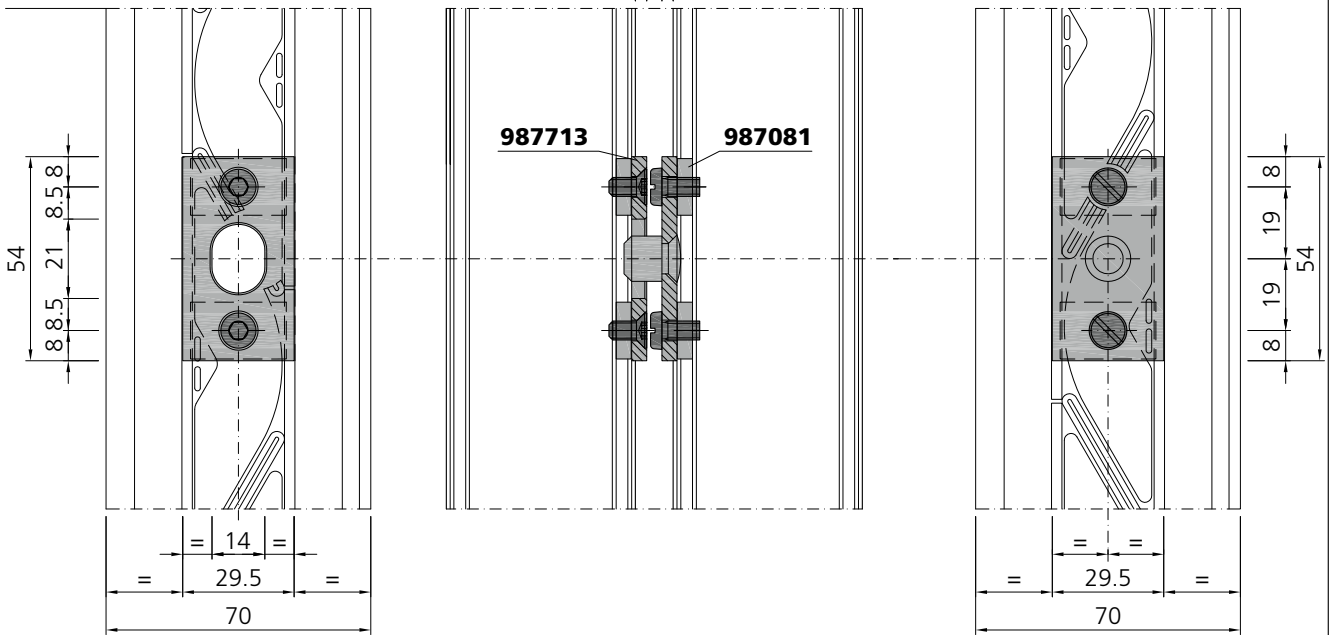
Beschlagseinbau
Sicherungsbolzen 987712

Montage de la quincaillerie
Goujon de sécurité 987712

Installation of the fittings
Locking pin 987712

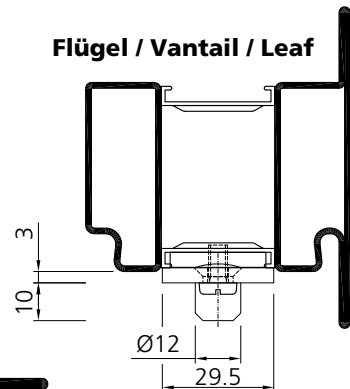
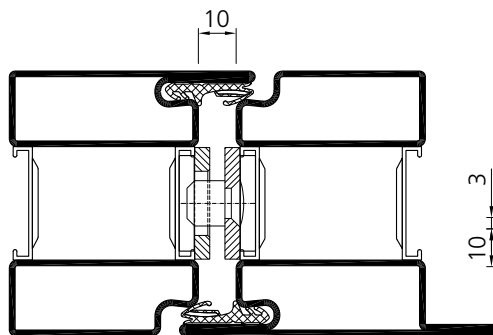
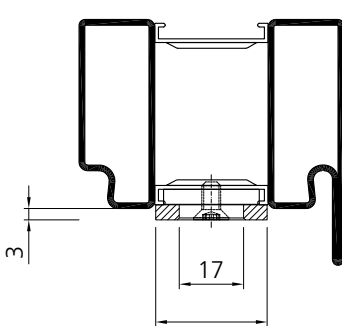


[un_ep_0124](#)



Rahmen / Cadre / Frame

Flügel / Vantail / Leaf



VUT 03/19

Verarbeitung Beschläge Tür
 Mise en œuvre quincaillerie portes
 Assembly door fittings

Beschlagseinbau
Türschliesser

Montage de la quincaillerie
Ferme-portes

Installation of the fittings
Door closers



Autohaus Kamper, AT-Neusiedl/See



Verarbeitung Beschläge Tür
Mise en œuvre quincaillerie portes
Assembly door fittings

VUT 03/19

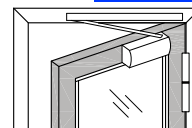
Dorma TS93B
1 flügelig
Bandseite
Normalmontage

Dorma TS93B
1 vantail
Coté paumelles
Montage standard

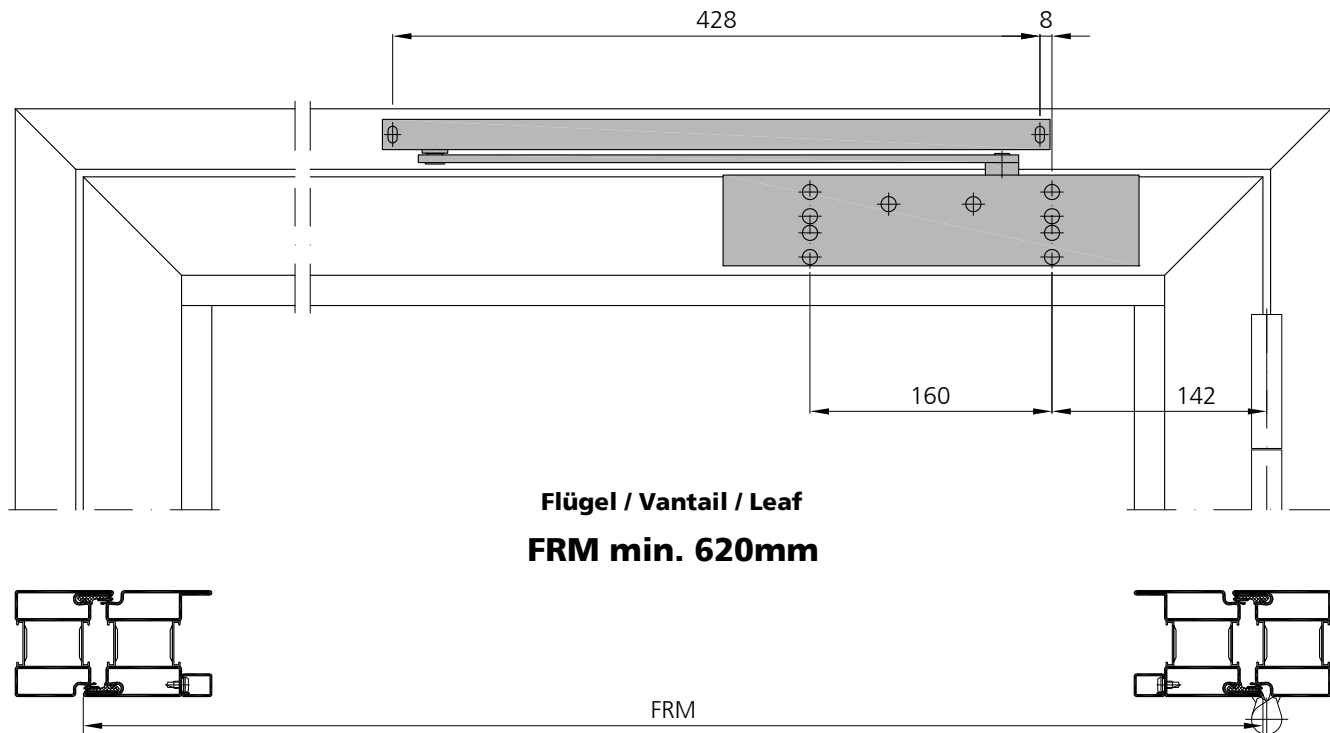
Dorma TS93B
1 leaf
Hinge side
Standard mounting

[un_ep_0320](#)

DIN rechts
DIN droite
DIN right



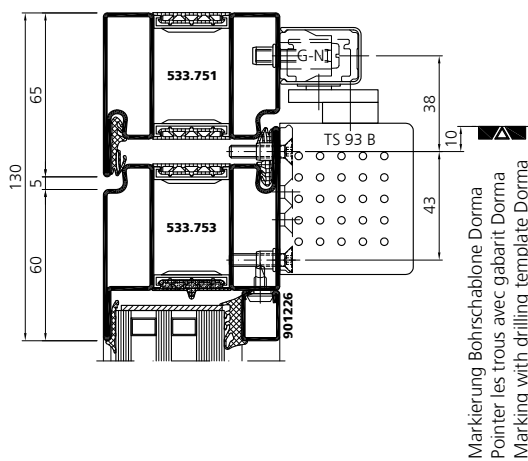
Ansicht von Innen / Élévation de l'intérieur / View from inside



Masse sind gemäss Einbauanleitung Dorma zu prüfen!

Contrôler les dimensions selon les instructions de montage Dorma!

Dimensions have to be verified according to Dorma's assembly instructions!



Verarbeitung Beschläge Tür
 Mise en œuvre quincaillerie portes
 Assembly door fittings

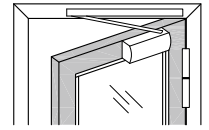
Dorma TS93B
1 flügelig
Bandseite
Normalmontage

Dorma TS93B
1 vantail
Coté paumelles
Montage standard

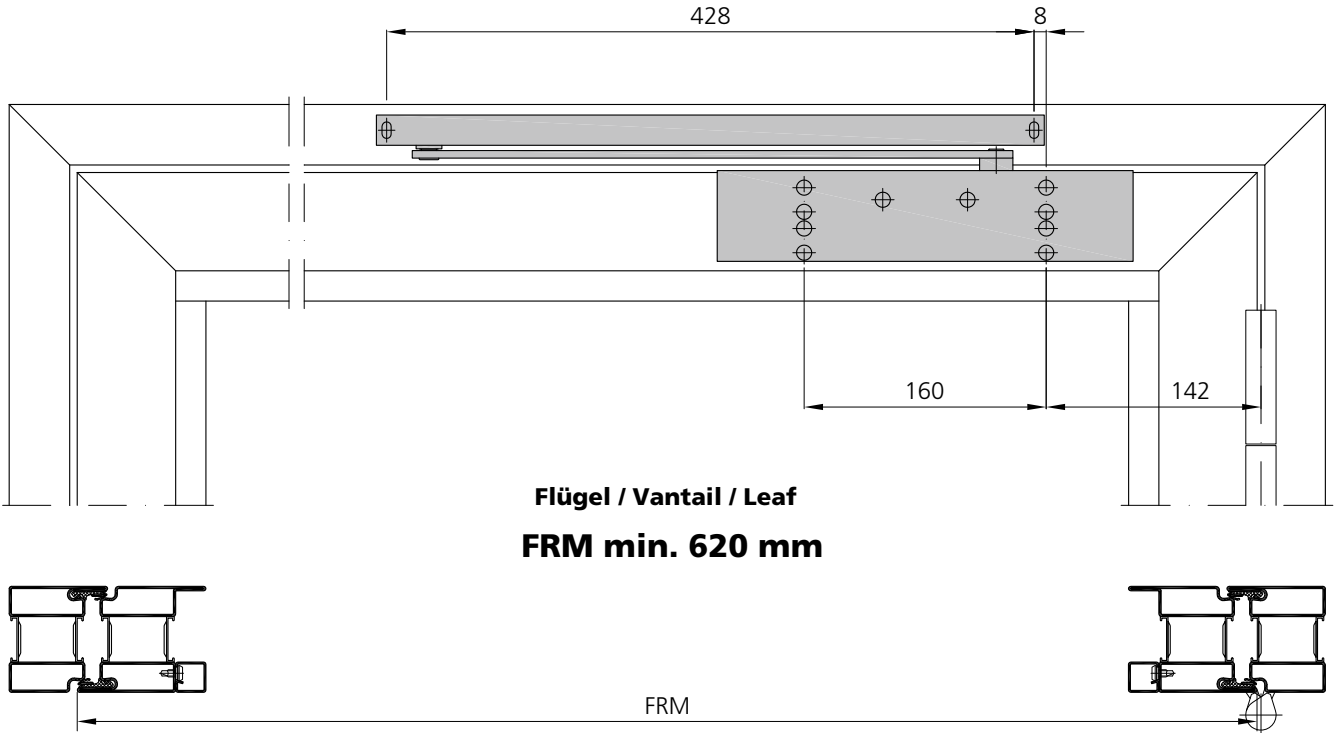
Dorma TS93B
1 leaf
Hinge side
Standard mounting

[un_ep_0320](#)

DIN rechts
DIN droite
DIN right



Ansicht von Innen / Élévation de l'intérieur / View from inside

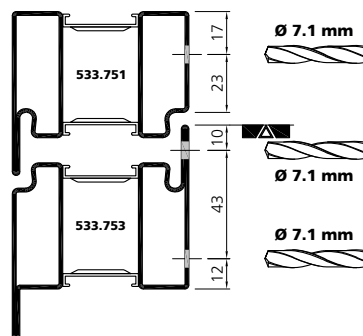


Verarbeitung Beschläge Tür
 Mise en œuvre quincaillerie portes
 Assembly door fittings

Masse sind gemäss Einbauanleitung Dorma zu prüfen!

Contrôler les dimensions selon les instructions de montage Dorma!

Dimensions have to be verified according to Dorma's assembly instructions!



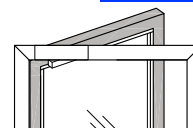
Dorma TS93B
1 flügelig
Gegenbandseite
Kopfmontage

Dorma TS93B
1 vantail
Coté opposé aux paumelles
Montage renversé

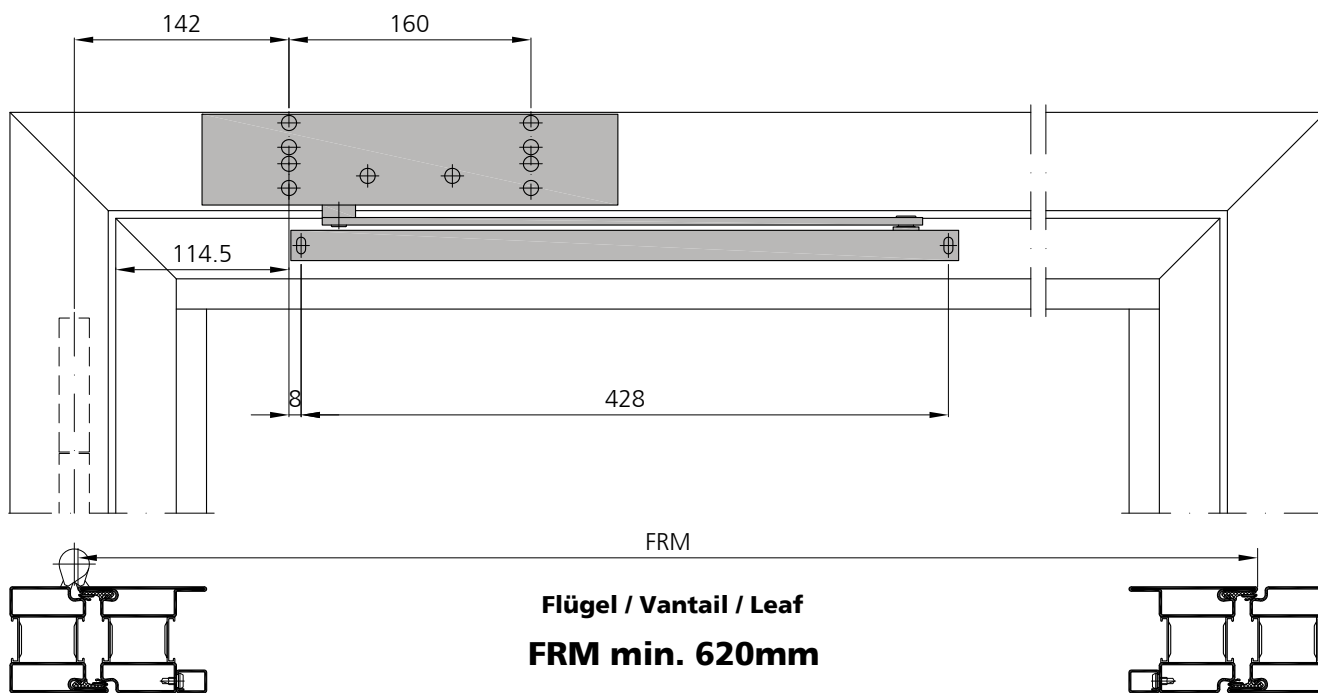
Dorma TS93B
1 leaf
Opposite hinge side
Head mounting

[un_ep_0321](#)

DIN rechts
DIN droite
DIN right



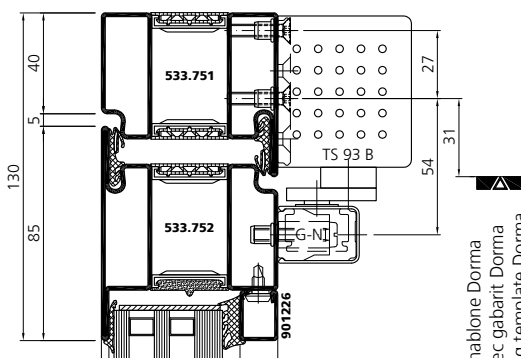
Ansicht von Innen / Élévation de l'intérieure / View from inside



Masse sind gemäss Einbauanleitung Dorma zu prüfen!

Contrôler les dimensions selon les instructions de montage Dorma!

Dimensions have to be verified according to Dorma's assembly instructions!



Markierung Bohrschablone Dorma
 Pointer les trous avec gabarit Dorma
 Marking with drilling template Dorma

Verarbeitung Beschläge Tür
 Mise en œuvre quincaillerie portes
 Assembly door fittings

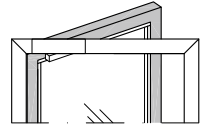
Dorma TS93B
1 flügelig
Gegenbandseite
Kopfmontage

Dorma TS93B
1 vantail
Coté opposé aux paumelles
Montage renversé

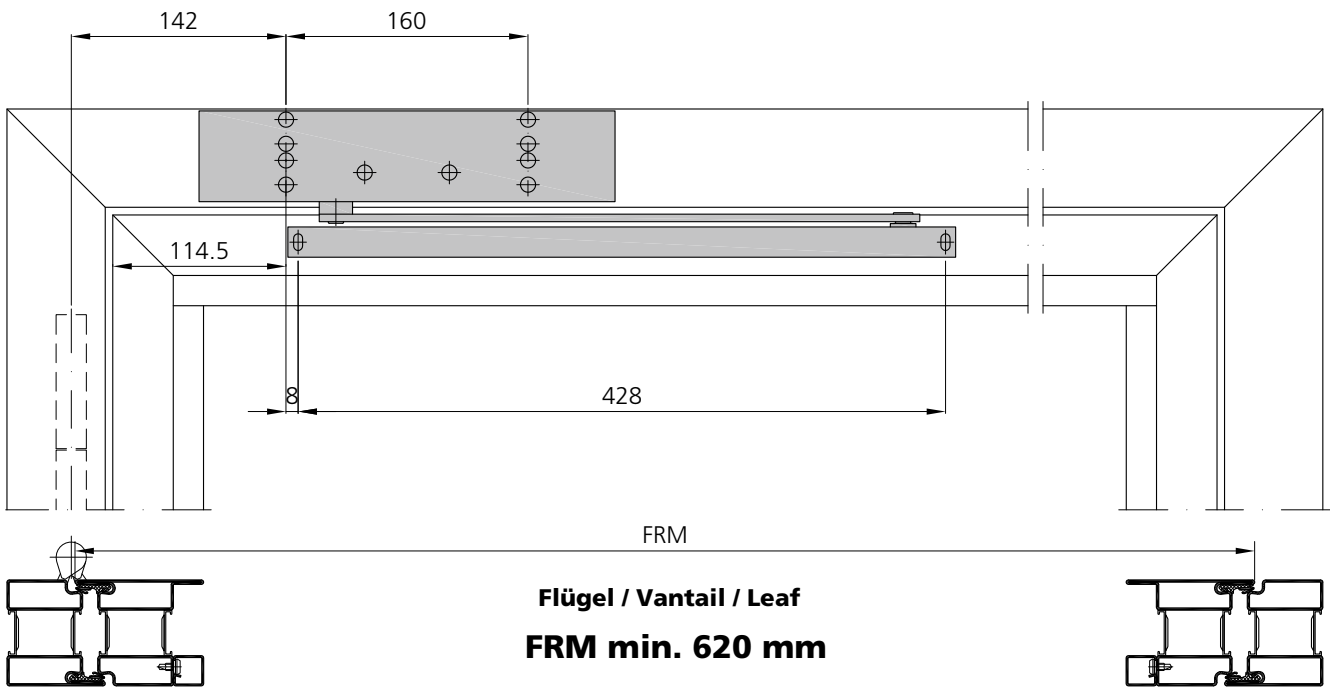
Dorma TS93B
1 leaf
Opposite hinge side
Head mounting

[un_ep_0321](#)

DIN rechts
DIN droite
DIN right



Ansicht von Innen / Élévation de l'intérieur / View from inside

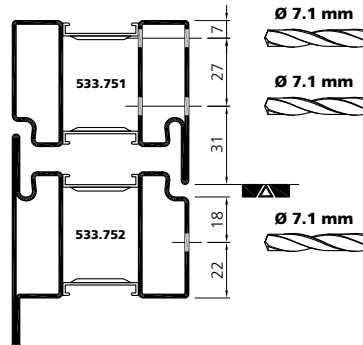


Verarbeitung Beschläge Tür
 Mise en œuvre quincaillerie portes
 Assembly door fittings

Masse sind gemäss Einbauanleitung Dorma zu prüfen!

Contrôler les dimensions selon les instructions de montage Dorma!

Dimensions have to be verified according to Dorma's assembly instructions!



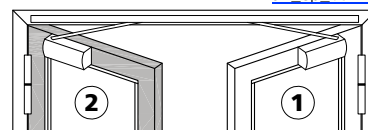
Dorma TS93B G-SR
2 flügelig
Bandseite
Normalmontage

Dorma TS93B G-SR
2 vantaux
Coté paumelles
Montage standard

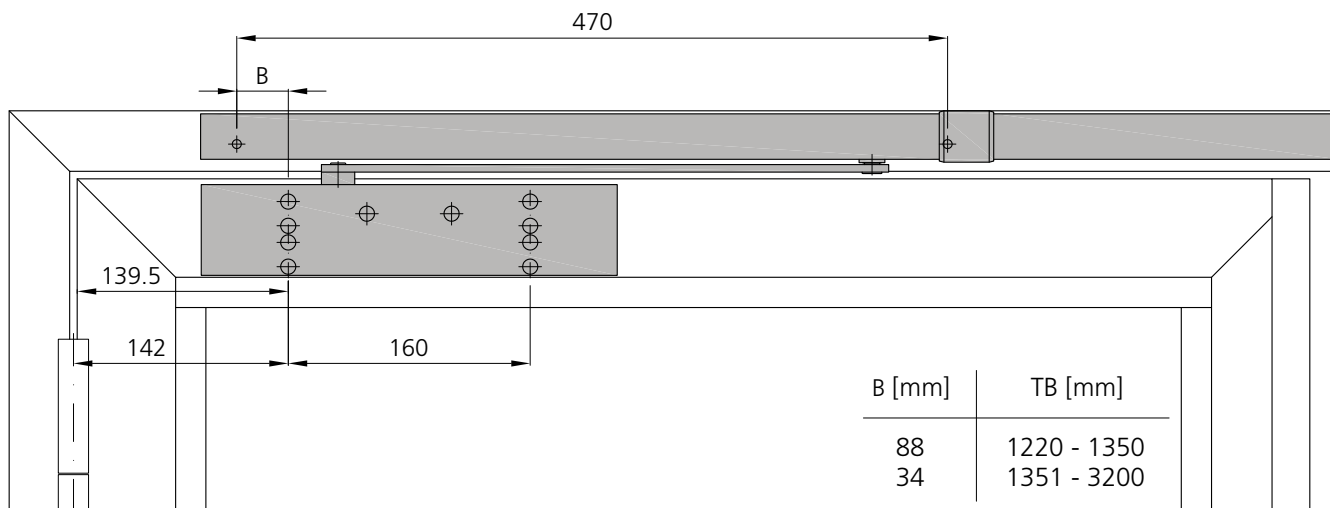
Dorma TS93B G-SR
2 leaf
Hinge side
Standard mounting

[un_ep_0322](#)

DIN rechts
DIN droite
DIN right



Ansicht von Innen / Élévation de l'intérieur / View from inside



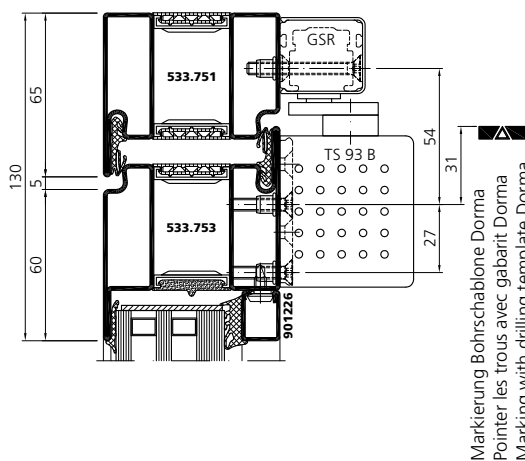
Standflügel / Vantail semi-fixe / Fixed leaf
FRM min. 400mm



Masse sind gemäss Einbauanleitung Dorma zu prüfen!

Contrôler les dimensions selon les instructions de montage Dorma!

Dimensions have to be verified according to Dorma's assembly instructions!



Markierung Bohrschablone Dorma
Pointer les trous avec gabarit Dorma
Marking with drilling template Dorma

Verarbeitung Beschläge Tür
 Mise en œuvre quincaillerie portes
 Assembly door fittings

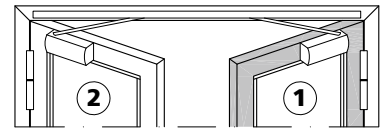
Dorma TS93B G-SR
2 flügelig
Bandseite
Normalmontage

Dorma TS93B G-SR
2 vantaux
Coté paumelles
Montage standard

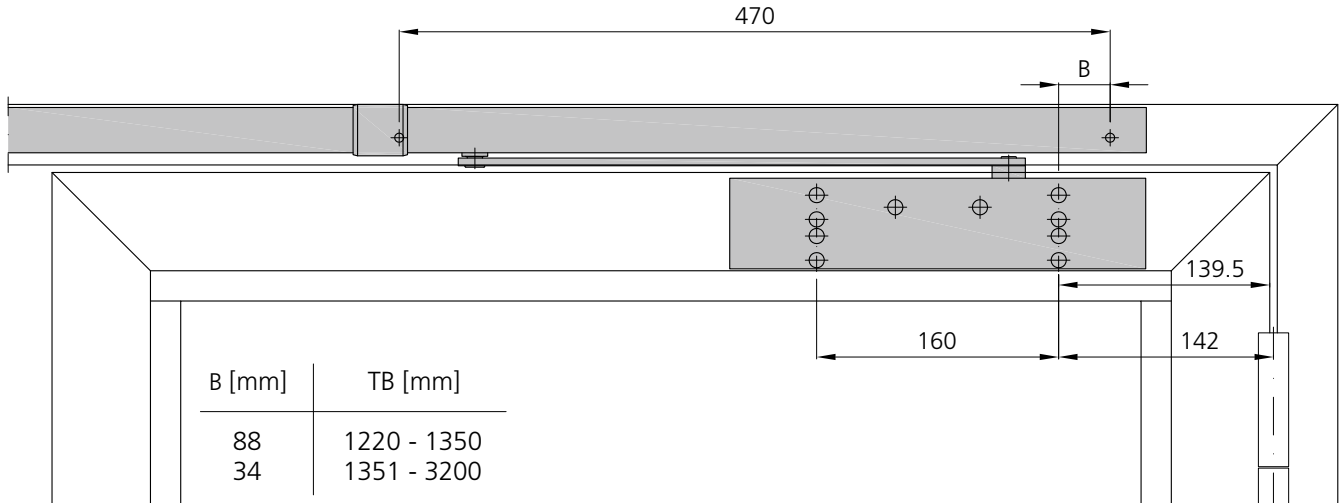
Dorma TS93B G-SR
2 leaf
Hinge side
Standard mounting

[un_ep_0322](#)

DIN rechts
DIN droite
DIN right




Ansicht von Innen / Élévation de l'intérieur / View from inside



Gangflügel / Vantail de service / Opening leaf

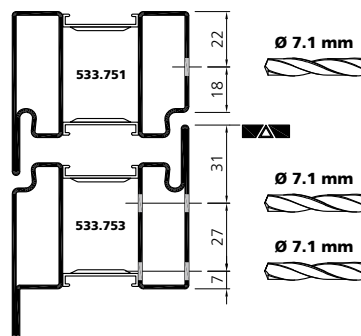
FRM min. 620 mm



Masse sind gemäss Einbauanleitung Dorma zu prüfen!

Contrôler les dimensions selon les instructions de montage Dorma!

Dimensions have to be verified according to Dorma's assembly instructions!



Verarbeitung Beschläge Tür
 Mise en œuvre quincaillerie portes
 Assembly door fittings

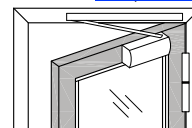
GEZE TS 5000
1 flügelig
Bandseite
Normalmontage

GEZE TS 5000
1 vantail
Coté paumelles
Montage standard

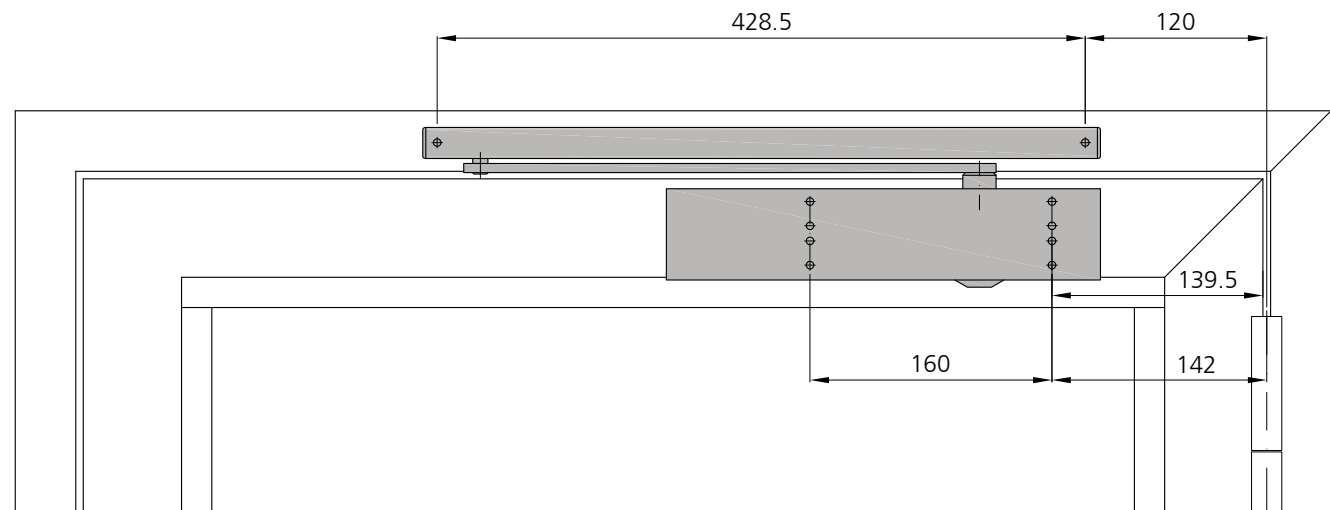
GEZE TS 5000
1 leaf
Hinge side
Standard mounting

[un_ep_0323](#)

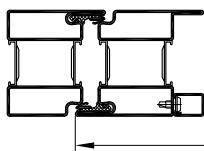
DIN rechts
DIN droite
DIN right



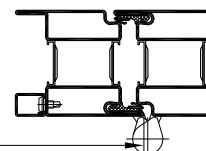
Ansicht von Innen / Élévation de l'intérieureur / View from inside



Flügel / Vantail / Leaf
FRM min. 620mm



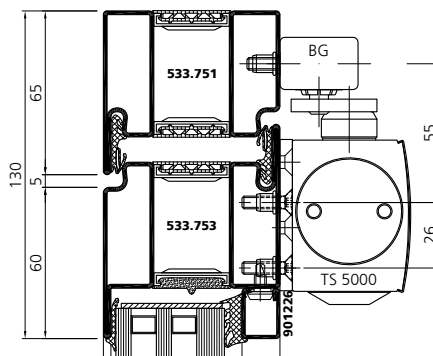
FRM



Masse sind gemäss Einbauanleitung GEZE zu prüfen!

Contrôler les dimensions selon les instructions de montage GEZE!

Dimensions have to be verified according to GEZE's assembly instructions!



Markierung Bohrschablone GEZE
 Pointer les trous avec gabarit GEZE
 Marking with drilling template GEZE

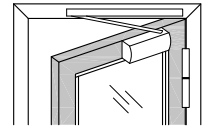
GEZE TS 5000
1 flügelig
Bandseite
Normalmontage

GEZE TS 5000
1 vantail
Coté paumelles
Montage standard

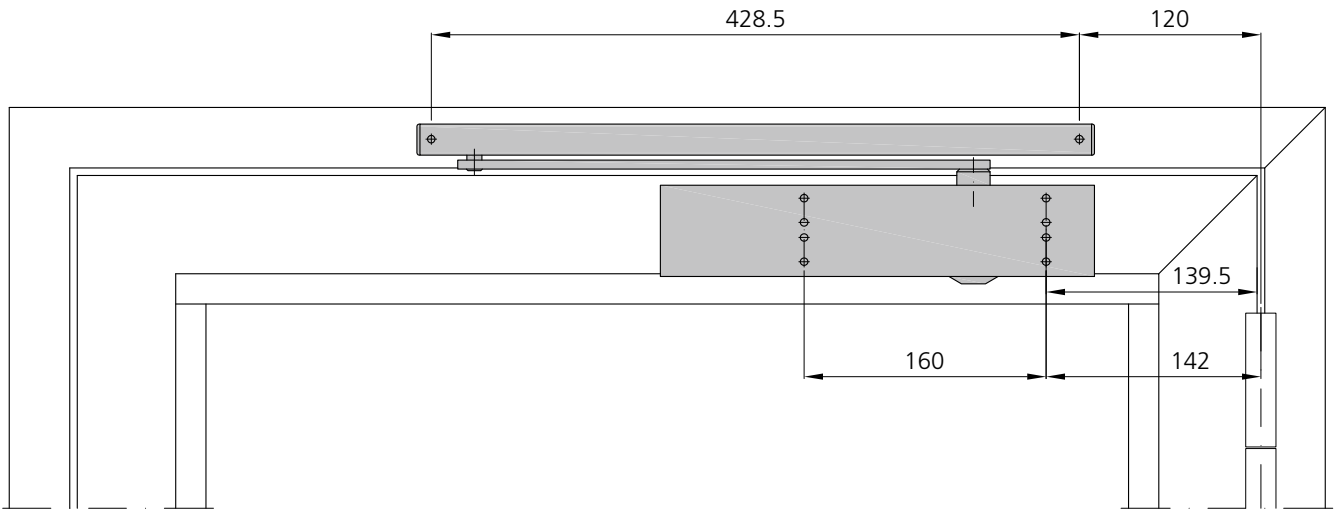
GEZE TS 5000
1 leaf
Hinge side
Standard mounting

[un_ep_0323](#)

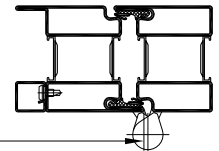
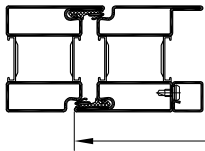
DIN rechts
DIN droite
DIN right



Ansicht von Innen / Élévation de l'intérieur / View from inside



Flügel / Vantail / Leaf
FRM min. 620 mm

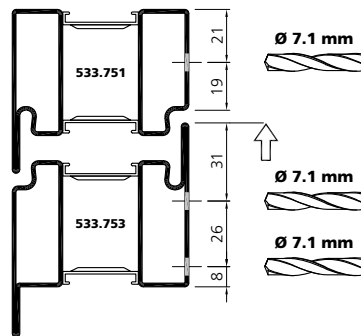


FRM

Masse sind gemäss Einbauanleitung GEZE zu prüfen!

Contrôler les dimensions selon les instructions de montage GEZE!

Dimensions have to be verified according to GEZE's assembly instructions!



Verarbeitung Beschläge Tür
 Mise en œuvre quincaillerie portes
 Assembly door fittings

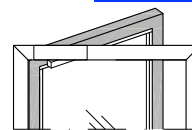
GEZE TS 5000
1 flügelig
Gegenbandseite
Kopfmontage

GEZE TS 5000
1 vantail
Coté opposé aux paumelles
Montage renversé

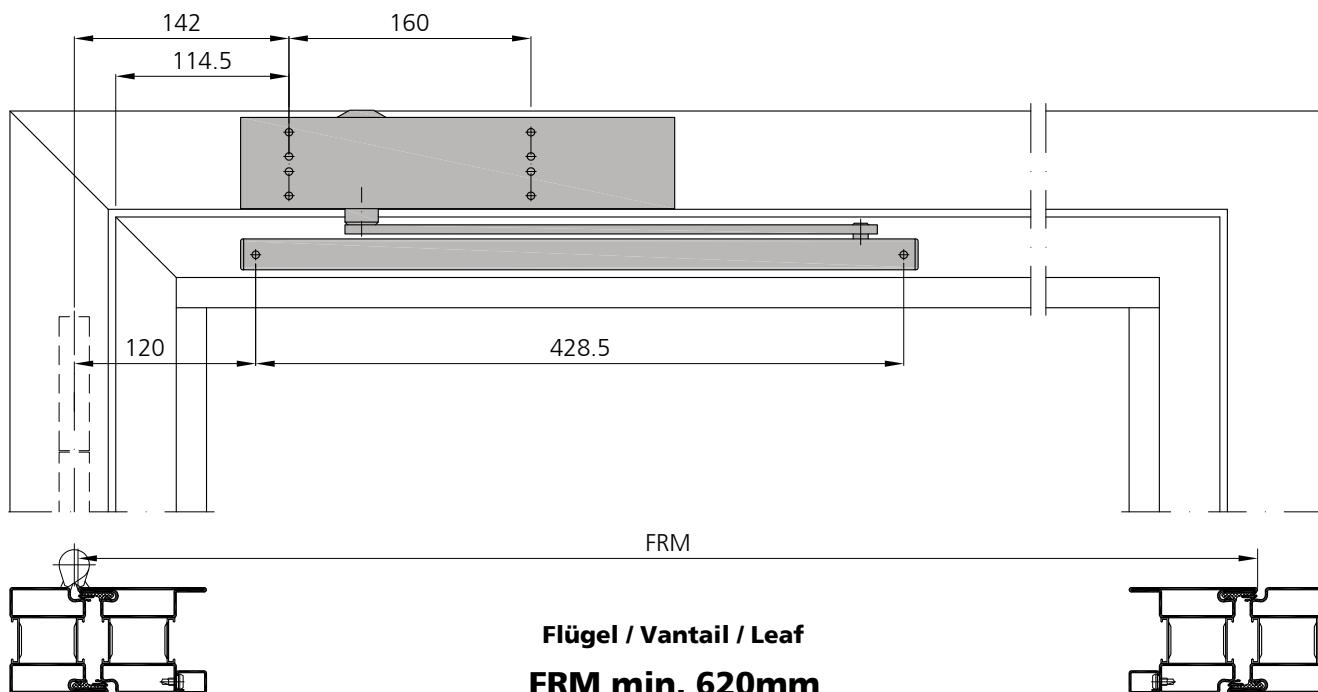
GEZE TS 5000
1 leaf
Opposite hinge side
Head mounting

[un_ep_0324](#)

DIN rechts
DIN droite
DIN right



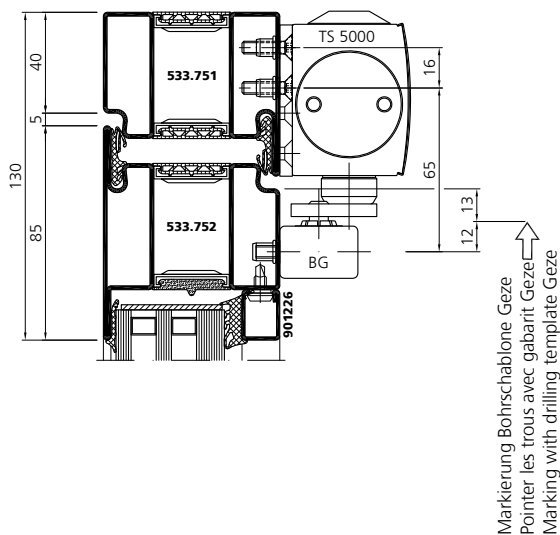
Ansicht von Innen / Élévation de l'intérieur / View from inside



Masse sind gemäss Einbauanleitung GEZE zu prüfen!

Contrôler les dimensions selon les instructions de montage GEZE!

Dimensions have to be verified according to GEZE's assembly instructions!



Verarbeitung Beschläge Tür
 Mise en œuvre quincaillerie portes
 Assembly door fittings

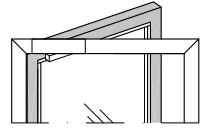
GEZE TS 5000
1 flügelig
Gegenbandseite
Kopfmontage

GEZE TS 5000
1 vantail
Coté opposé aux paumelles
Montage renversé

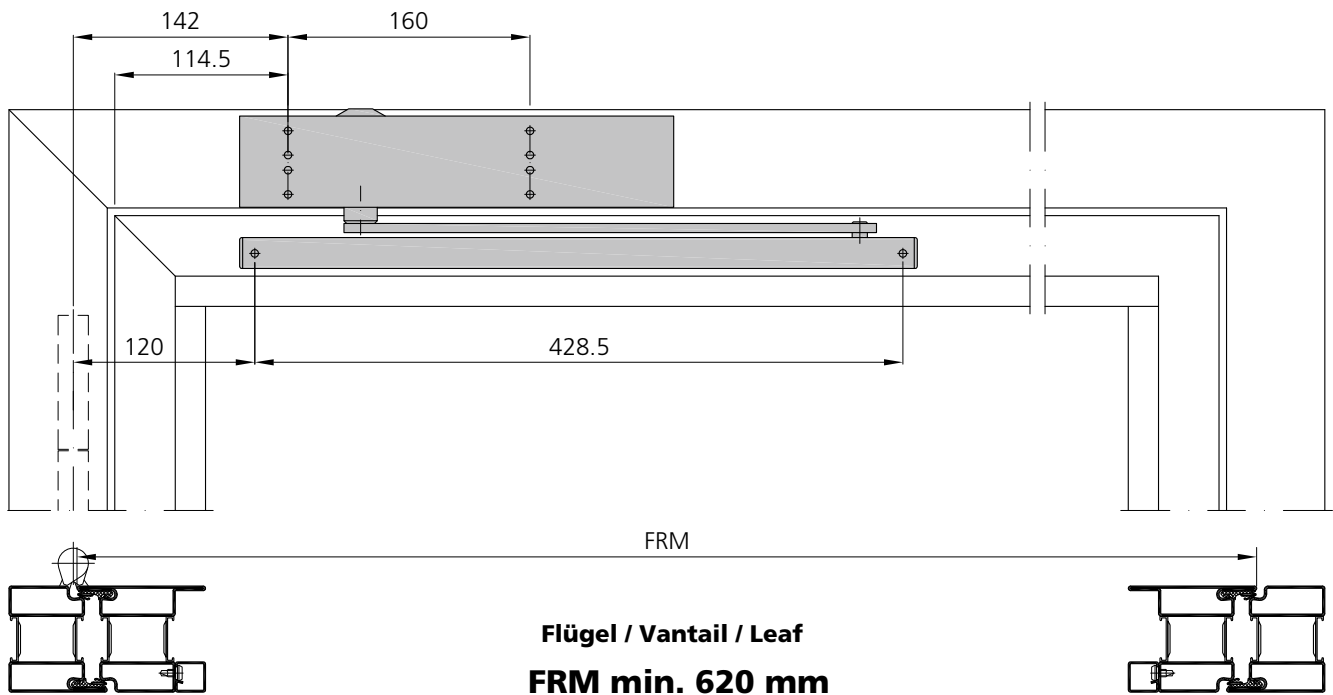
GEZE TS 5000
1 leaf
Opposite hinge side
Head mounting

[un_ep_0324](#)

DIN rechts
DIN droite
DIN right



Ansicht von Innen / Élévation de l'intérieur / View from inside

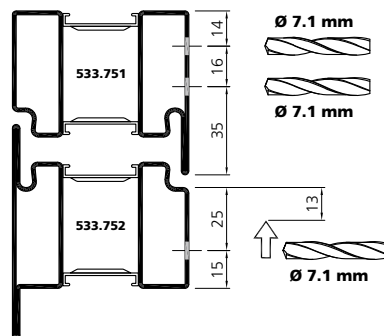


Verarbeitung Beschläge Tür
 Mise en œuvre quincaillerie portes
 Assembly door fittings

Masse sind gemäss Einbauanleitung GEZE zu prüfen!

Contrôler les dimensions selon les instructions de montage GEZE!

Dimensions have to be verified according to GEZE's assembly instructions!



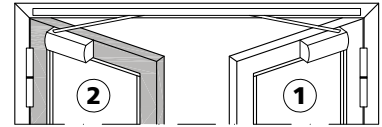
GEZE TS 5000 ISM
2 flügelig
Bandseite
Normalmontage

GEZE TS 5000 ISM
2 vantaux
Coté paumelles
Montage standard

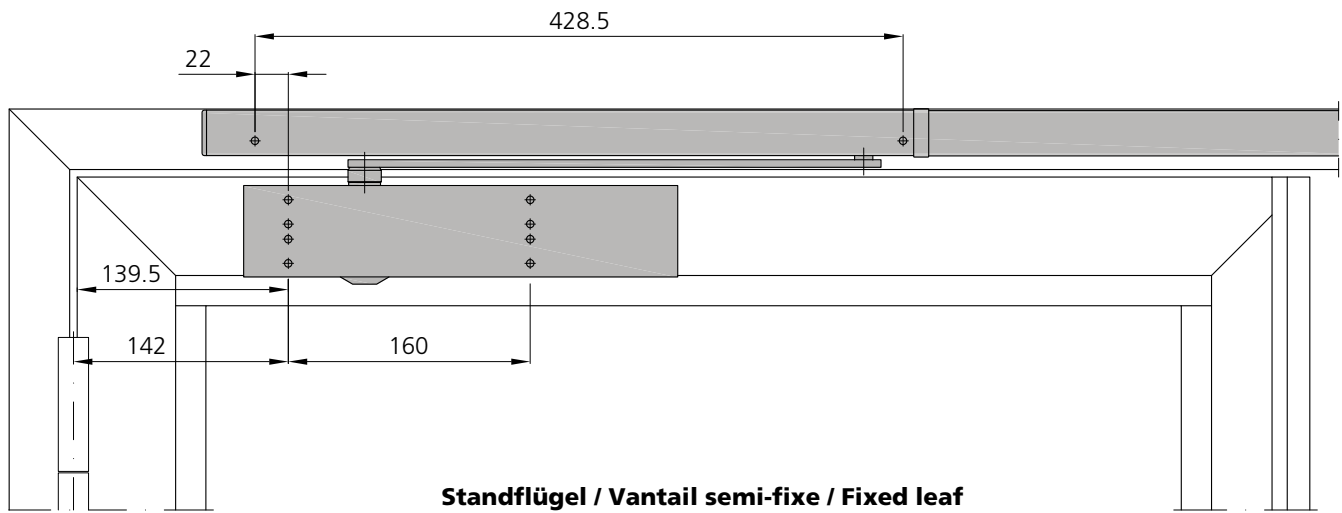
GEZE TS 5000 ISM
2 leaf
Hinge side
Standard mounting

[un_ep_0325](#)

DIN rechts
DIN droite
DIN right

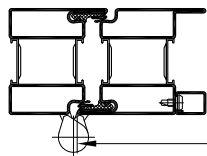


Ansicht von Innen / Élévation de l'intérieur / View from inside

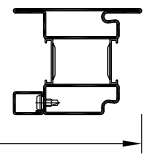


Standflügel / Vantail semi-fixe / Fixed leaf

FRM > 400mm



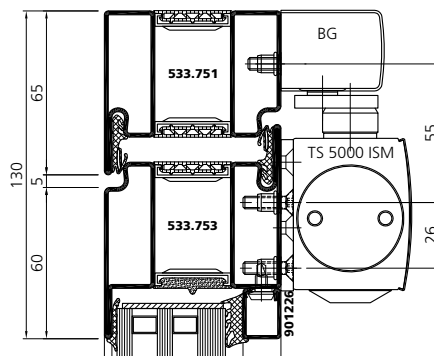
FRM



Masse sind gemäss Einbauanleitung GEZE zu prüfen!

Contrôler les dimensions selon les instructions de montage GEZE!

Dimensions have to be verified according to GEZE's assembly instructions!



Markierung Bohrschablone GEZE
 Pointer les trous avec gabarit GEZE
 Marking with drilling template GEZE

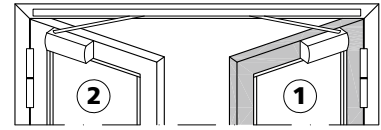
GEZE TS 5000 ISM
2 flügelig
Bandseite
Normalmontage

GEZE TS 5000 ISM
2 vantaux
Coté paumelles
Montage standard

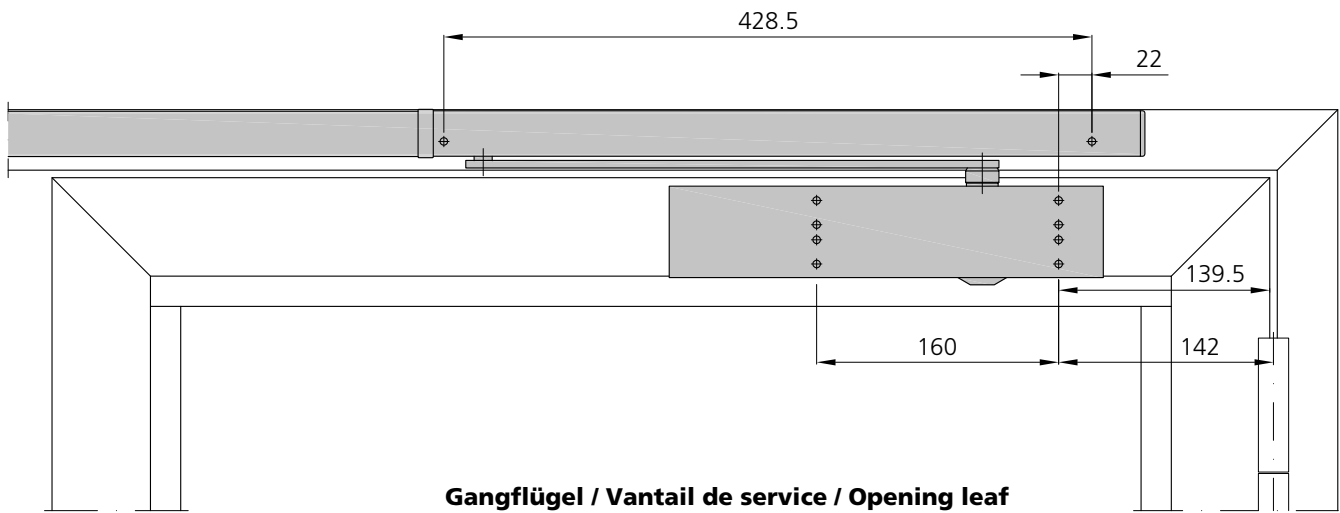
GEZE TS 5000 ISM
2 leaf
Hinge side
Standard mounting

[un_ep_0325](#)

DIN rechts
DIN droite
DIN right




Ansicht von Innen / Élévation de l'intérieur / View from inside



Gangflügel / Vantail de service / Opening leaf

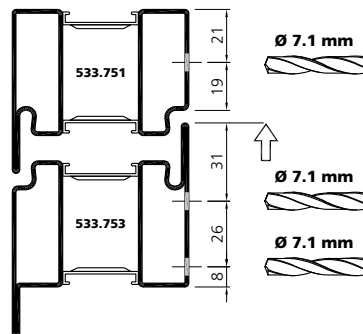
FRM > 620 mm



Masse sind gemäss Einbauanleitung GEZE zu prüfen!

Contrôler les dimensions selon les instructions de montage GEZE!

Dimensions have to be verified according to GEZE's assembly instructions!



Verarbeitung Beschläge Tür
 Mise en œuvre quincaillerie portes
 Assembly door fittings

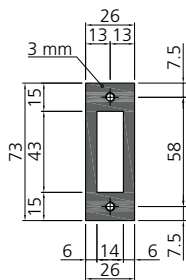
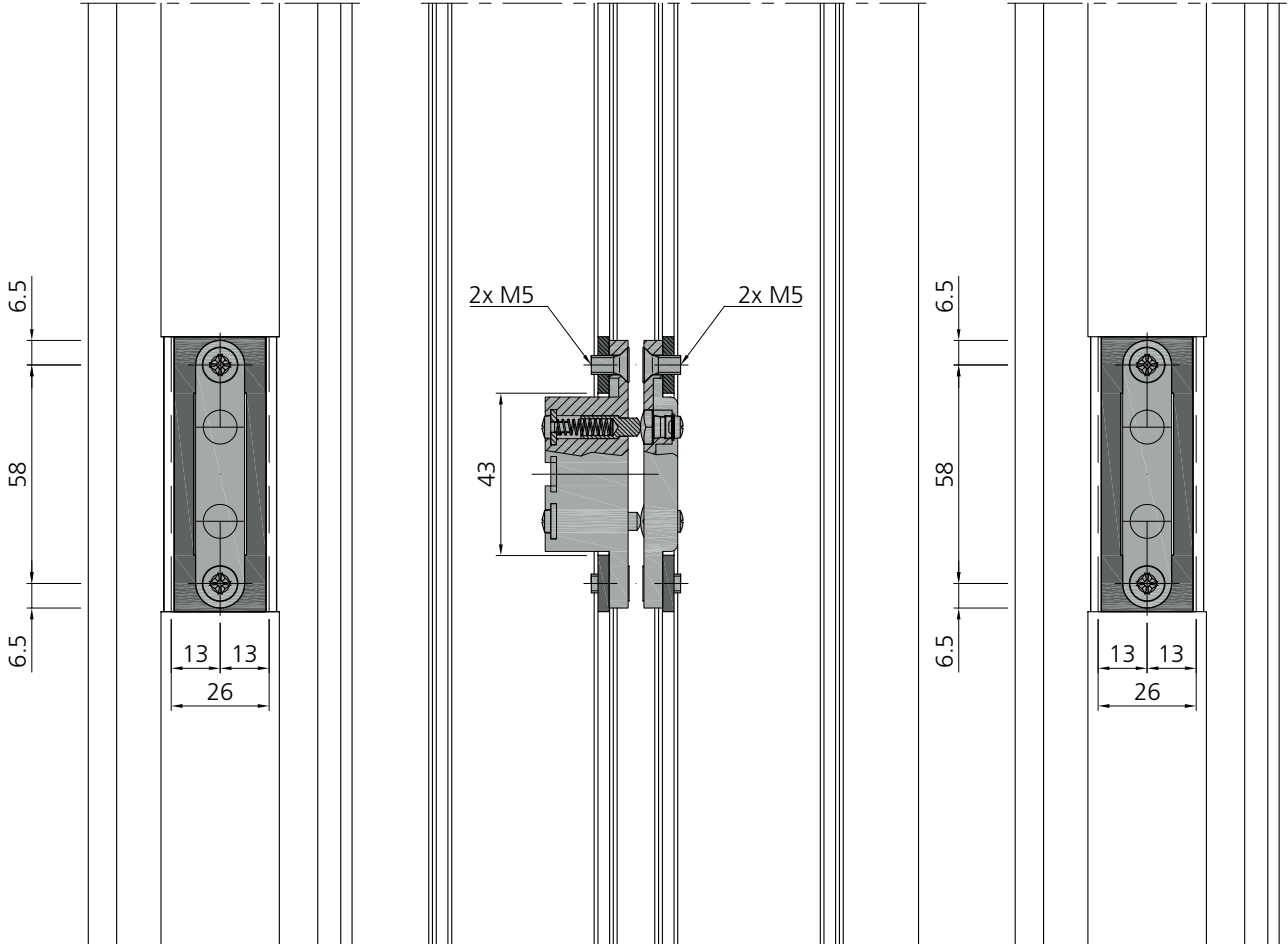
Stromübertrager
effeff 10305

Conducteur de courant
effeff 10305

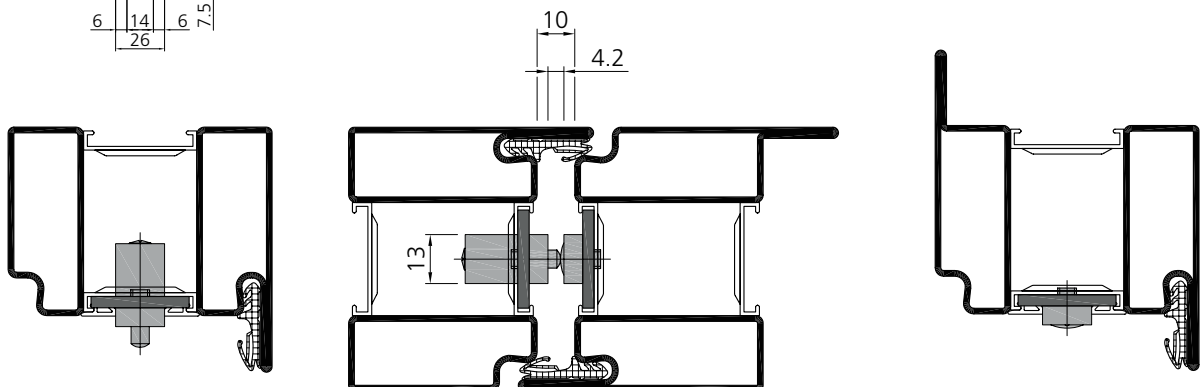
Current transfer
effeff 10305

Rahmen / cadre / frame

Flügel / vantail / leaf



Eigenfertigung
propre confection
in-house production



Verarbeitung Beschläge Tür
Mise en œuvre quincaillerie portes
Assembly door fittings

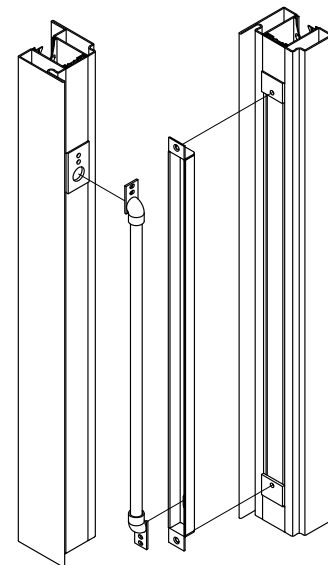
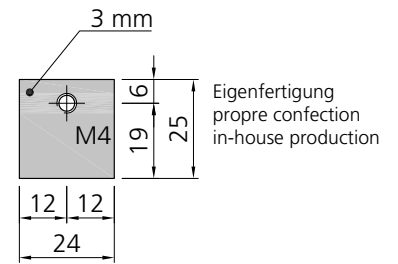
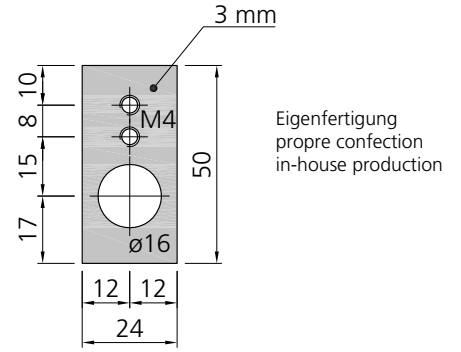
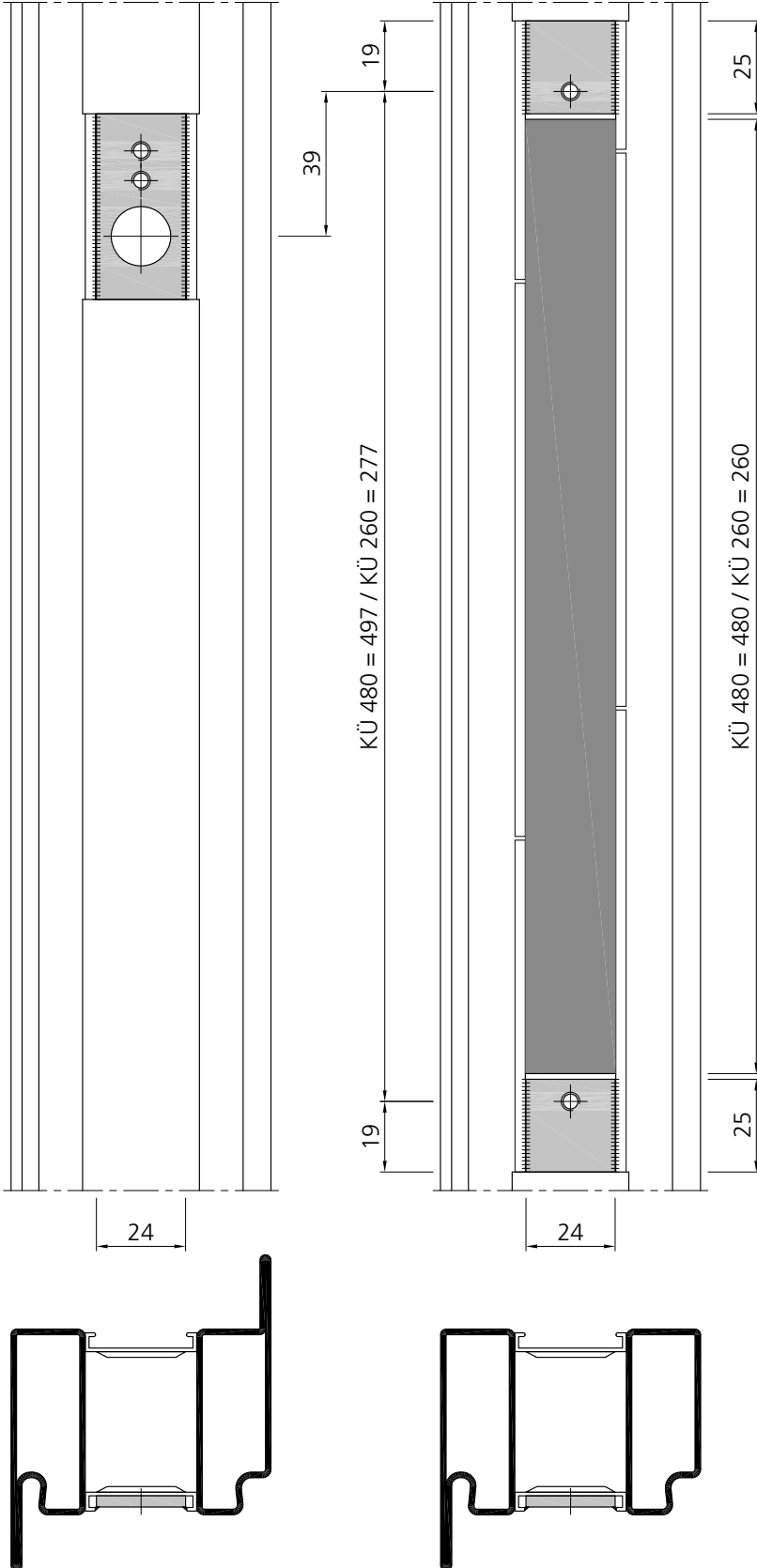
Kabelübergang
Dorma KÜ-480 / KÜ-260

Passe-câble
Dorma KÜ-480 / KÜ-260

Cable crossing
Dorma KÜ-480 / KÜ-260

Flügel / vantail / leaf

Rahmen / cadre / frame



Verarbeitung Beschläge Tür
 Mise en œuvre quincaillerie portes
 Assembly door fittings

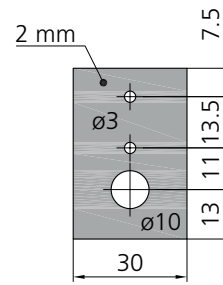
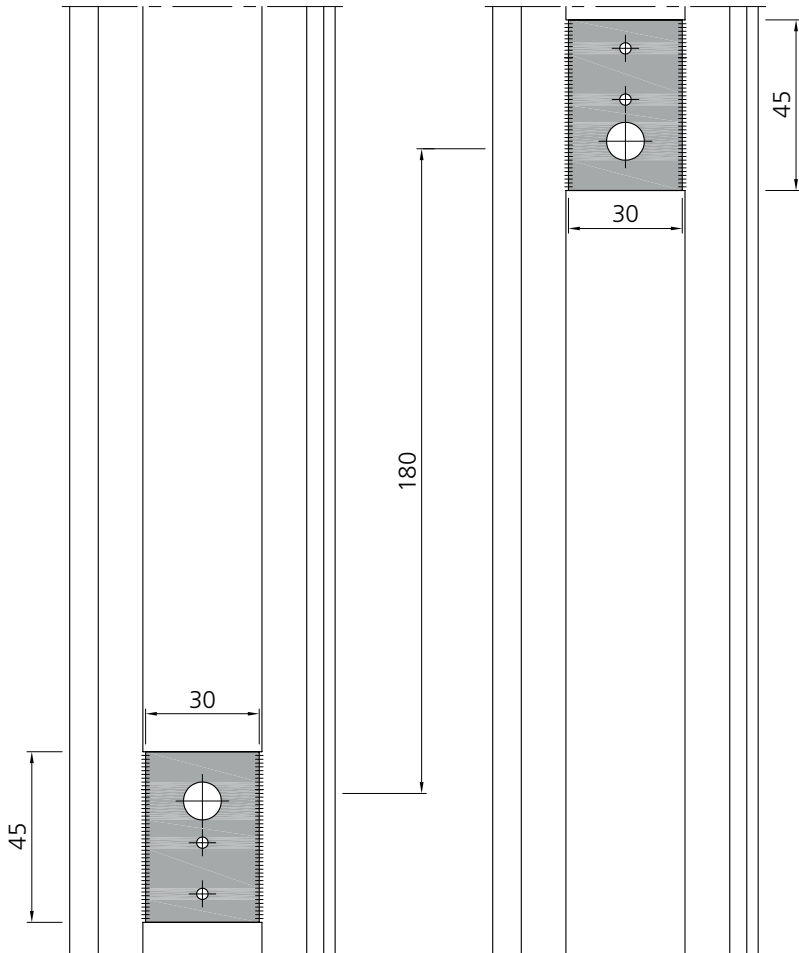
Stromübertrager
Haumann KÜ-180

Conducteur de courant
Haumann KÜ-180

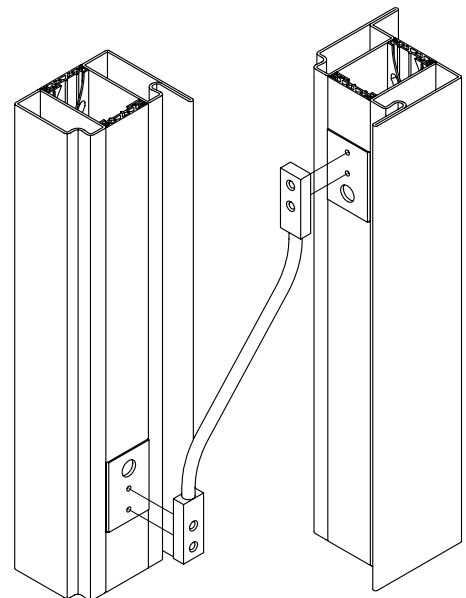
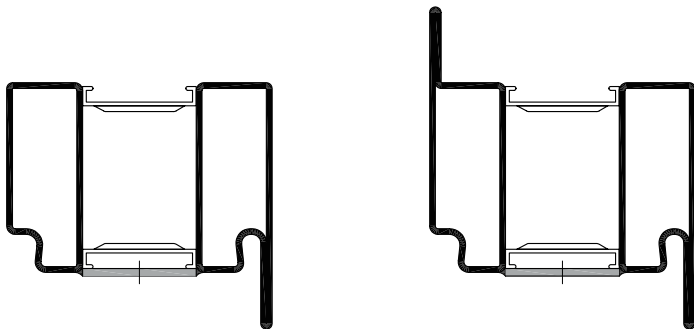
Current transfer
Haumann KÜ-180

Rahmen / cadre / frame

Flügel / vantail / leaf



Eigenfertigung
propre confection
in-house production

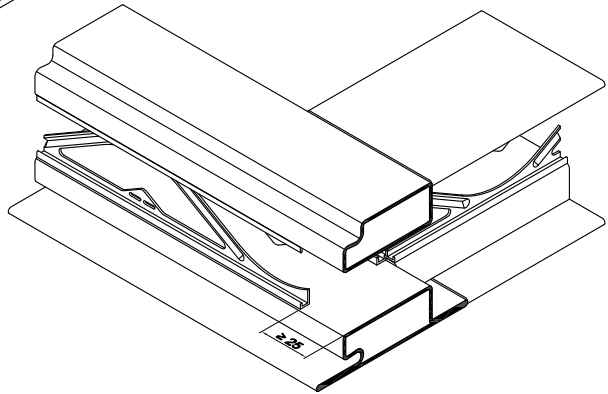
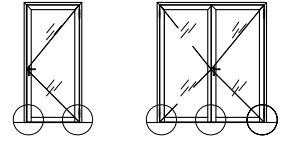
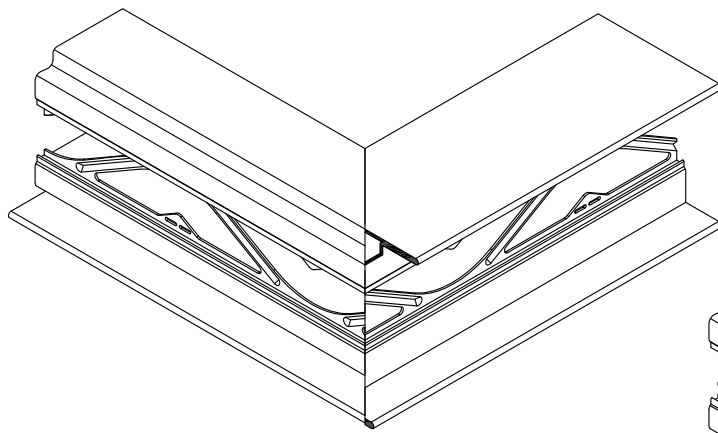


Verarbeitung Beschläge Tür
Mise en œuvre quincaillerie portes
Assembly door fittings

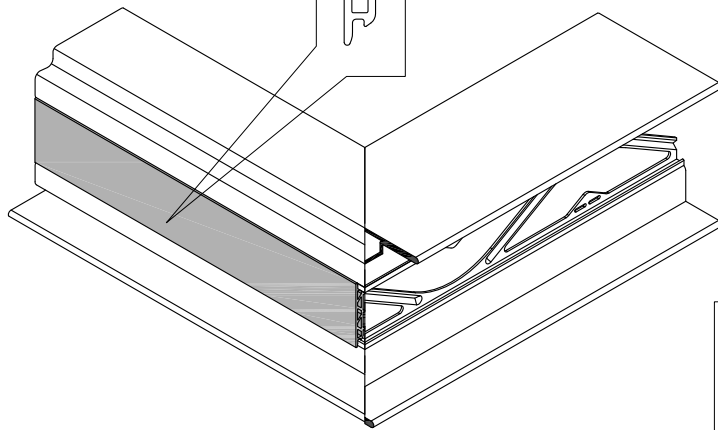
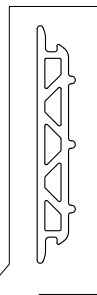
**Falzabdeckung
Sockel**

**Recouvrement de feuillure
Socle**

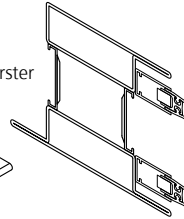
**Rebate cover
Bottom rail**



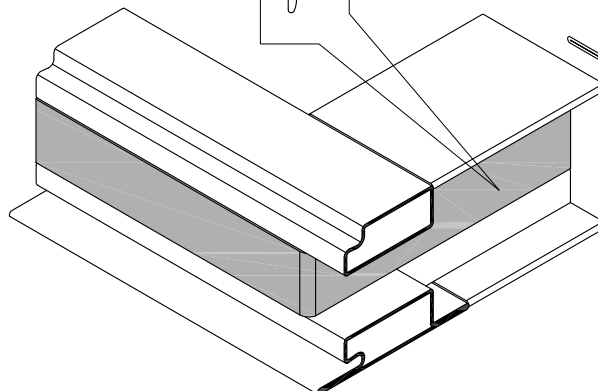
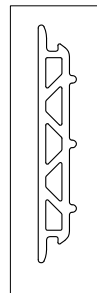
985704



forster

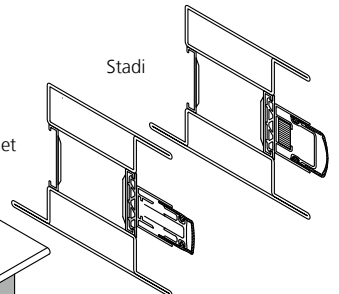


985704



Planet

Stadi

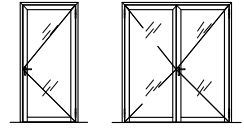
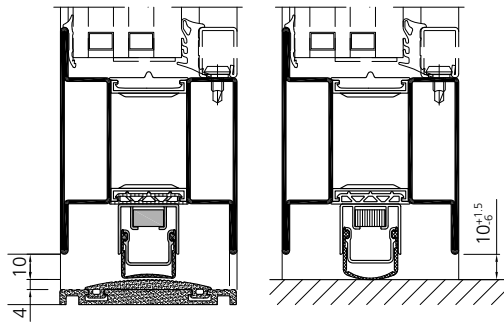


Verarbeitung Zubehör
Mise en œuvre accessoires
Assembly accessories

**Einbau Dichtkeilset
955002 / 955003**

**Kit pièce d'étanchéité
955002 / 955003**

**Mounting set of sealing
wedges 955002 / 955003**

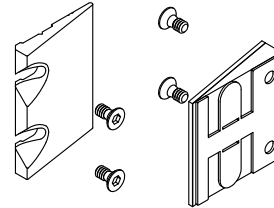


Dichtkeilset 1-flügelige Tür
Kit joints d'angle pour porte
à 1 vantail
Seal-wedge set for 1 leaf door

955002*

Dichtkeilset 2-flügelige Tür
Kit joints d'angle pour porte
à 2 vantaux
Seal-wedge set for 2 leaved door

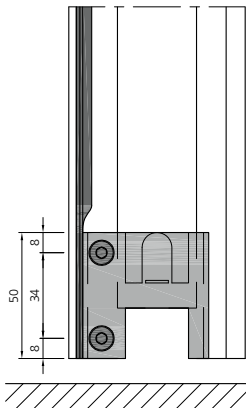
955003*



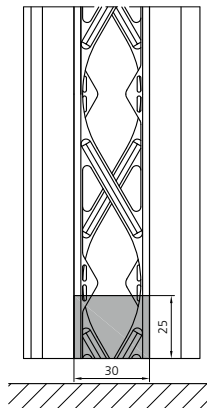
* wahlweise
au choix
optionally



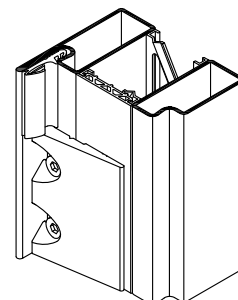
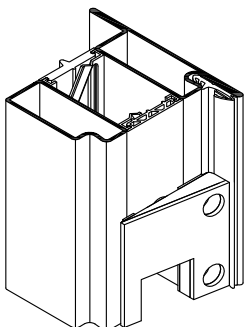
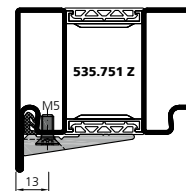
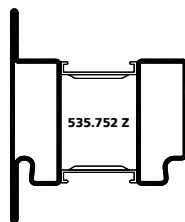
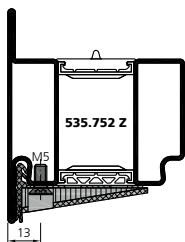
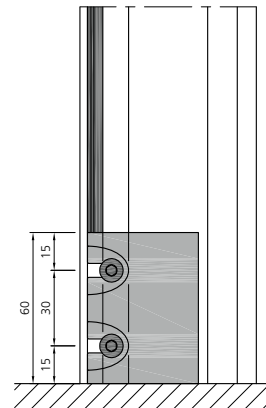
Flügel / Vantail / Leaf



Flügel / Vantail / Leaf



Rahmen / Cadre / Frame



Verarbeitung Zubehör
Mise en œuvre accessoires
Assembly accessories

**Senkdichtung
Einsatzvarianten**

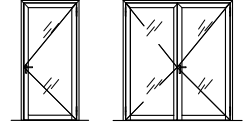
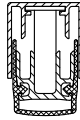
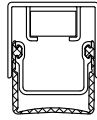
**Joint de seuil automatique
Variantes d'application**

**Automatic drop seal
Application variant**

Senkdichtung
Joint de seuil automatique
Automatic drop seal

Athmer Stadi
Typ L24/20 WS

Planet
Typ MF



**E/EW30
(Brandschutz)**

**E/EW30
(Coupe-feu)**

**E/EW30
(Fire resistance)**

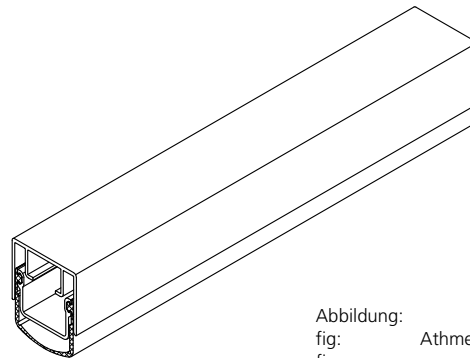
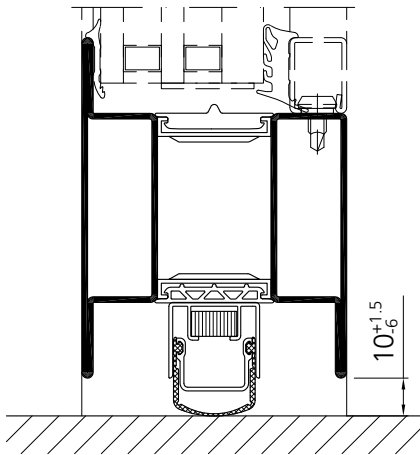
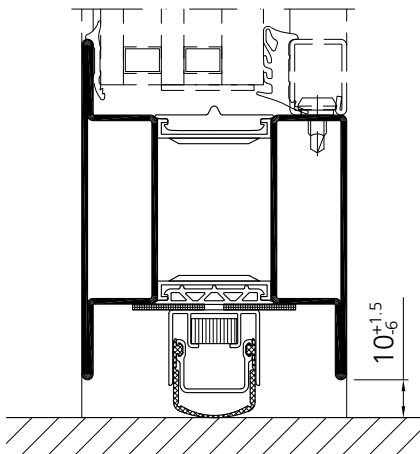


Abbildung:
fig: Athmer Stadi Typ L24/20 WS
fig:

**E/EW30 + S_a / S₂₀₀
(Brandschutz + Rauchschutz)**

**E/EW 30 + S_a / S₂₀₀
(Coupe feu + pare-fumée)**

**E/EW 30 + S_a / S₂₀₀
(Fire resistance + Smoke control)**



Falzdichtband
Ruban d'étanchéité de feuillure
Rebate sealing tape
19 x 1.5 mm
988051

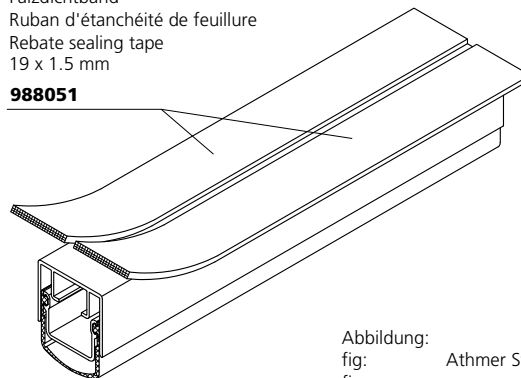


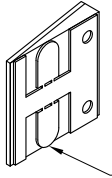
Abbildung:
fig: Athmer Stadi Typ L24/20 WS
fig:

Verarbeitung Zubehör
Mise en œuvre accessoires
Assembly accessories

**Senkdichtung
Athmer Stadi Typ L 24/20
WS
1-flügelig**

**Joint de seuil automatique
Athmer Stadi Type L 24/20 WS
1 vantail**

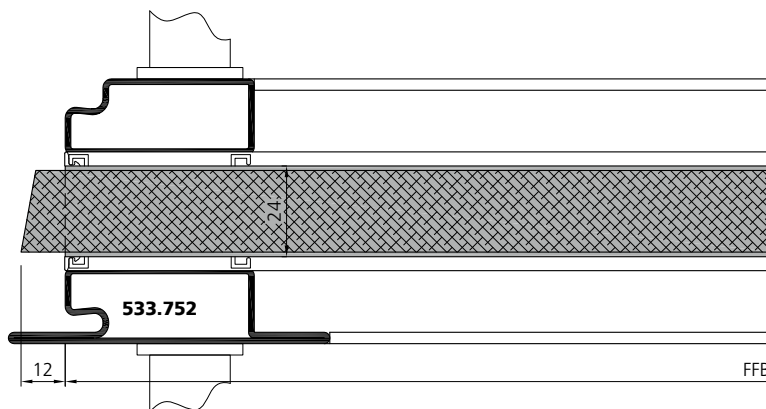
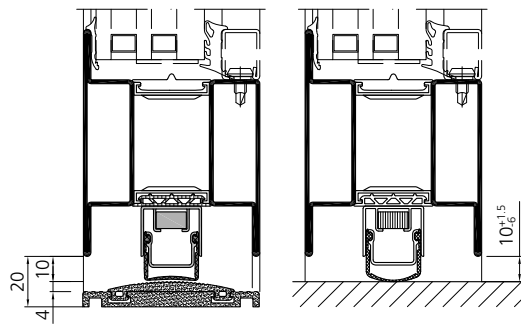
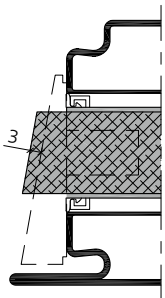
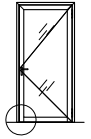
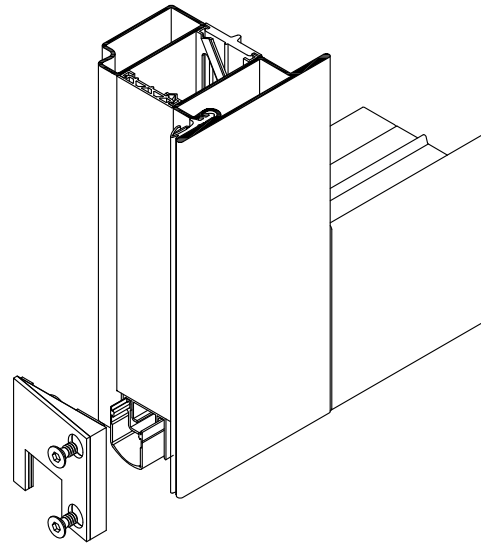
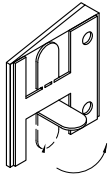
**Automatic drop seal
Athmer Stadi Type L 24/20 WS
1 leaf**



Anmerkung:
Zuerst den Kunststoff mit dem
Cutter einschneiden und Lasche lösen.

Remarque:
Entailler d'abord le plastic avec un cutter
et détacher la languette

Note:
At first, cut the plastic with a cutter
and remove the flap

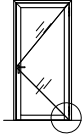
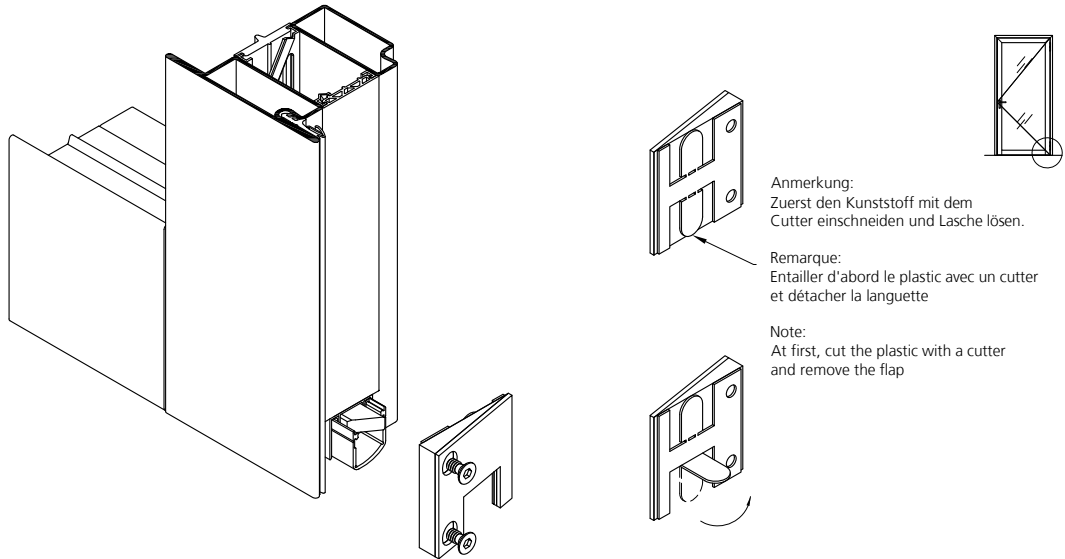


Verarbeitung Zubehör
Mise en œuvre accessoires
Assembly accessories

**Senkdichtung
Athmer Stadi Typ L 24/20
WS
1-flügelig**

**Joint de seuil automatique
Athmer Stadi Type L 24/20 WS
1 vantail**

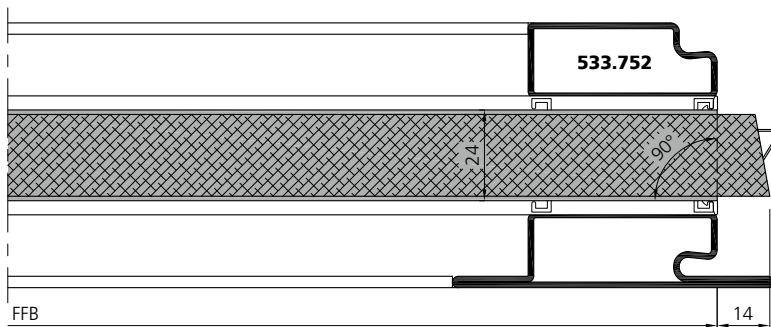
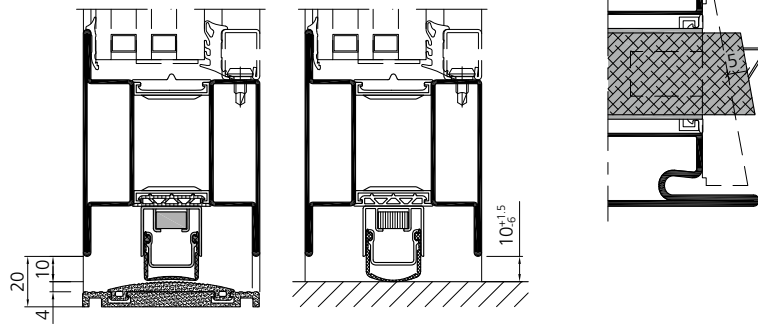
**Automatic drop seal
Athmer Stadi Type L 24/20 WS
1 leaf**



Anmerkung:
Zuerst den Kunststoff mit dem
Cutter einschneiden und Lasche lösen.

Remarque:
Entailler d'abord le plastic avec un cutter
et détacher la languette

Note:
At first, cut the plastic with a cutter
and remove the flap

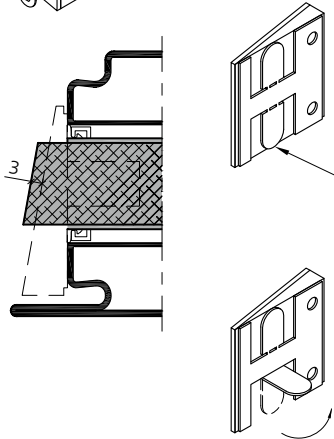
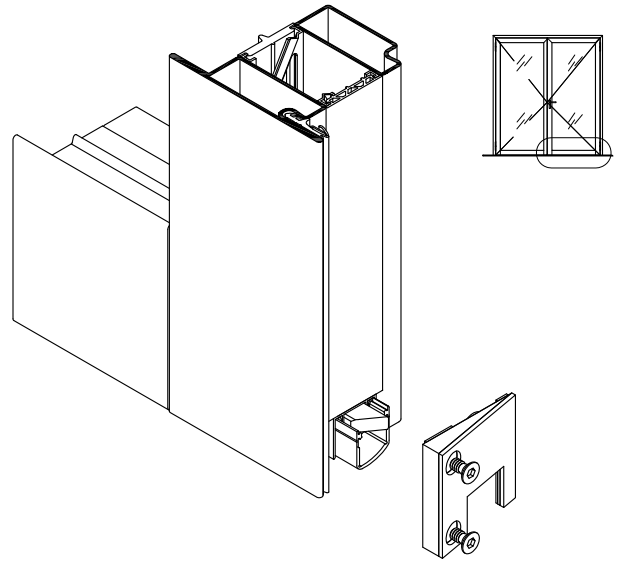
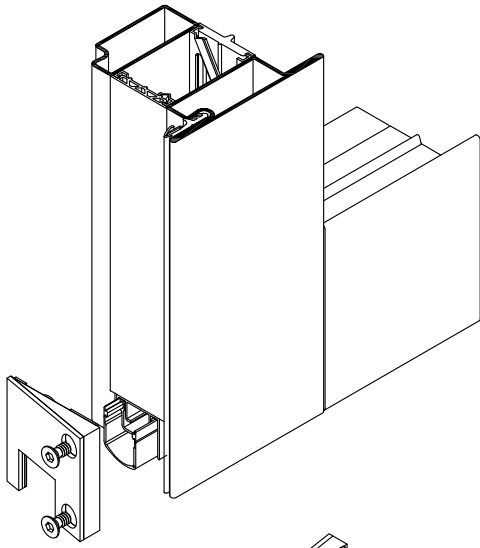


Verarbeitung Zubehör
Mise en œuvre accessoires
Assembly accessories

**Senkdichtung
Athmer Stadi Typ L 24/20
WS
2-flügelig**

**Joint de seuil automatique
Athmer Stadi Type L 24/20 WS
2 vantaux**

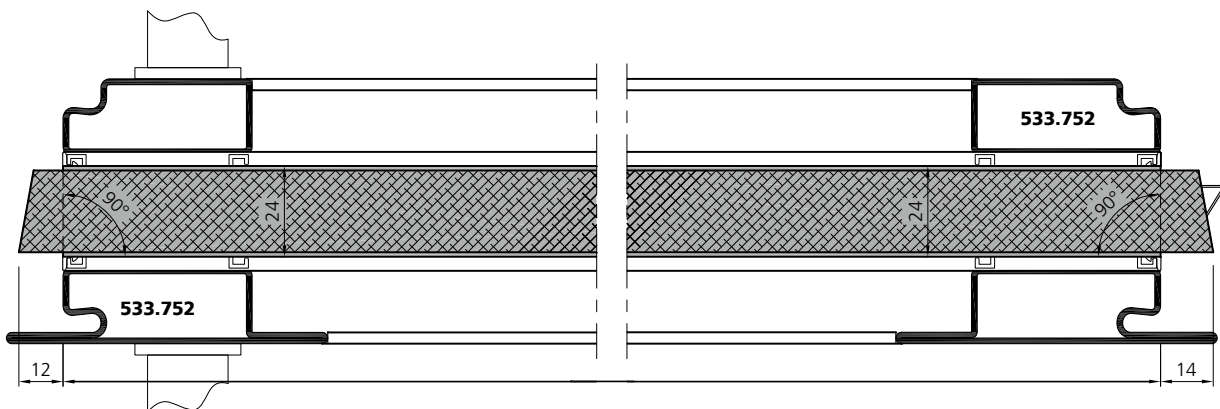
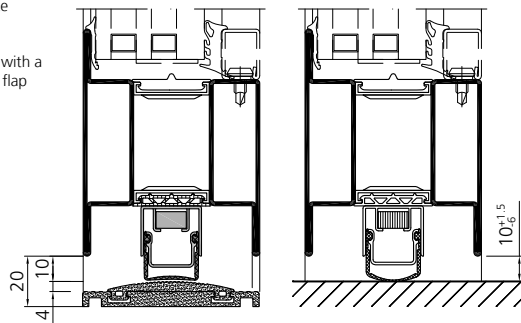
**Automatic drop seal
Athmer Stadi Type L 24/20 WS
2 leaf**



Anmerkung:
Zuerst den Kunststoff mit dem
Cutter einschneiden und Lasche lösen.

Remarque:
Entailler d'abord le plastic avec un cutter
et détacher la languette

Note:
At first, cut the plastic with a
cutter and remove the flap

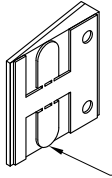


Verarbeitung Zubehör
Mise en œuvre accessoires
Assembly accessories

**Senkdichtung
Typ Planet MF
1-flügelig**

**Joint de seuil automatique
Type Planet MF
1 vantail**

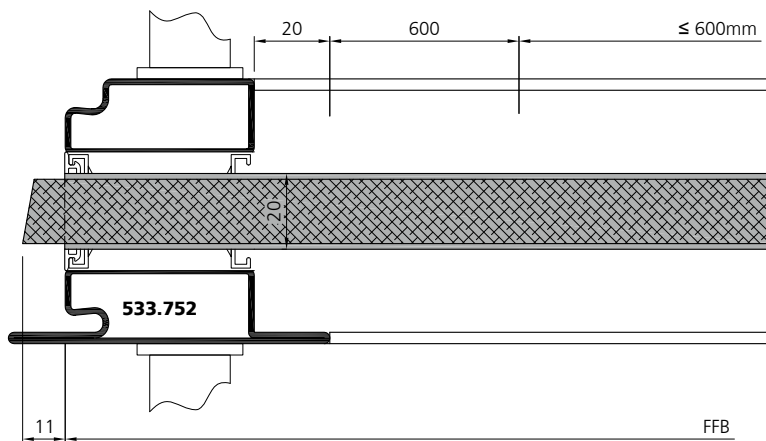
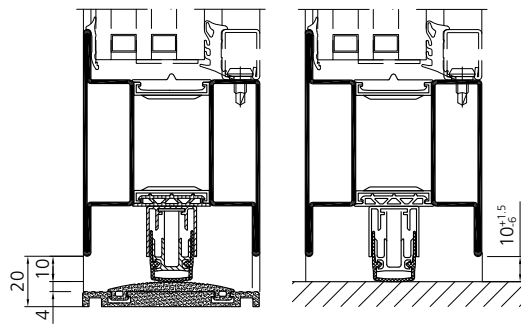
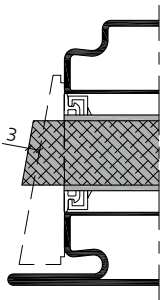
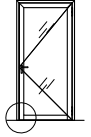
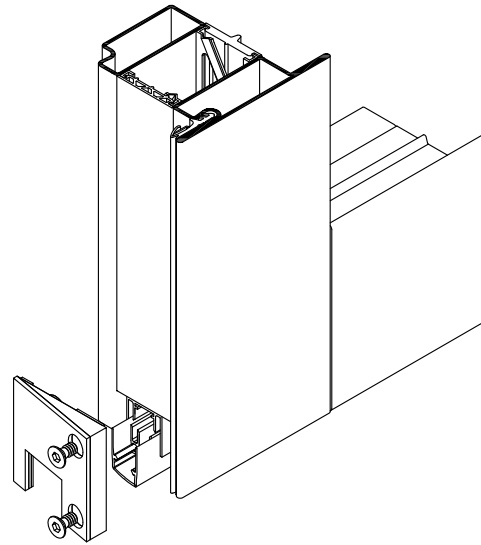
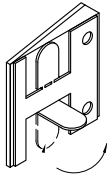
**Automatic drop seal
Type Planet MF
1 leaf**



Anmerkung:
Zuerst den Kunststoff mit dem
Cutter einschneiden und Lasche lösen.

Remarque:
Entailler d'abord le plastic avec un cutter
et détacher la languette

Note:
At first, cut the plastic with a cutter
and remove the flap

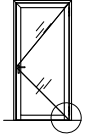
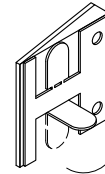
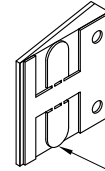
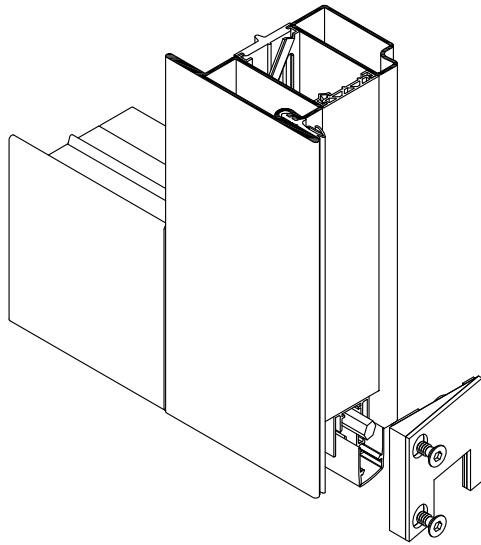


Verarbeitung Zubehör
Mise en œuvre accessoires
Assembly accessories

**Senkdichtung
Typ Planet MF
1-flügelig**

**Joint de seuil automatique
Type Planet MF
1 vantail**

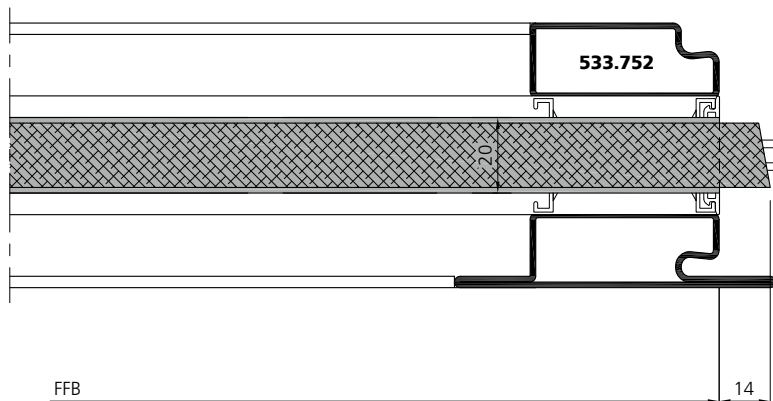
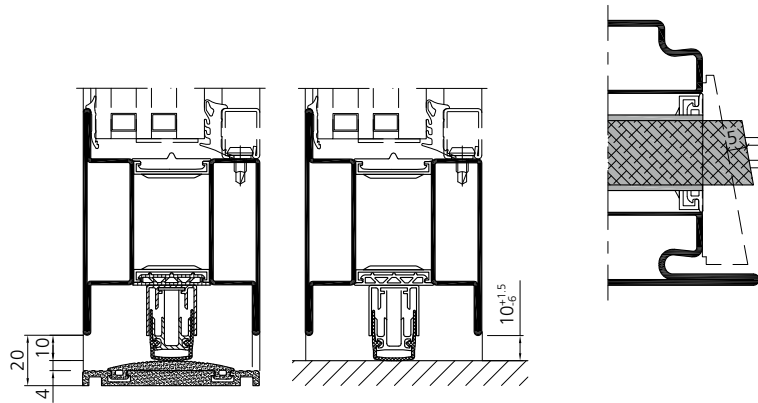
**Automatic drop seal
Type Planet MF
1 leaf**



Anmerkung:
Zuerst den Kunststoff mit dem
Cutter einschneiden und Lasche lösen.

Remarque:
Entailler d'abord le plastic avec un cutter
et détacher la languette

Note:
At first, cut the plastic with a cutter
and remove the flap

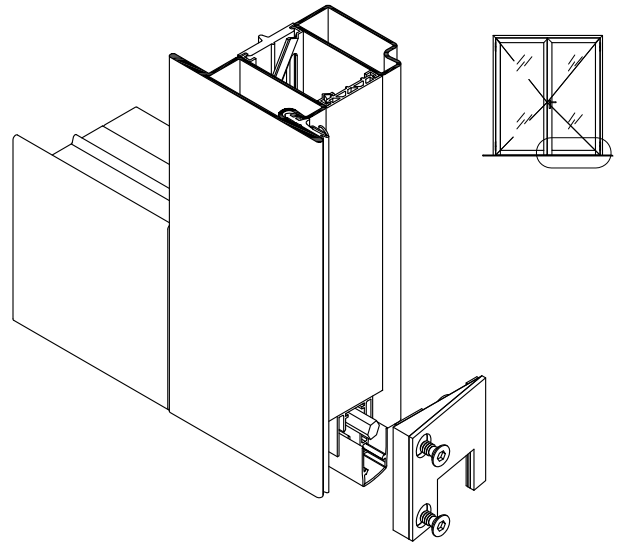
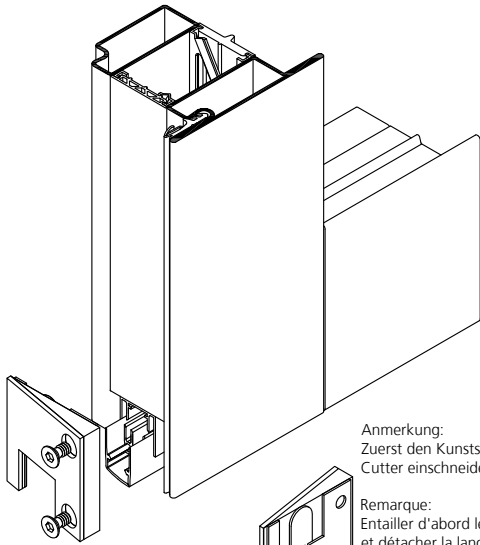


Verarbeitung Zubehör
Mise en œuvre accessoires
Assembly accessories

**Senkdichtung
Typ Planet MF
2-flügelig**

**Joint de seuil automatique
Type Planet MF
2 vantaux**

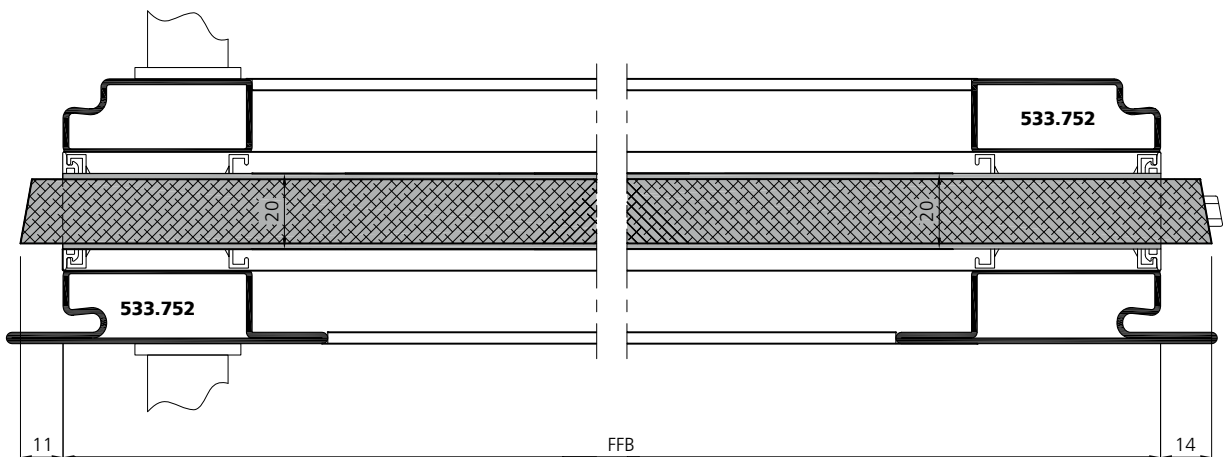
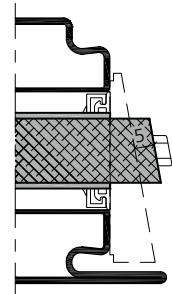
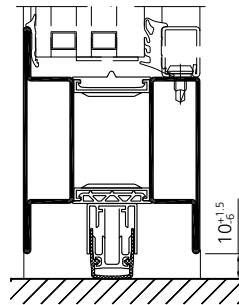
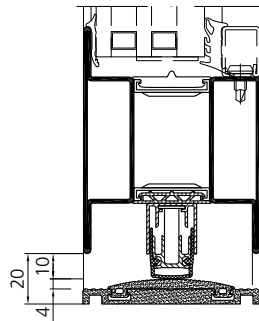
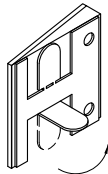
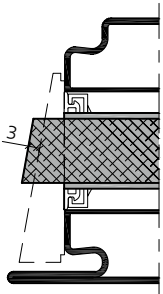
**Automatic drop seal
Type Planet MF
2 leaf**



Anmerkung:
Zuerst den Kunststoff mit dem
Cutter einschneiden und Lasche lösen.

Remarque:
Entailler d'abord le plastic avec un cutter
et détacher la languette

Note:
At first, cut the plastic with a cutter
and remove the flap

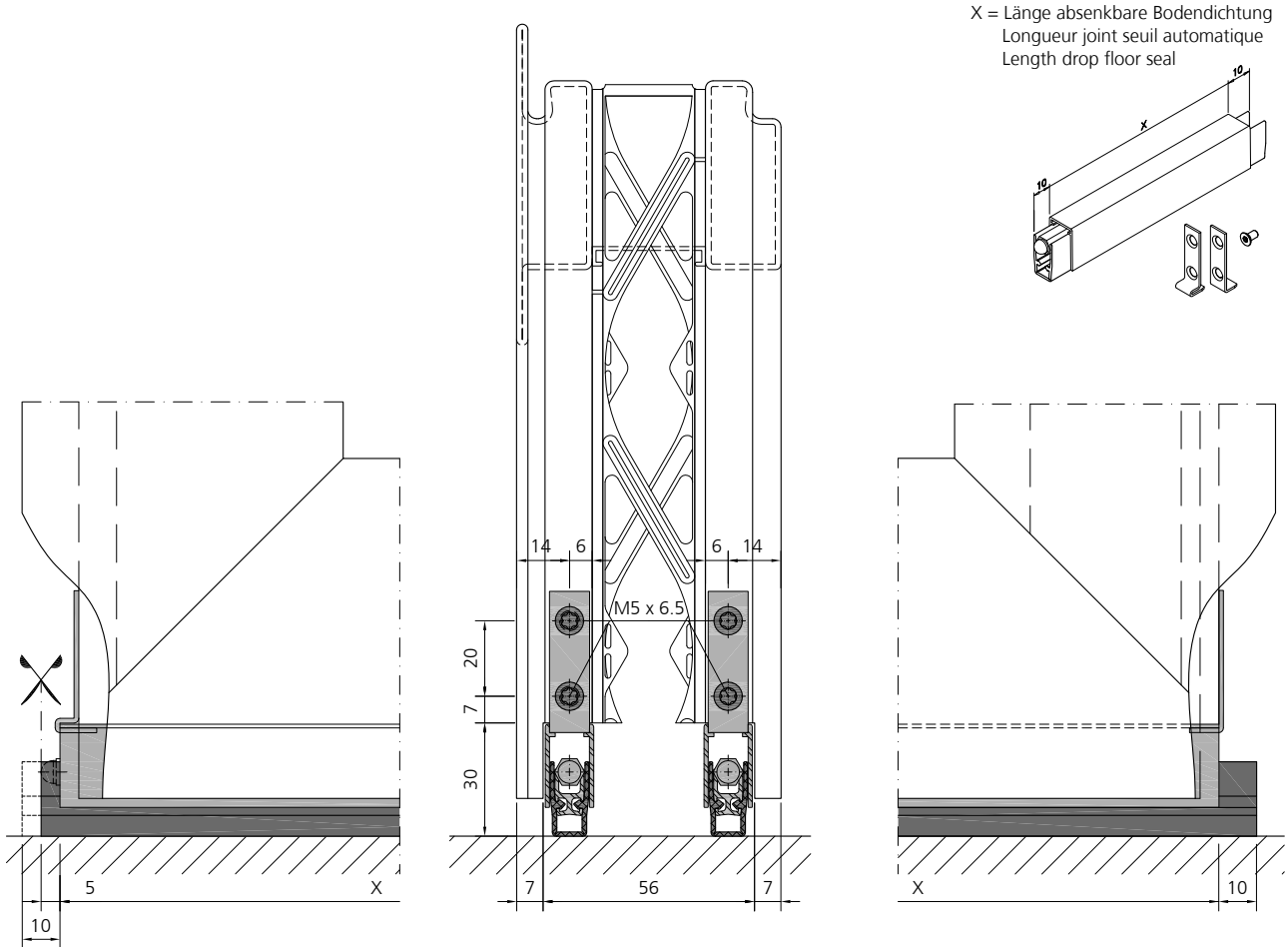


Verarbeitung Zubehör
Mise en œuvre accessoires
Assembly accessories

Absenkbare Bodendichtung
ein- und auswärts öffnend
1-flügelig

Joint seuil automatique
ouvrant vers l'intérieur et
l'extérieur
1 vantail

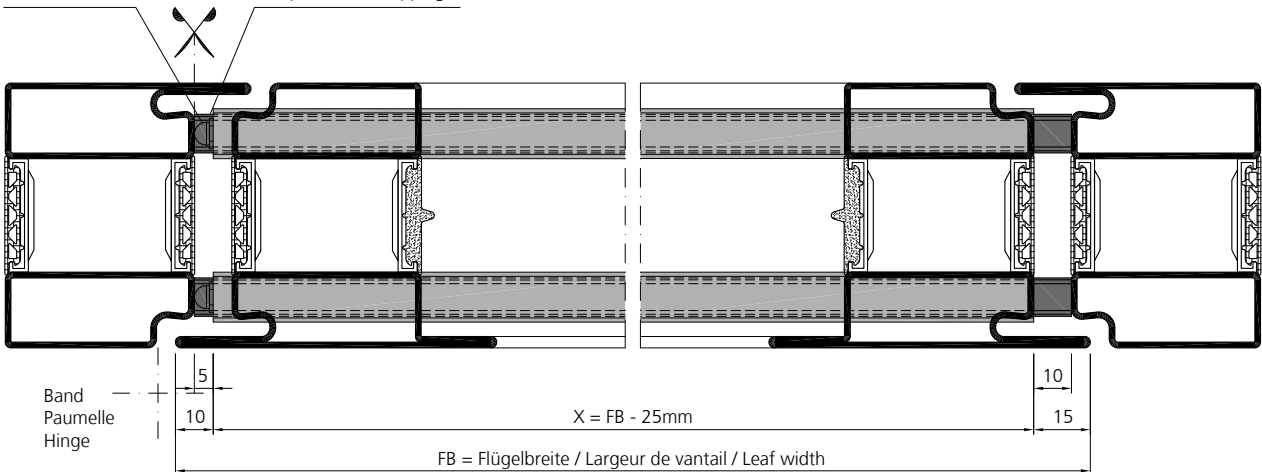
Drop floor seal
opening in- and outwards
1 leaf



X = Länge absenkbare Bodendichtung
Longueur joint seuil automatique
Length drop floor seal

Auslöseknopf
Bouton de déclenchement
Release button

Dichtungsprofil anpassen
Adapter le joint
Adapt weatherstripping

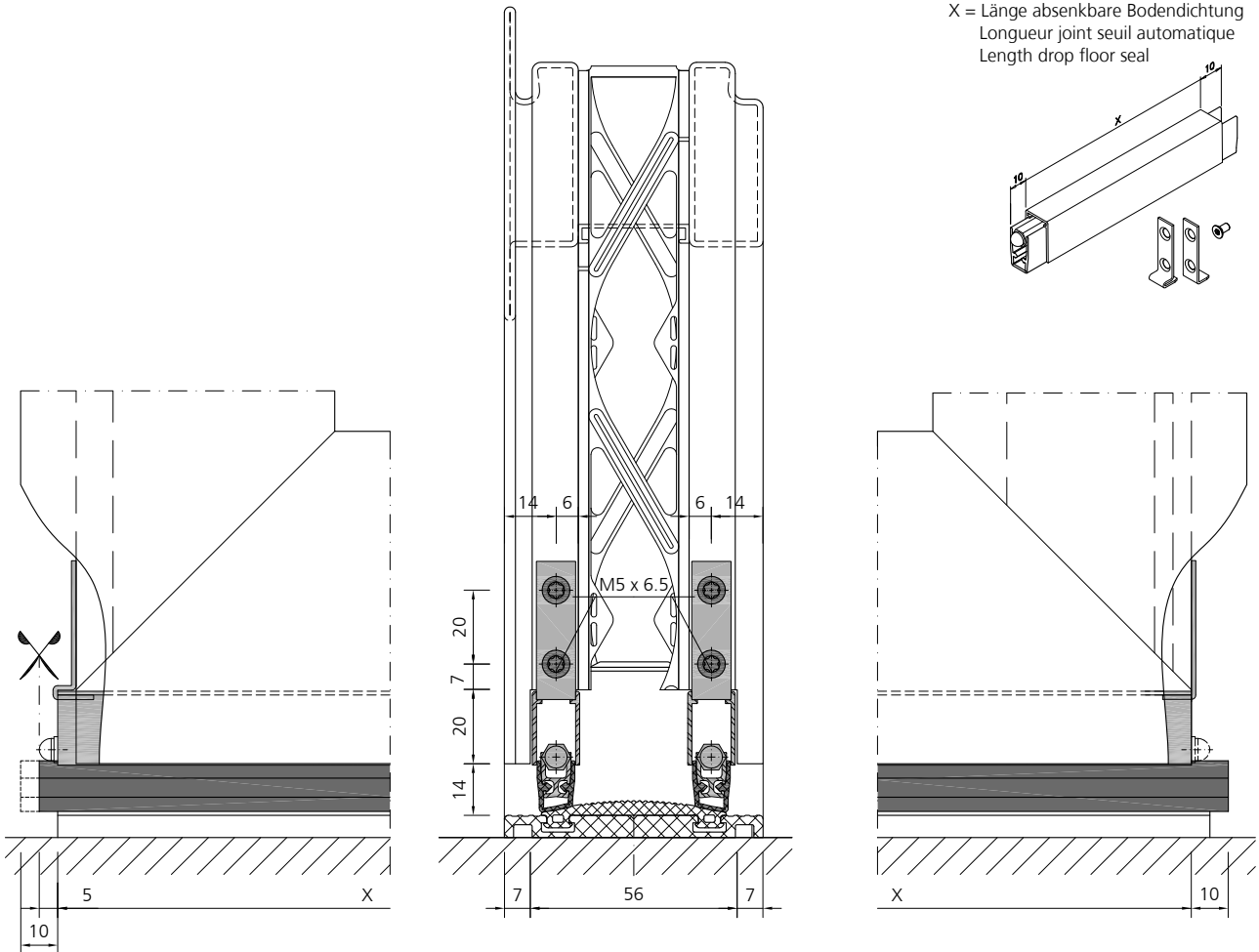


Verarbeitung Zubehör
Mise en œuvre accessoires
Assembly accessories

Abnehmbare Bodendichtung
ein- und auswärts öffnend
 1-flügelig

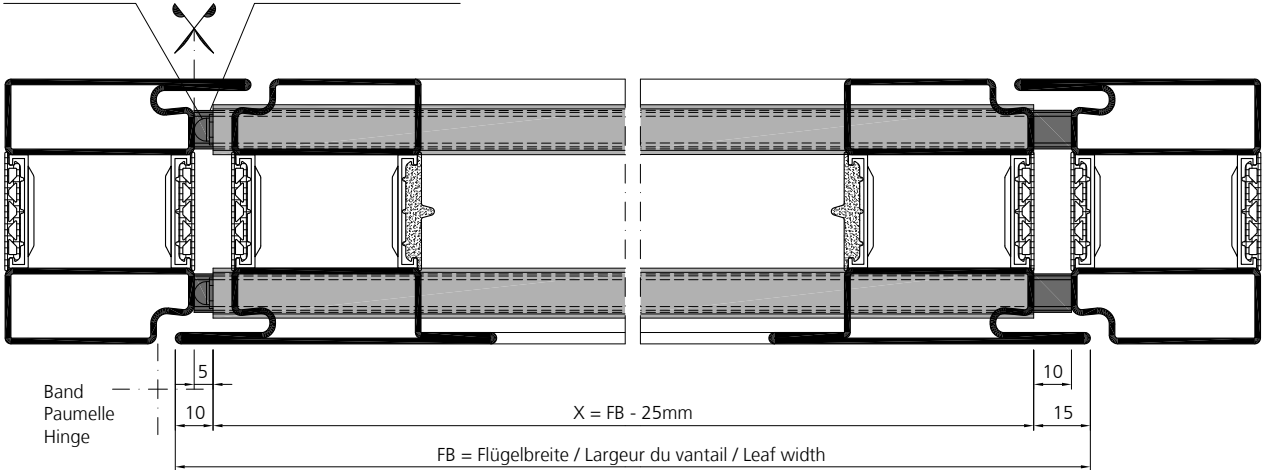
Joint seuil automatique
ouvrant vers l'intérieur et
l'extérieur
 1 vantail

Drop floor seal
opening in- and outwards
 1 leaf



Auslöseknopf
 Bouton de déclenchement
 Release button

Dichtungsprofil anpassen
 Adapter le joint
 Adapt weatherstripping

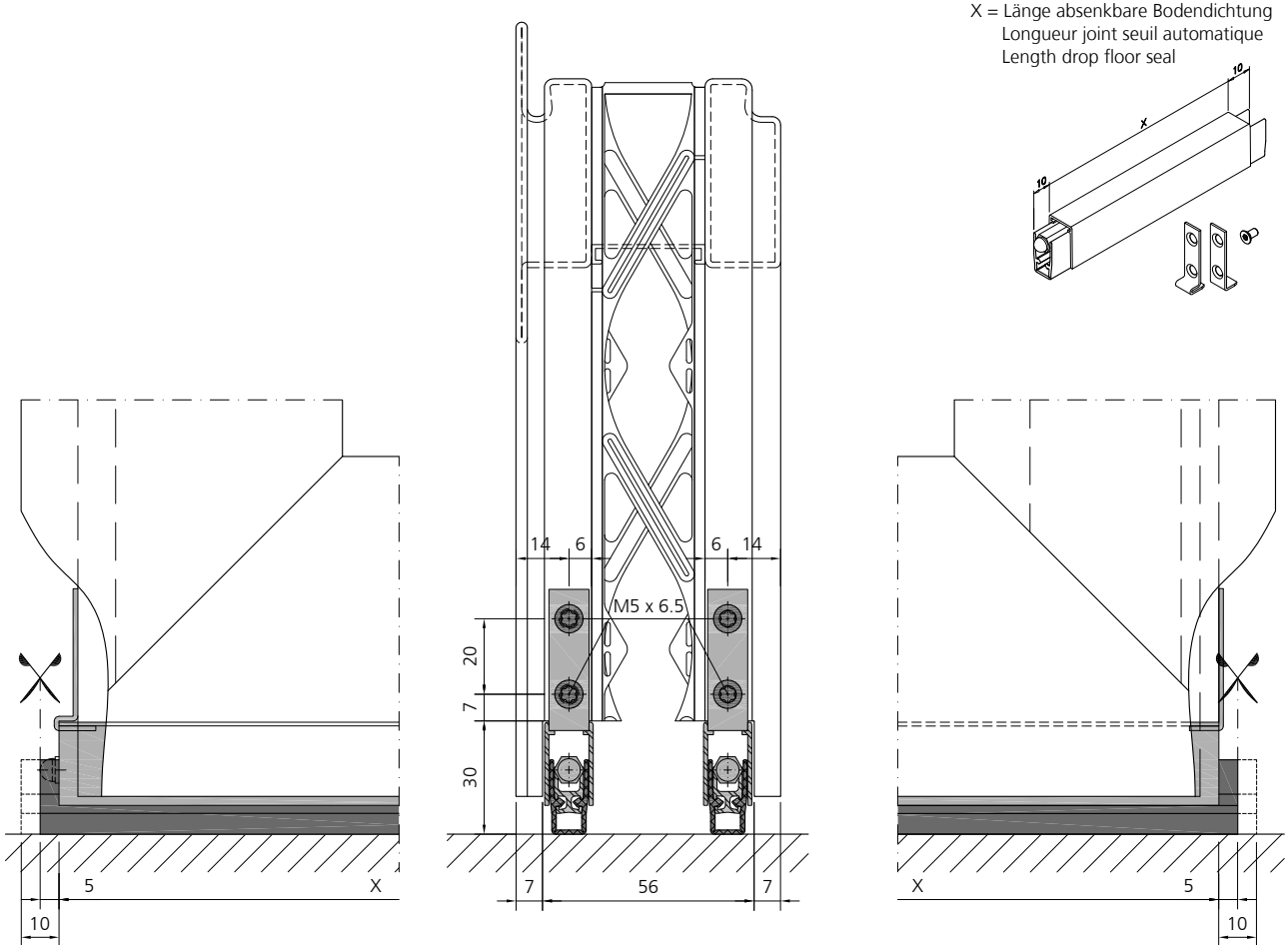


Verarbeitung Zubehör
 Mise en œuvre accessoires
 Assembly accessories

**Absenkbare Bodendichtung
ein- und auswärts öffnend
2-flügelig**

**Joint seuil automatique
ouvrant vers l'intérieur et
l'extérieur
2 vantaux**

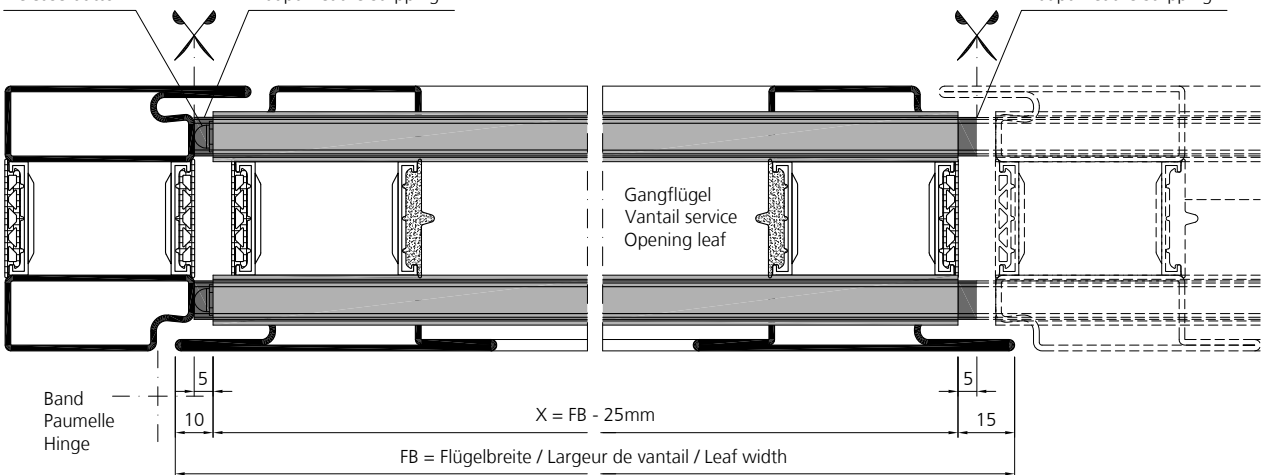
**Drop floor seal
opening in- and outwards
2 leaf**



Auslöseknopf
Bouton de déclenchement
Release button

Dichtungsprofil anpassen
Adapter le joint
Adapt weatherstripping

Dichtungsprofil anpassen
Adapter le joint
Adapt weatherstripping

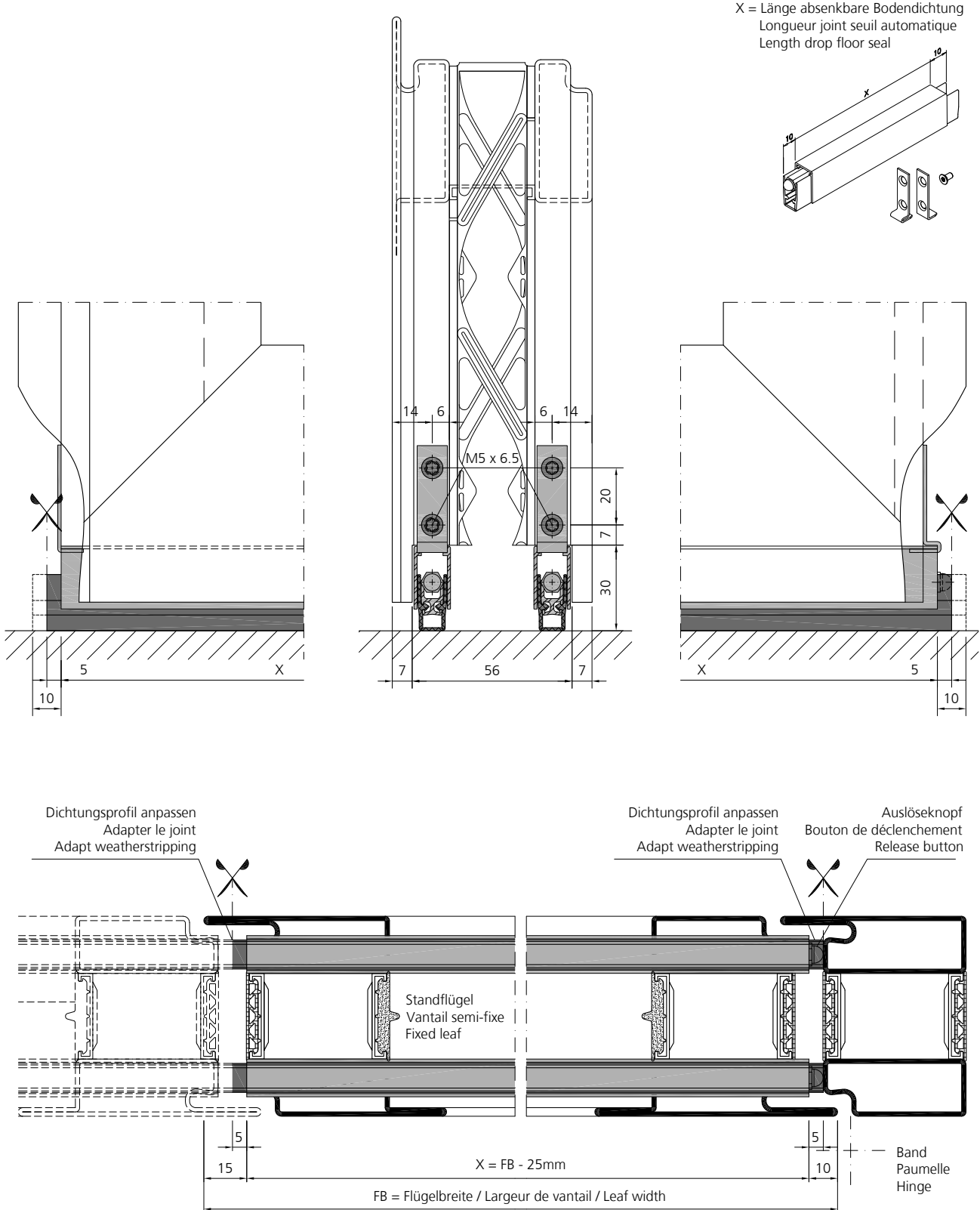


Verarbeitung Zubehör
Mise en œuvre accessoires
Assembly accessories

Absenkbare Bodendichtung
ein- und auswärts öffnend
2-flügelig

Joint seuil automatique
ouvrant vers l'intérieur et
l'extérieur
2 vantaux

Drop floor seal
opening in- and outwards
2 leaf

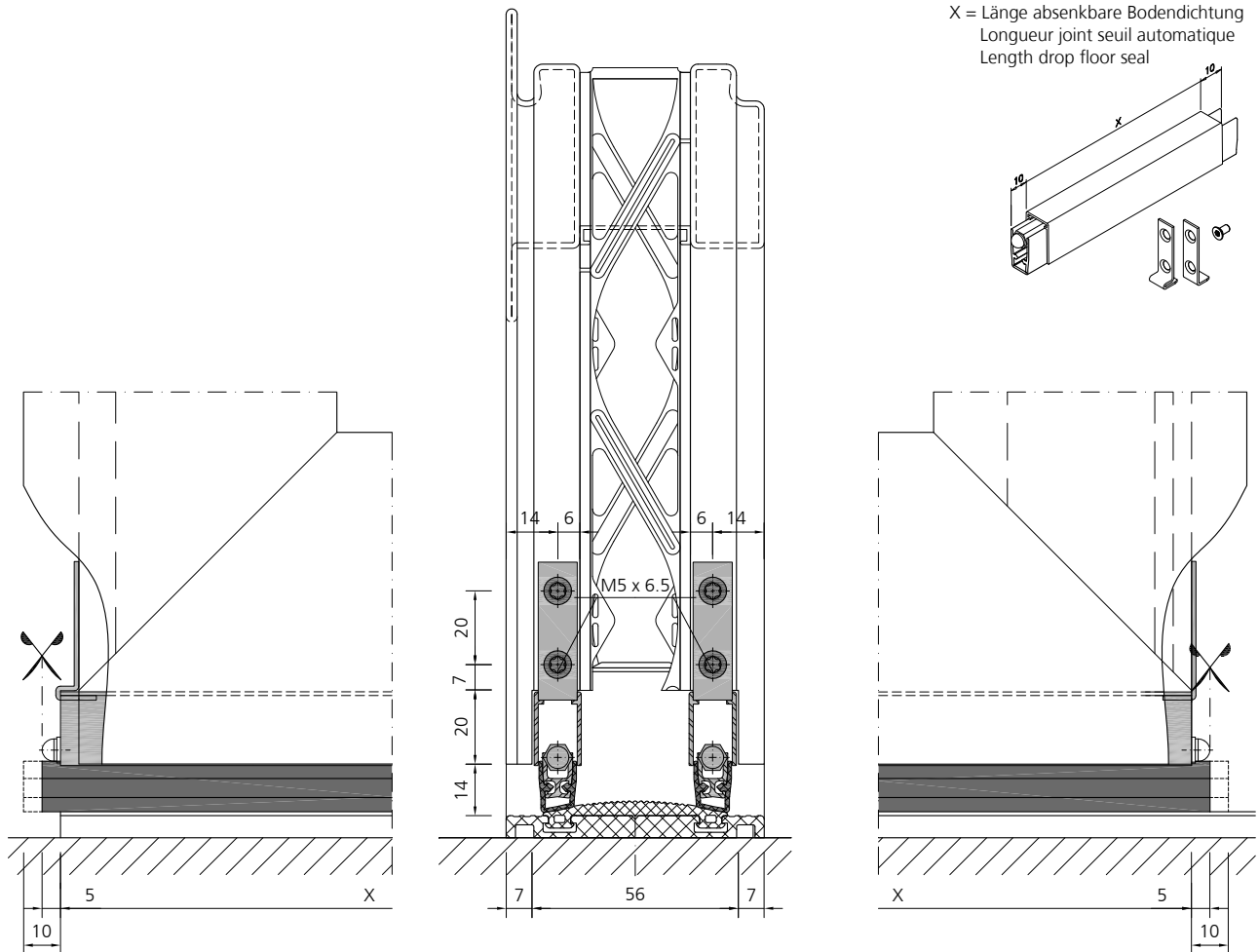


Verarbeitung Zubehör
Mise en œuvre accessoires
Assembly accessories

Abnehmbare Bodendichtung ein- und auswärts öffnend
2-flügelig

Joint seuil automatique ouvrant vers l'intérieur et l'extérieur
2 vantaux

Drop floor seal opening in- and outwards
2 leaf

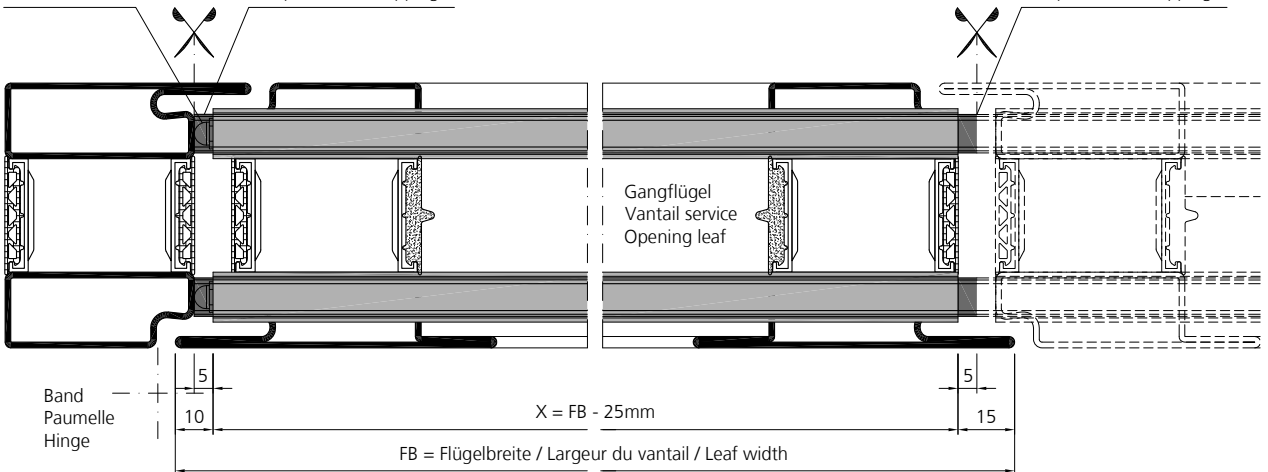


X = Länge abnehmbare Bodendichtung
Longueur joint seuil automatique
Length drop floor seal

Auslöseknopf
Bouton de déclenchement
Release button

Dichtungsprofil anpassen
Adapter le joint
Adapt weatherstripping

Dichtungsprofil anpassen
Adapter le joint
Adapt weatherstripping

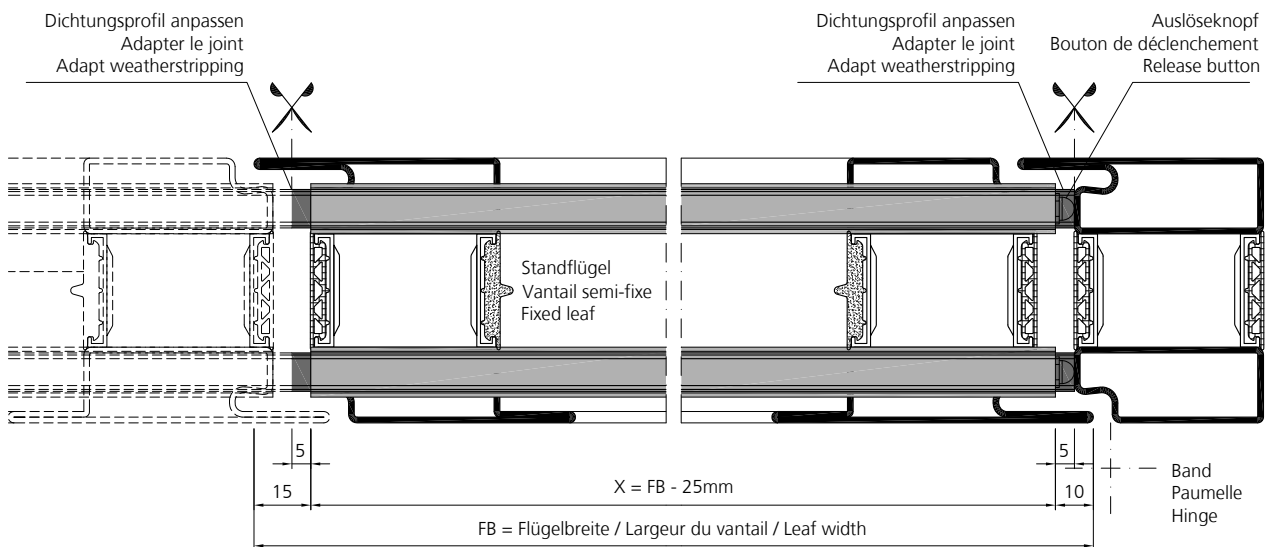
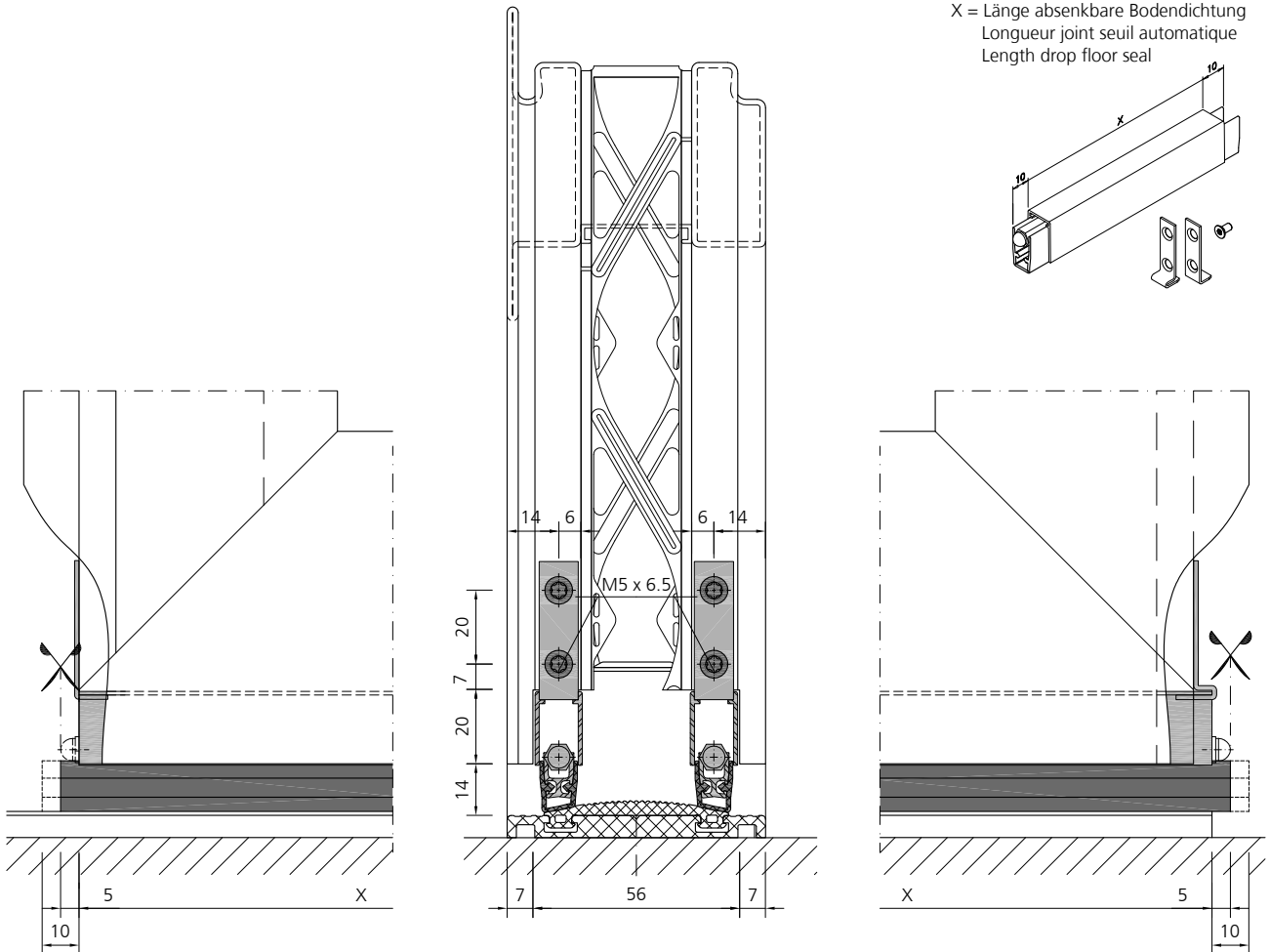


Verarbeitung Zubehör
Mise en œuvre accessoires
Assembly accessories

Absenkbare Bodendichtung
ein- und auswärts öffnend
2-flügelig

Joint seuil automatique
ouvrant vers l'intérieur et
l'extérieur
2 vantaux

Drop floor seal
opening in- and outwards
2 leaf



Verarbeitung Zubehör
Mise en œuvre accessoires
Assembly accessories

**Montage Aufsatzprofil
Isolierte Schwelle**

**Montage profilé d'applique
Seuil isolé**

**Installation attachment profile
Insulated threshold**

984851



985721



Abdichten mit 908005,
Dichtungsmasse muss CR verträglich sein!

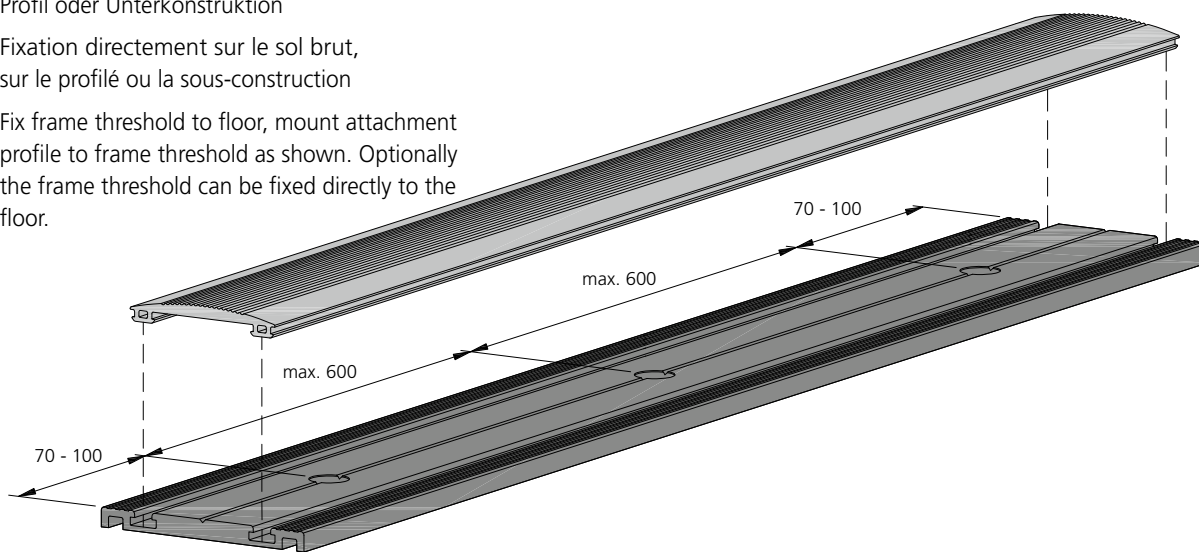
Etancher avec 908005,
la masse d'étanchéité doit être compatible avec CR!

Seal with 908005,
sealing compound has to be compatible with CR!

Befestigung direkt auf Rohboden, auf
Profil oder Unterkonstruktion

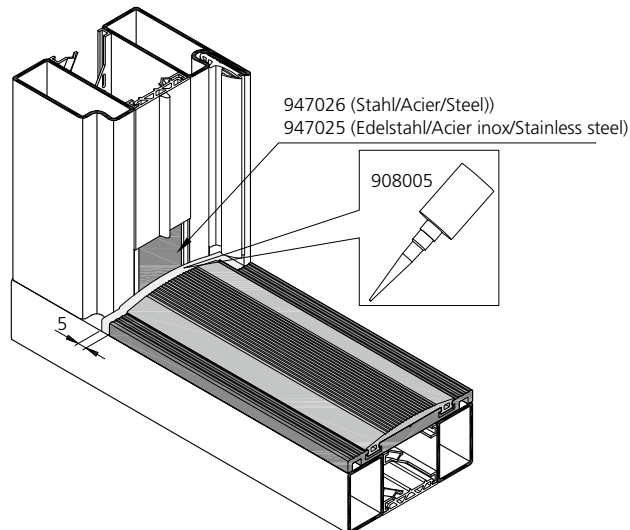
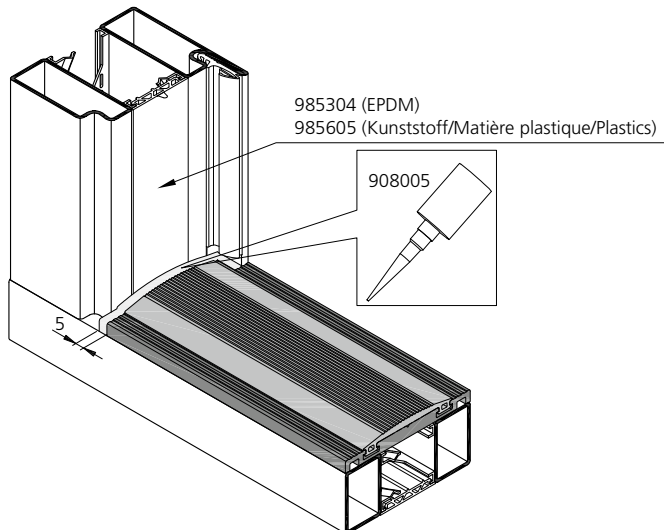
Fixation directement sur le sol brut,
sur le profilé ou la sous-construction

Fix frame threshold to floor, mount attachment
profile to frame threshold as shown. Optionally
the frame threshold can be fixed directly to the
floor.



Variante 1 / Variante 1 / Variant 1

Variante 2 / Variante 2 / Variant 2



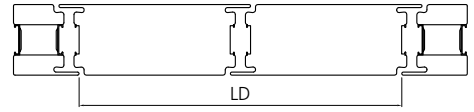
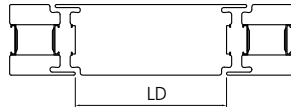
Verarbeitung Zubehör
 Mise en œuvre accessoires
 Assembly accessories

**Zuschnitt und Klinkung
Isolierte Schwelle**

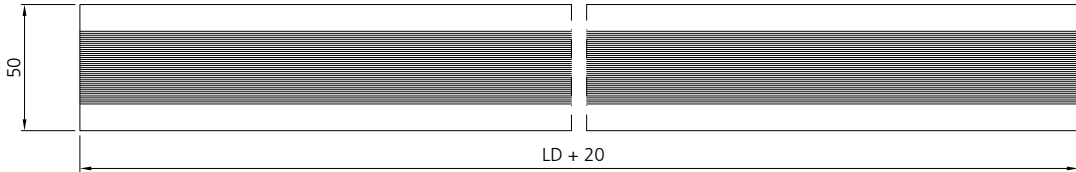
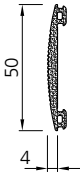
**Débitage et usinage
Seuil isolé**

**Cutting and notching
Insulated threshold**

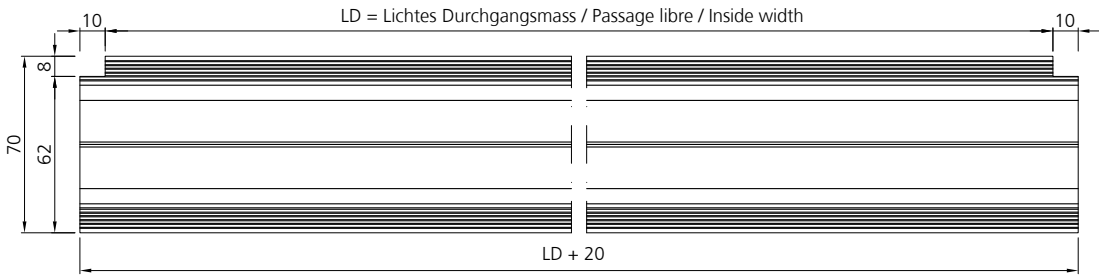
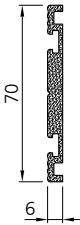
LD = Lichtes Durchgangsmass
Passage libre
Inside width



985721



984851

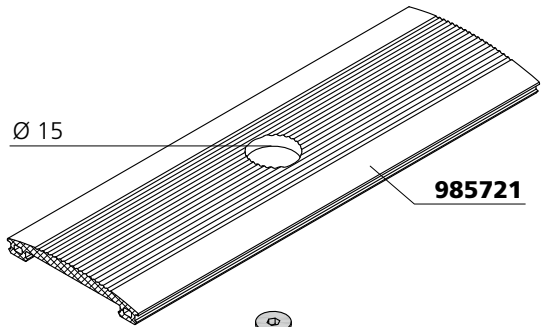
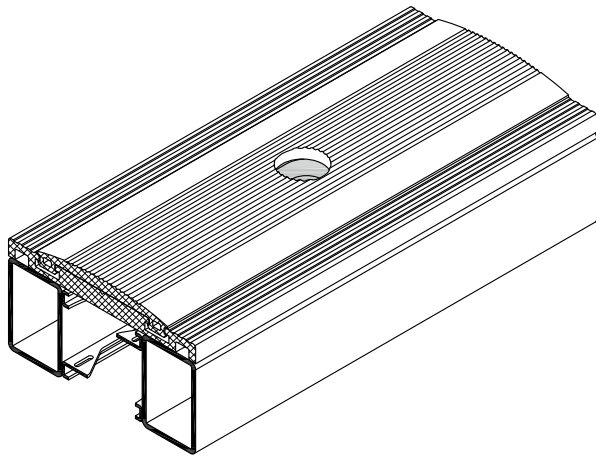


Verarbeitung Zubehör
Mise en œuvre accessoires
Assembly accessories

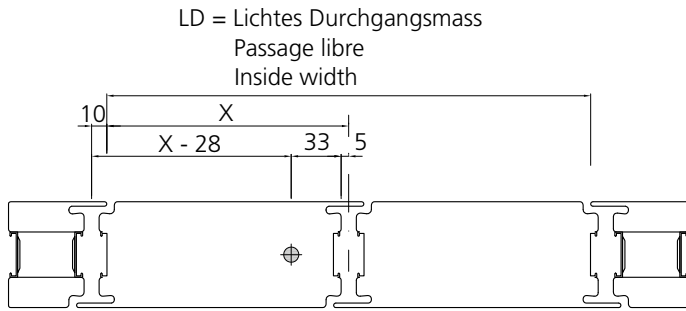
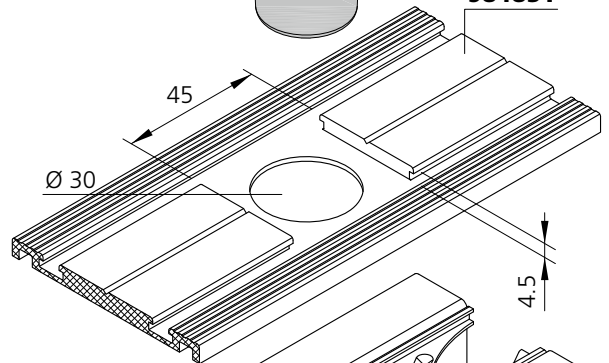
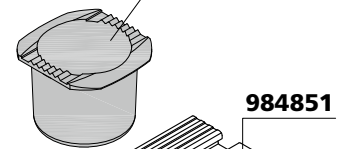
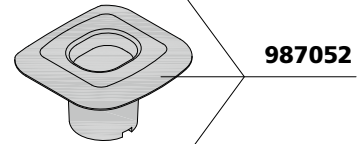
Einbau Bodenschliesshülse 987052

Montage du douille de fermeture au sol 987052

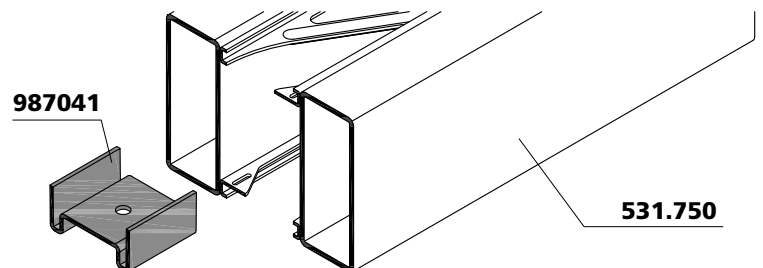
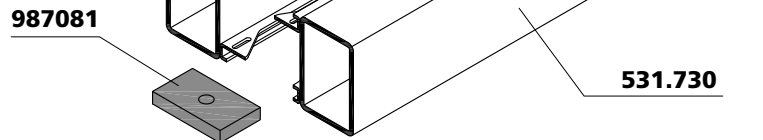
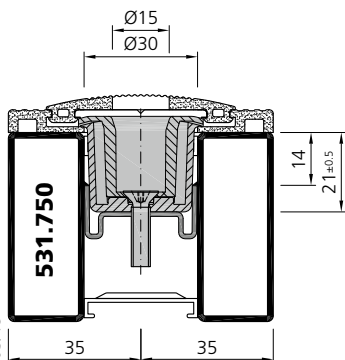
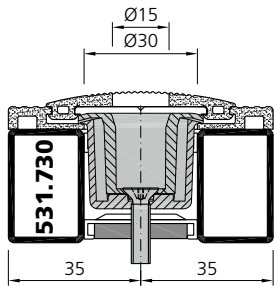
Installation of floor covering bush 987052



Verstellbereich
Plage de réglage
Adjustment range
+/- 2 mm



Standflügel
Vantail semi-fixe
Fixed leaf



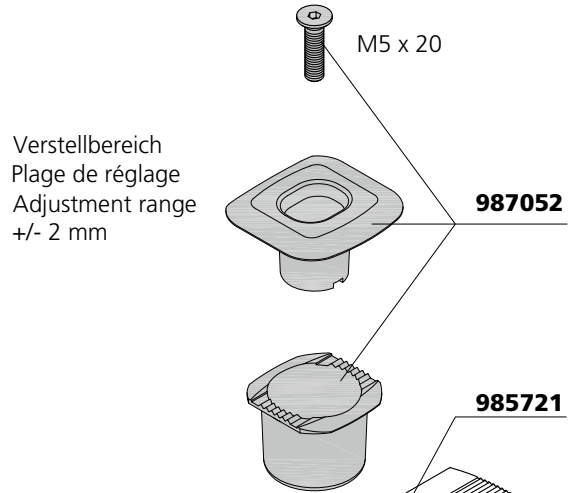
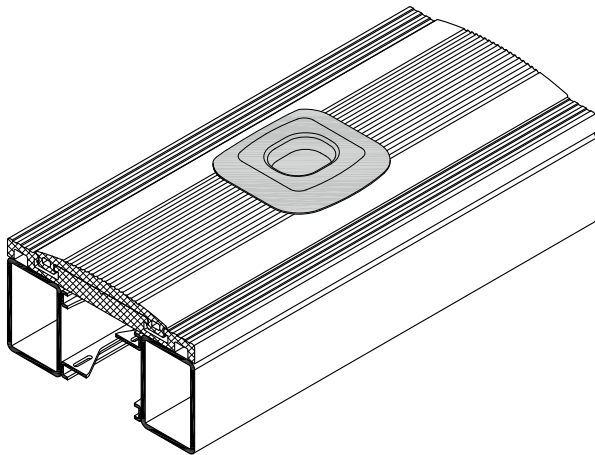
Verarbeitung Zubehör
Mise en œuvre accessoires
Assembly accessories

VUT 03/19

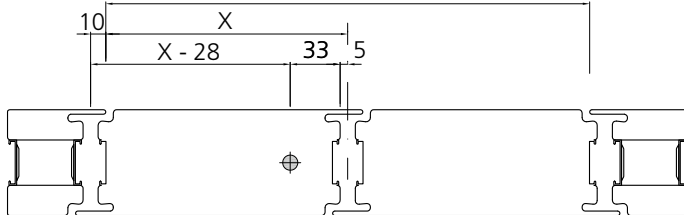
Einbau Bodenschliesshülse 987052

Montage du douille de fermeture au sol 987052

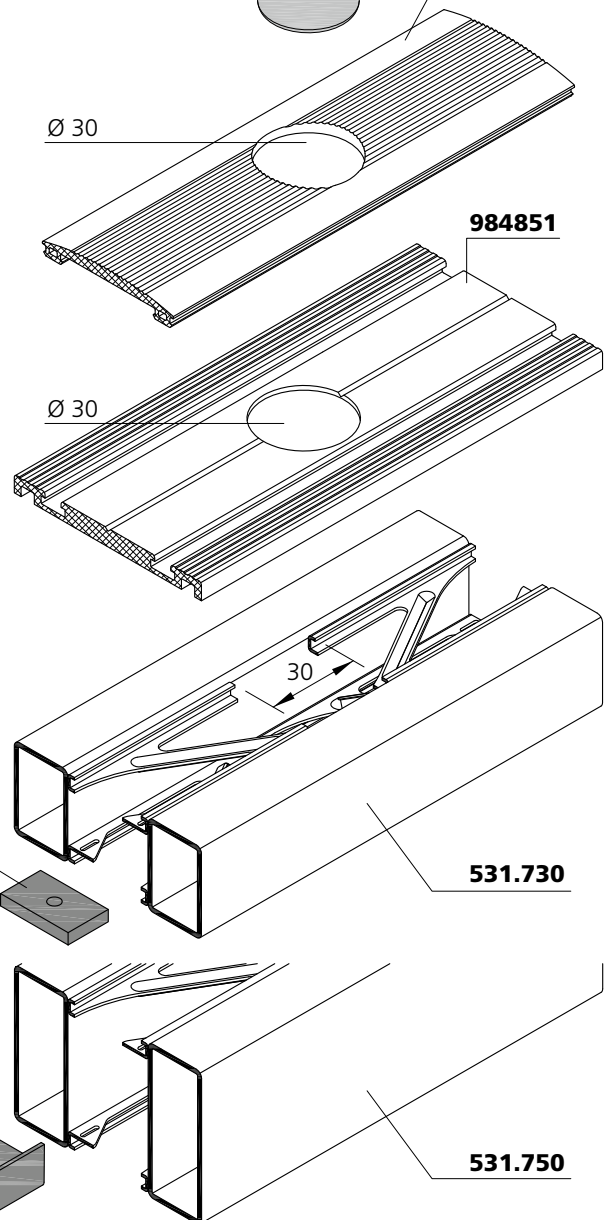
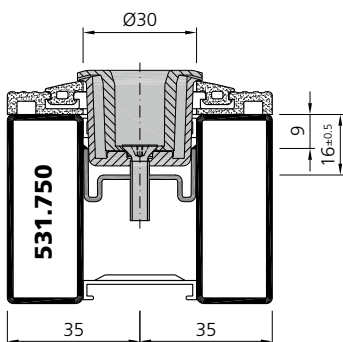
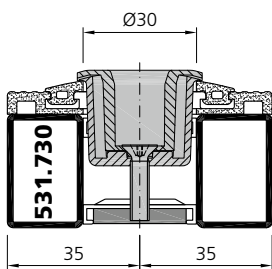
Installation of floor covering bush 987052



LD = Lichtes Durchgangsmass
Passage libre
Inside width



Standflügel
Vantail semi-fixe
Fixed leaf



Verarbeitung Zubehör
Mise en œuvre accessoires
Assembly accessories

VUT 03/19

Dichtungseinbau Falzabdeckung Rahmen

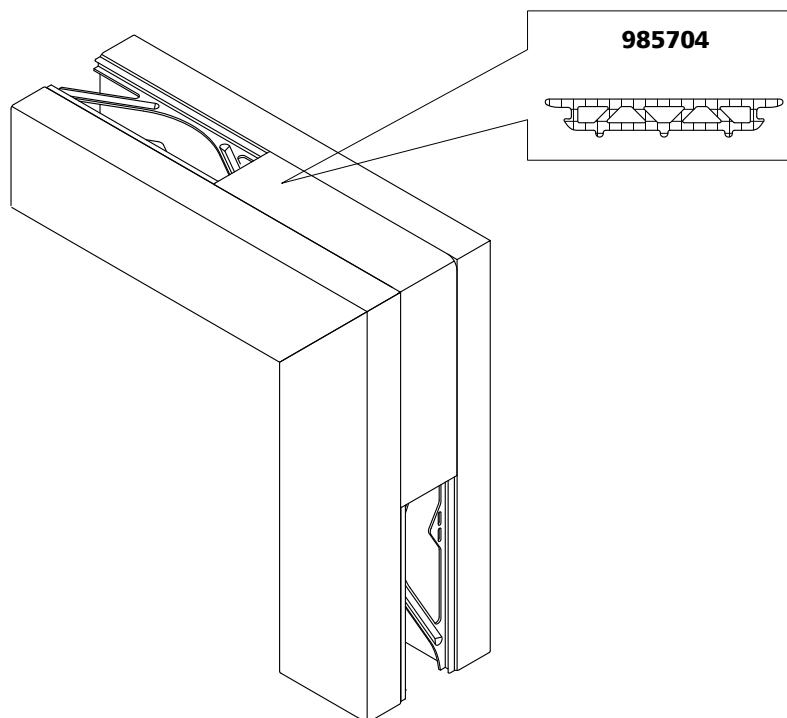
Montage du joint de recouvrement de feuillure

Installation of seal Rebate cover

Die Dichtung **985704** wird um die Aus-
senecke herum durchgehend geführt.

Poser en continu le recouvrement de feuil-
lure **985704** autour des angles extérieurs.

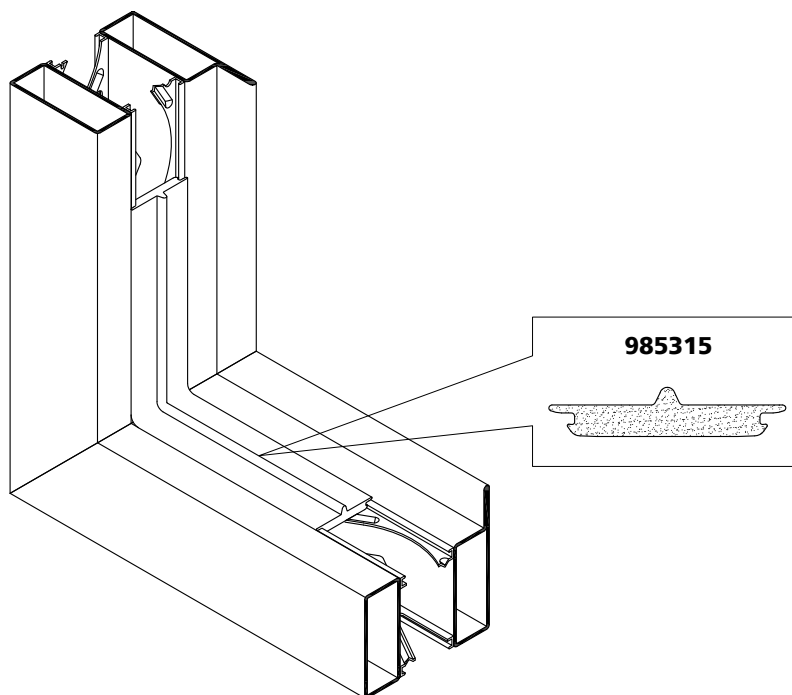
The seal **985704** is placed continously
around the outer corner.



Die Dichtung **985315** wird in der In-
nenecke durchgehend geführt.

Poser en continu le recouvrement de feuil-
lure **985315** dans les angles intérieurs.

The seal **985315** is placed continously
around the inner corner.



Dichtungseinbau Falzabdeckung Türflügel

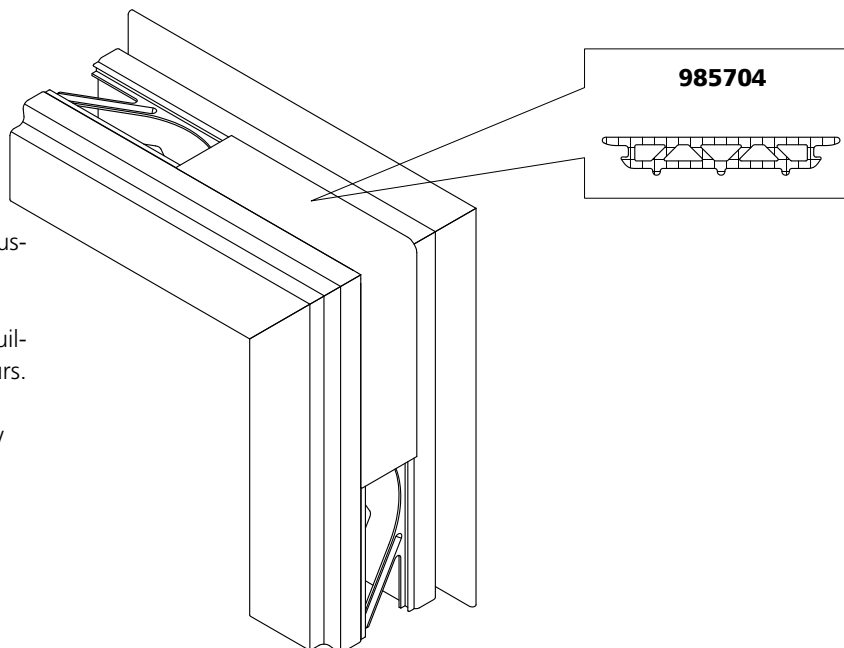
Montage du joint de recouvrement de feuillure du vantail de porte

Installation of seal Rebate cover on door lea- ves

Die Dichtung **985704** wird um die Aus-
senecke herum durchgehend geführt.

Poser en continu le recouvrement de feuil-
lure **985704** autour des angles extérieurs.

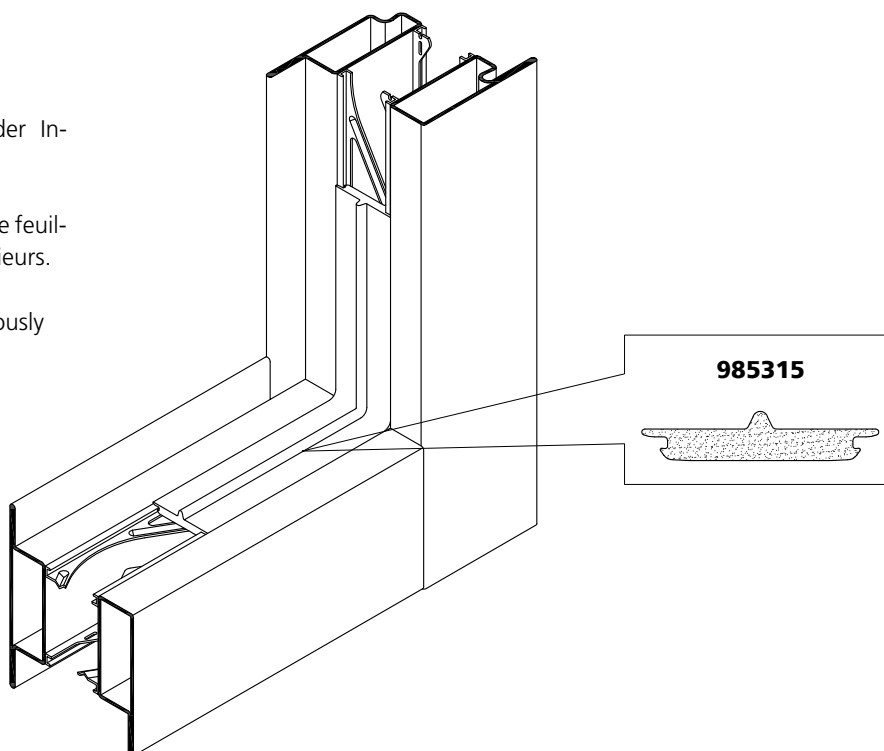
The seal **985704** is placed continously
around the outer corner.



Die Dichtung **985315** wird in der In-
nenecke durchgehend geführt.

Poser en continu le recouvrement de feuil-
lure **985315** dans les angles intérieurs.

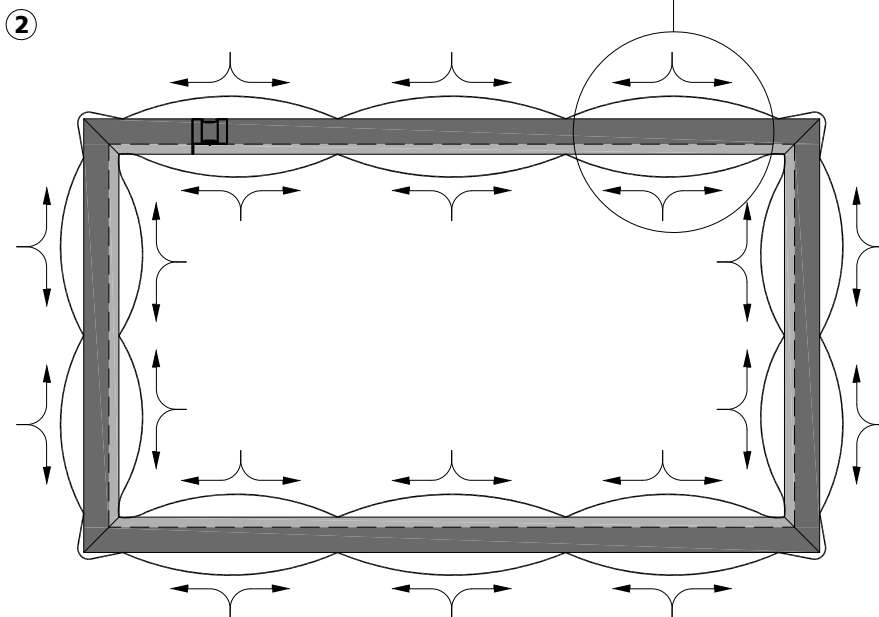
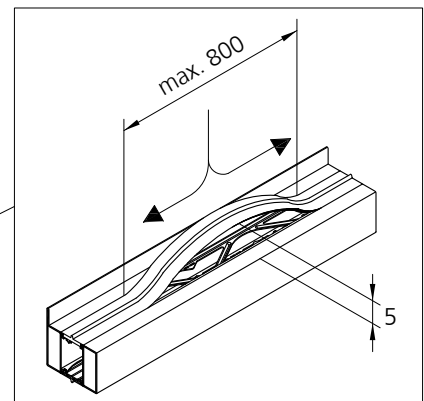
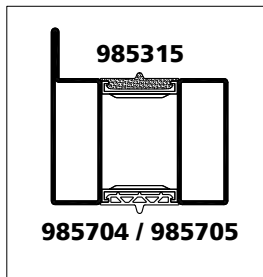
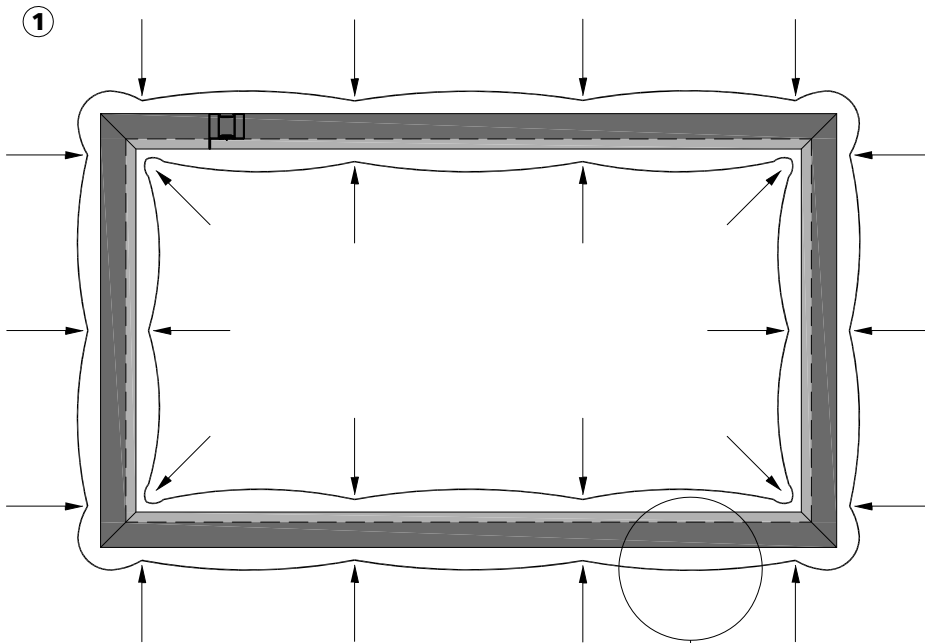
The seal **985315** is placed continously
around the inner corner.



**Dichtungseinbau
Falzabdeckung Rahmen**

**Montage du joint
Recouvrement de feuillure
du cadre**

**Installation of seal
Rebate cover frame**

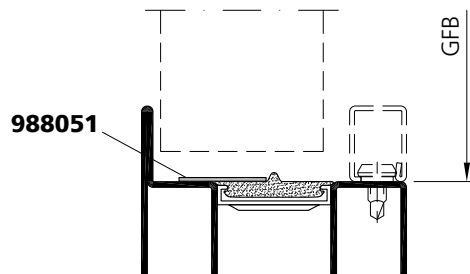
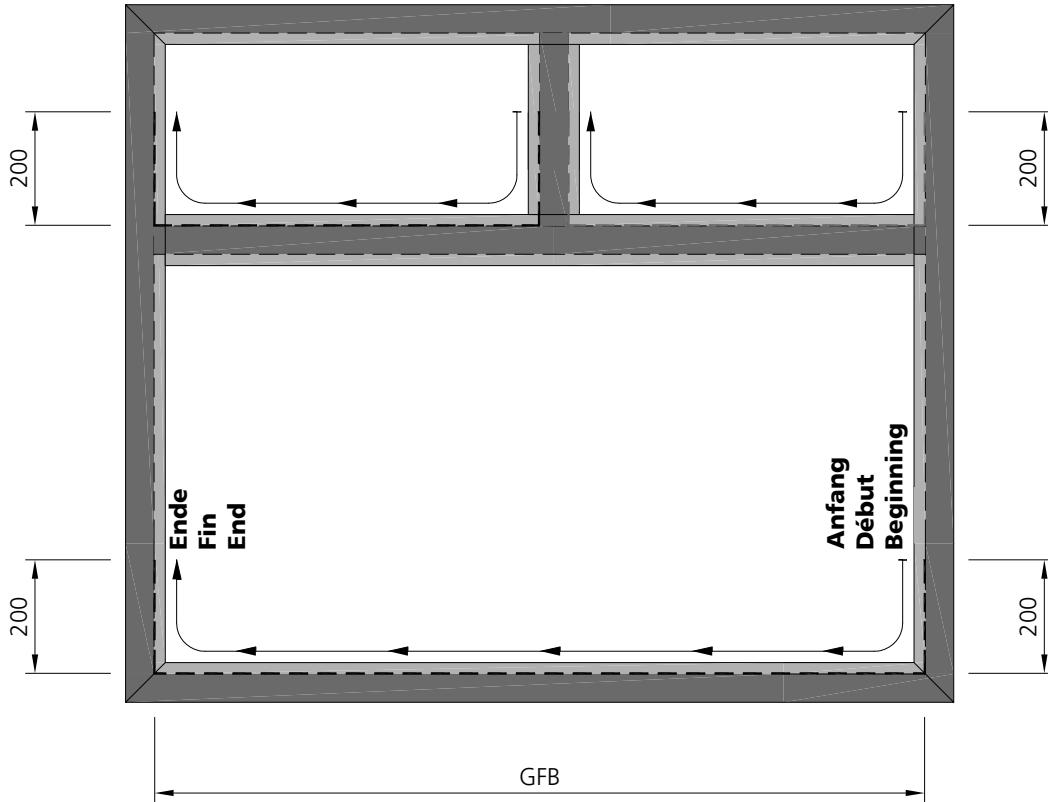


Verarbeitung Zubehör
Mise en œuvre accessoires
Assembly accessories

**Dichtungseinbau
Falzabdichtung Festfeld**

**Montage du joint
Etanchement de feuillure
du vitrage fixe**

**Installation of seal
Rebate seal of fixed glazing**



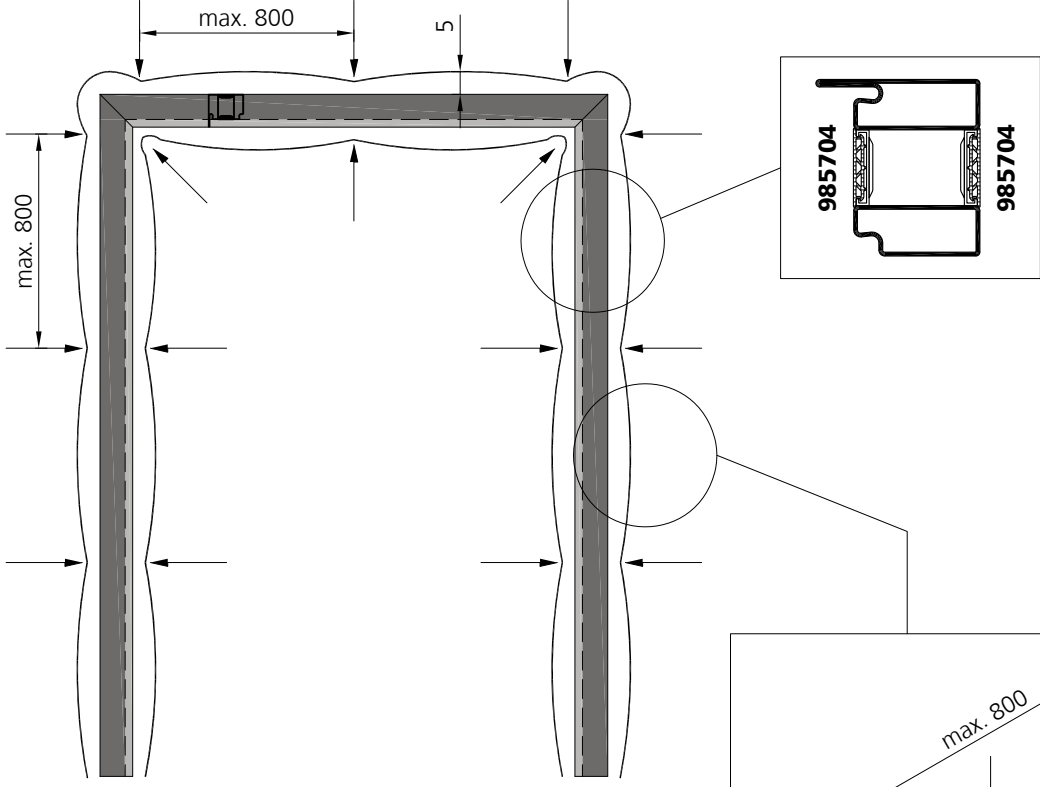
Verarbeitung Zubehör
Mise en œuvre accessoires
Assembly accessories

**Dichtungseinbau
Falzabdeckung Türrahmen**

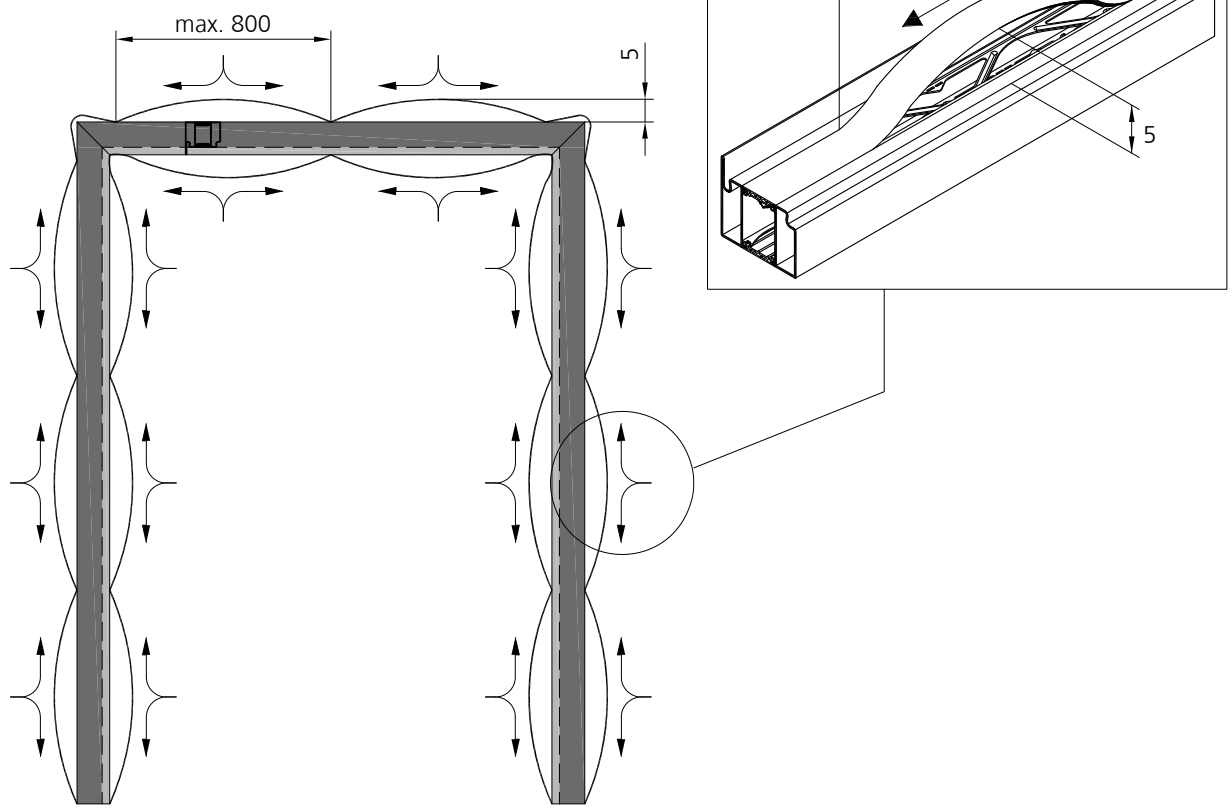
**Montage du joint
Recouvrement de feuillure
de cadre de porte**

**Installation of seal
Rebate cover on door frame**

①

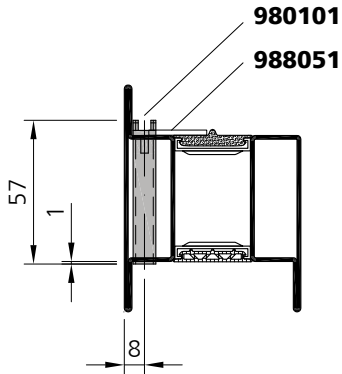


②



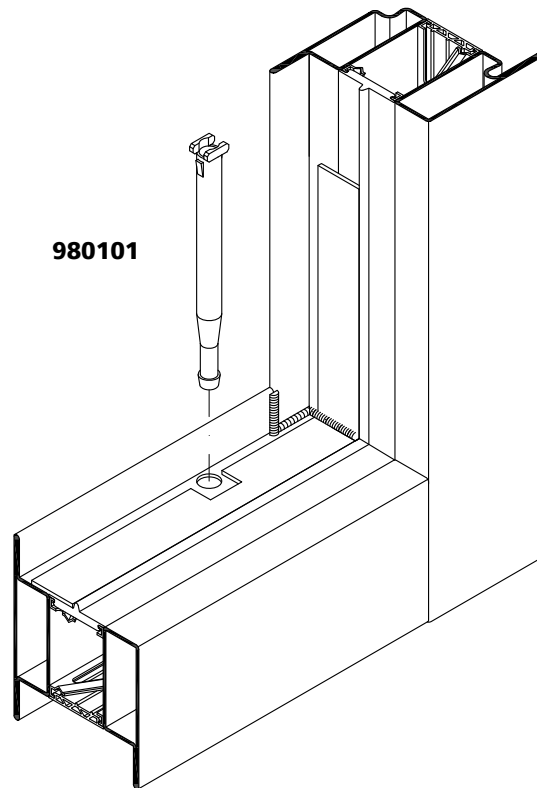
Verarbeitung Zubehör
Mise en œuvre accessoires
Assembly accessories

Dichtungseinbau
Einbau verdeckt liegende
Entwässerung/Belüftung
Rahmen



Montage du joint
Montage d'une ventilation/
évacuation d'eau cachée
Cadre

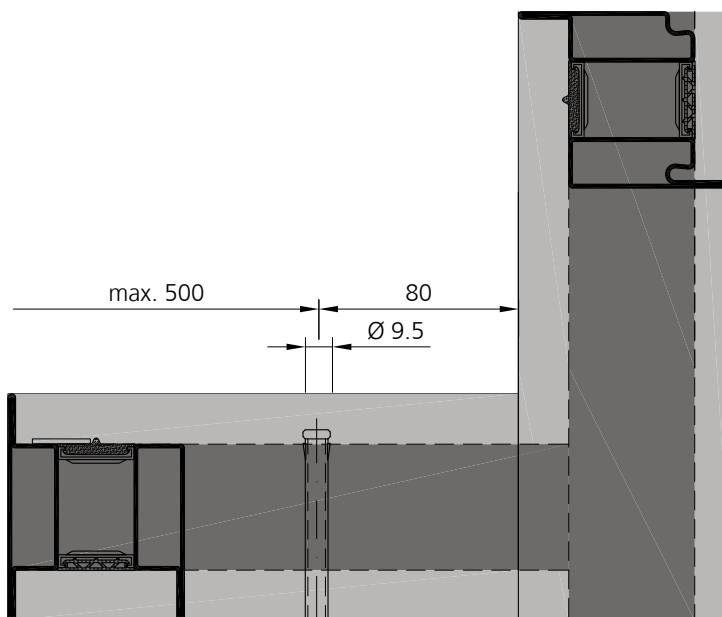
Installation of seal
Installation of hidden drai-
nage/ventilation
Frame



Das Butylband **Art. Nr. 988051** wird in den Ecken zusätzlich mit Dichtungsmasse **Art. Nr. 908005** abgeklebt.

Coller le ruban de butyle **art. no. 988051** dans les angles avec le mastic **art. no. 908005**.

The butyl tape **art. no. 988051** is strengthened in the corners with sealing compound **art. no. 908005**.



Das indirekte Entspannungs-röhrchen **Art.Nr. 980101** wird durch das Rahmenprofil gesteckt und auf der Austrittseite mit 1mm Überstand abgeschnitten.

Faire passer la tubulure de dé-compression indirecte **art. no. 980101** à travers le profilé de cadre et la couper sortie avec une saillie de 1 mm.

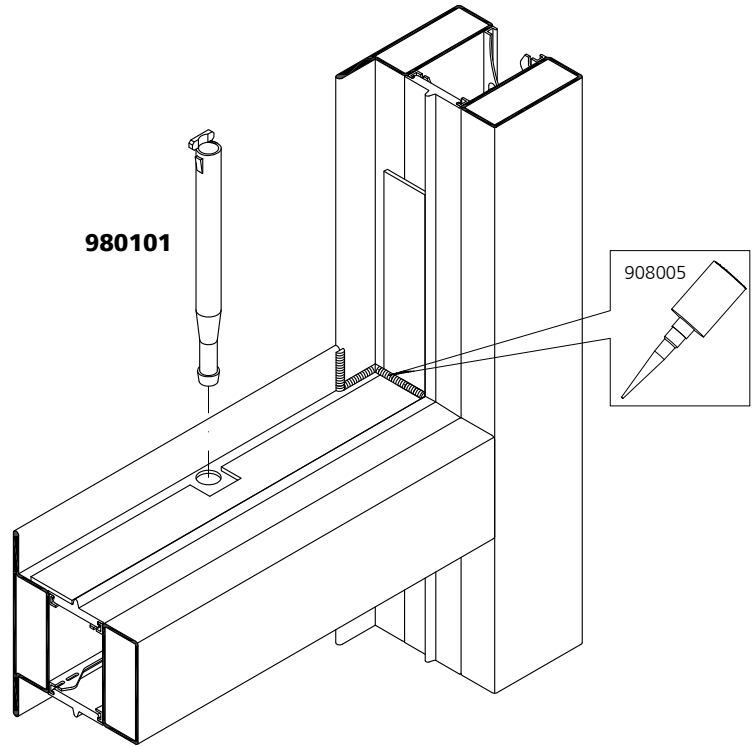
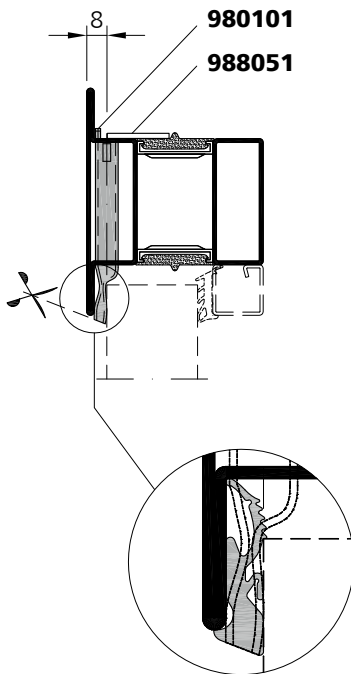
The indirect decompression pipe **art. no. 980101** is plugged in through the frame profile and cut off at the exit side, leaving an overhang of 1mm.



Dichtungseinbau Einbau verdeckt liegende Entwässerung / Belüftung Sprosse

Montage du joint Montage d'une ventilation/ évacuation d'eau horizontale cachée Traverse

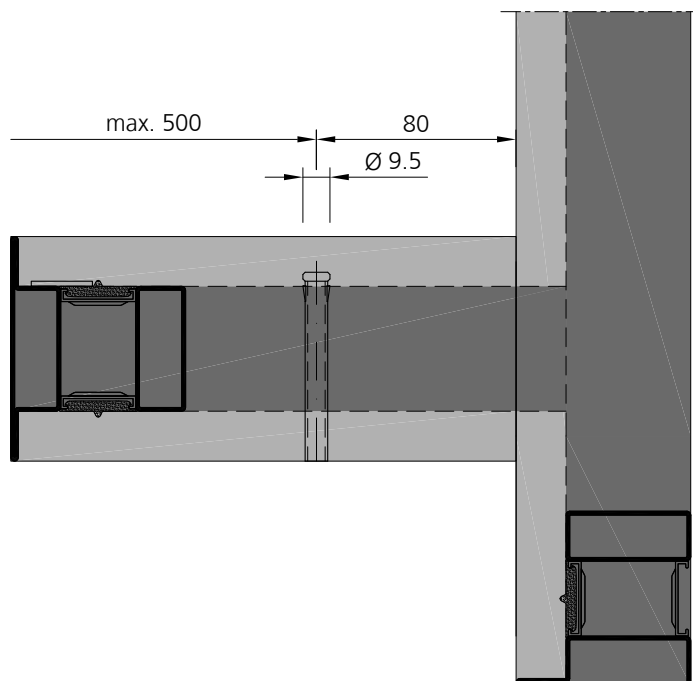
Installation of seal Installation of hidden drain- age/ventilation Transom



Das Butylband **Art. Nr. 988051** wird in den Ecken zusätzlich mit Dichtungsmasse **Art. Nr. 908005** abgeklebt.

Coller le ruban de butyle **art. no. 988051** dans les angles avec le mastic **art. no. 908005**.

The butyl tape **art. no. 988051** is strengthened in the corners with sealing compound **art. no. 908005**.



Das indirekte Entspannungsrohrchen **Art.Nr. 980101** wird durch das Rahmenprofil gesteckt und auf der Austrittseite bündig abgeschnitten.

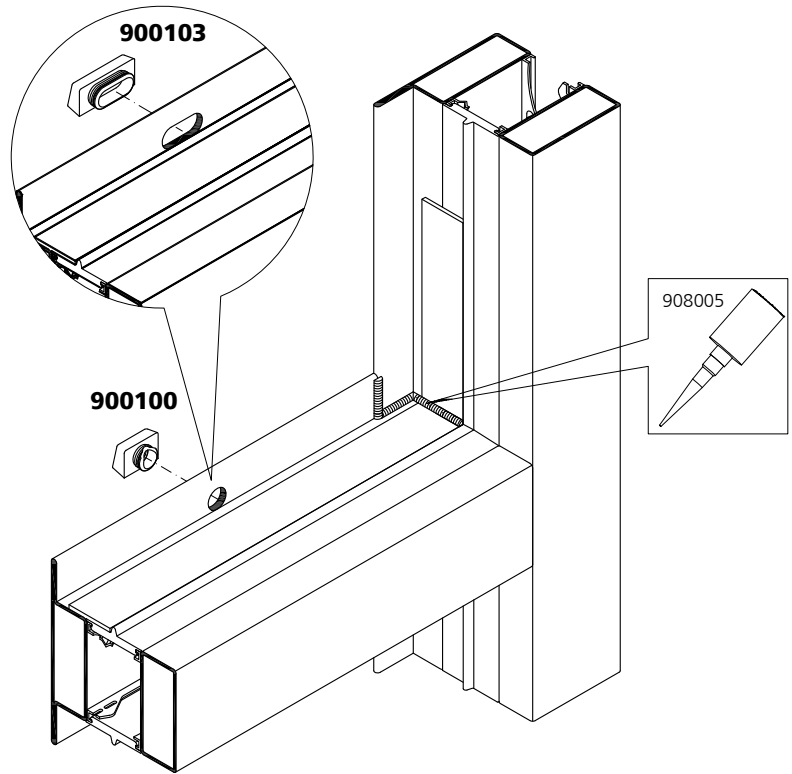
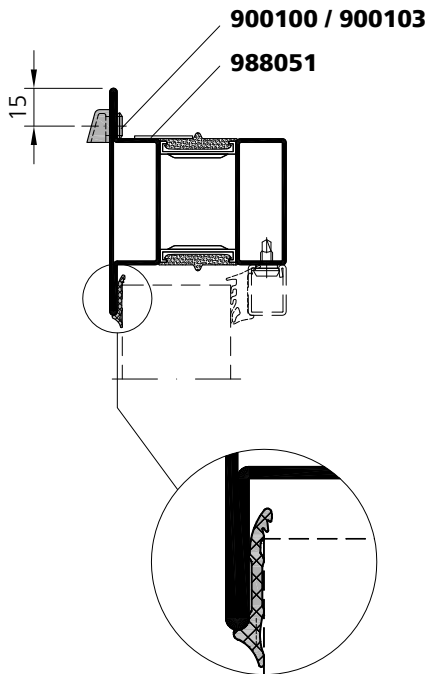
Faire passer la tubulure de décompression indirecte **art. no. 980101** à travers le profilé de cadre et la couper sur le côté sortie en affleurement.

The indirect decompression pipe **art. no. 980101** is plugged in through the frame profile and cut off flush at the exit side.

**Dichtungseinbau
Einbau Entwässerung
Rahmen**

**Montage du joint
Montage d'évacuation
d'eau
Cadre**

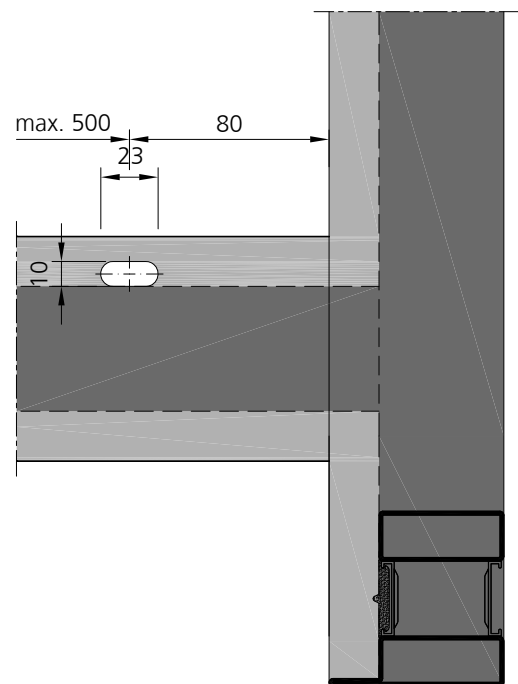
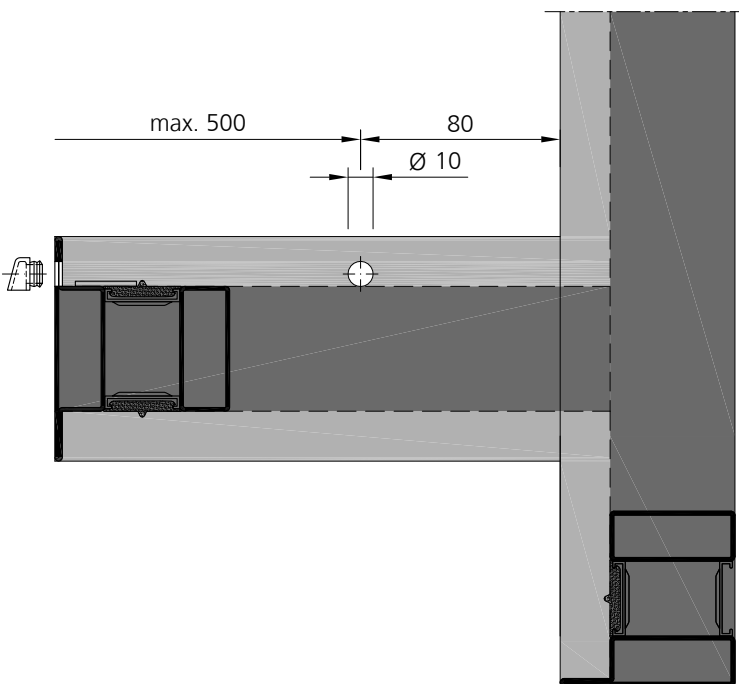
**Installation of seal
Installation of drainage
Frame**



Das Butylband **Art. Nr. 988051** wird in den Ecken zusätzlich mit Dichtungsmasse **Art. Nr. 908005** abgeklebt.

Coller le ruban de butyle **art. no. 988051** dans les angles avec le mastic **art. no. 908005**.

The butyl tape **art. no. 988051** is strengthened in the corners with sealing compound **art. no. 908005**.

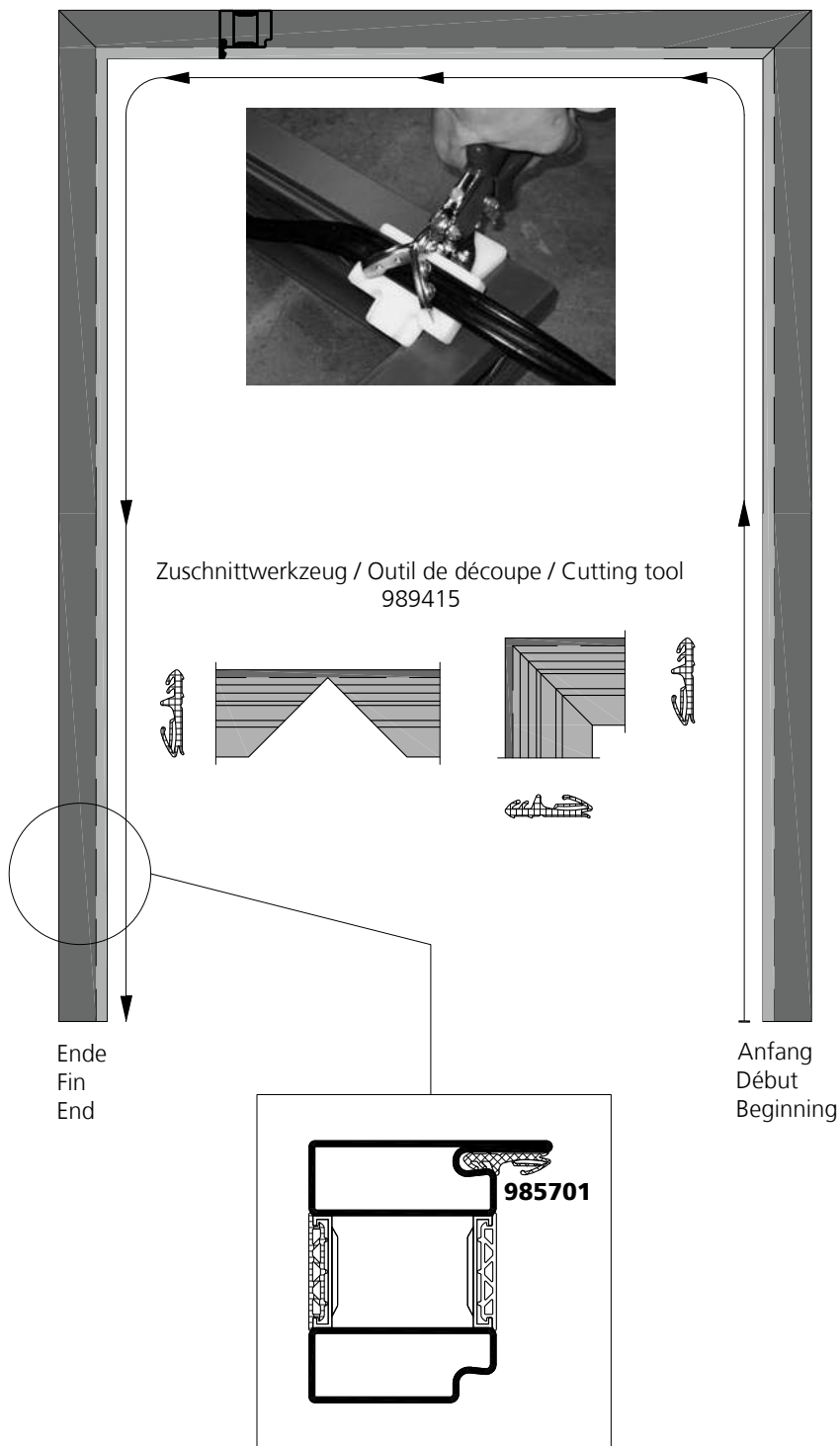


**Dichtungseinbau
Anschlagdichtung Türrahmen**

**Montage du joint
Joint de butée de cadre de
porte**

**Installation of seal
Weatherstripping on door
frame**

Rahmen / Cadre / Frame



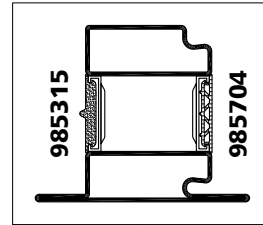
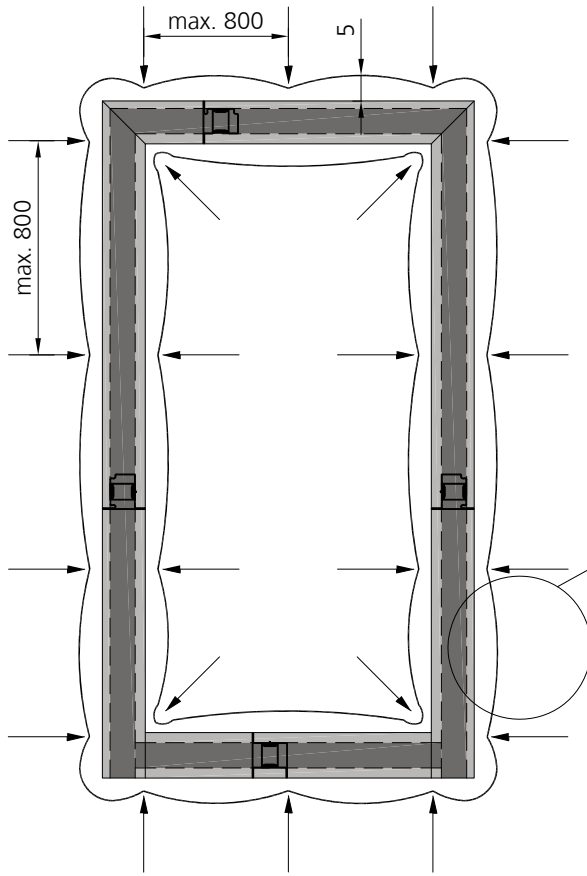
Verarbeitung Zubehör
Mise en œuvre accessoires
Assembly accessories

**Dichtungseinbau
Falzabdeckung Türflügel**

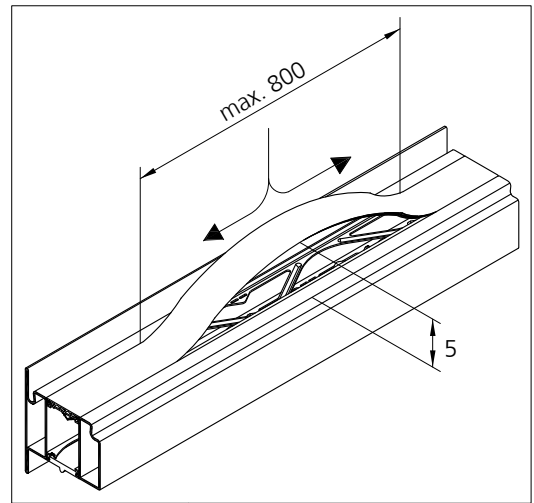
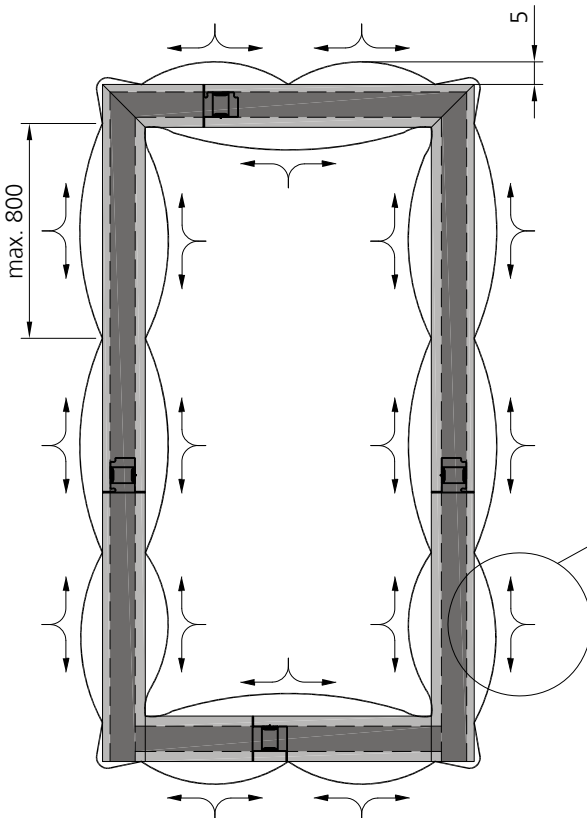
**Montage du joint
Recouvrement de feuillure
vantail de porte**

**Installation of seal
Rebate cover door leaf**

①



②

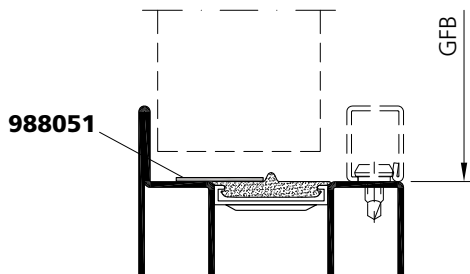
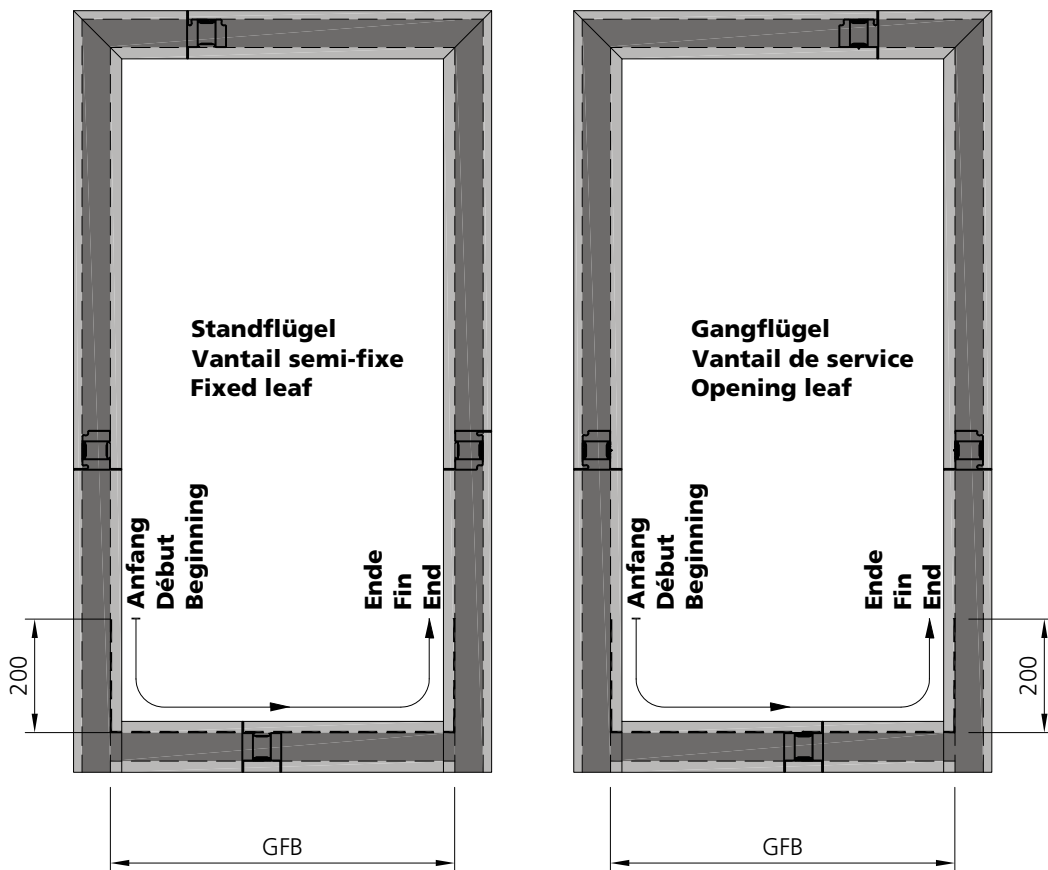


Verarbeitung Zubehör
Mise en œuvre accessoires
Assembly accessories

**Dichtungseinbau
Falzabdichtung Türflügel**

**Montage du joint
Recouvrement de feuillure
du vantail de porte**

**Installation of seal
Rebate seal on door leaf**

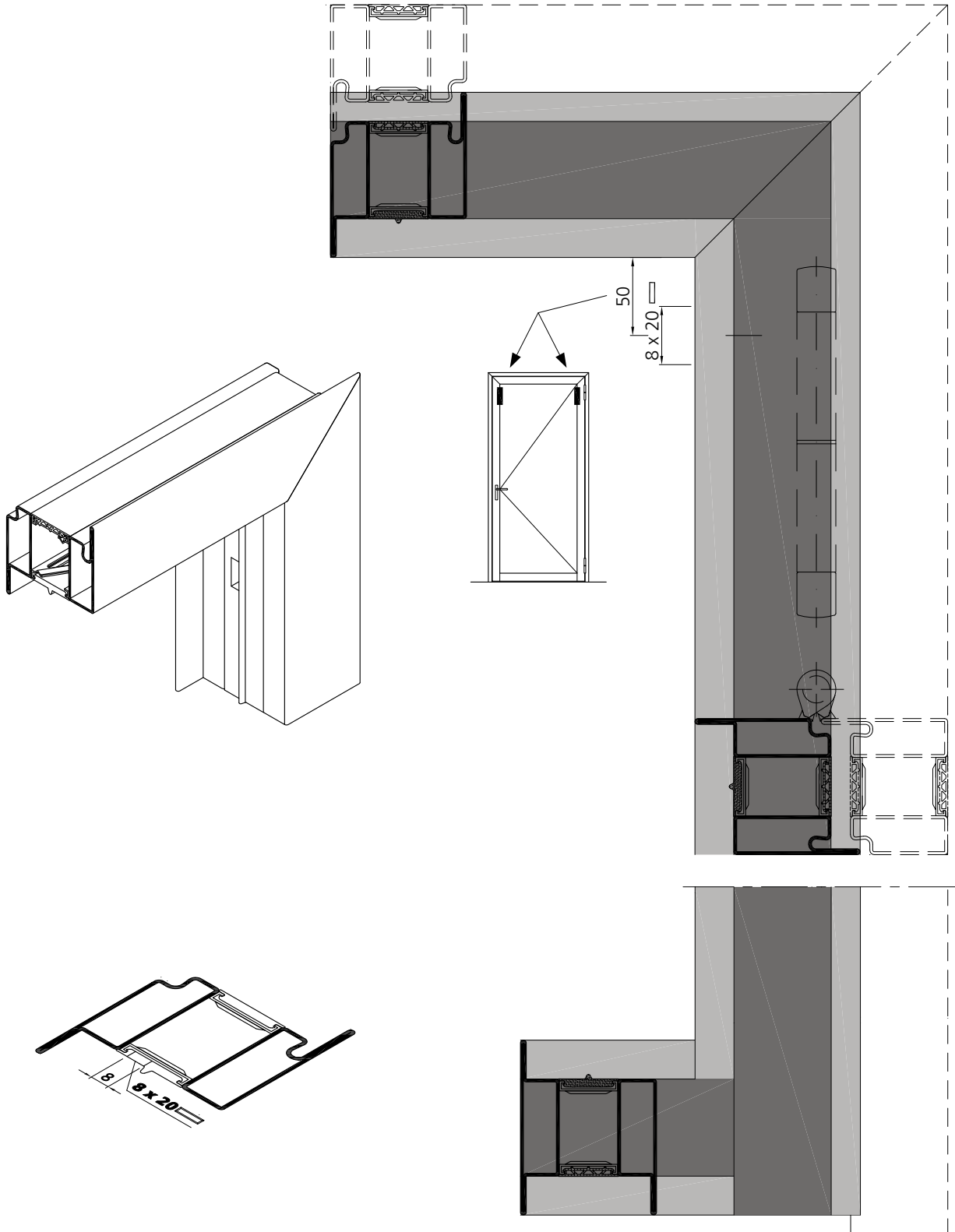


Verarbeitung Zubehör
Mise en œuvre accessoires
Assembly accessories

**Dichtungseinbau
Entspannung Türflügel**

**Montage du joint
Décompression du vantail
de porte**

**Installation of seal
Tension release door leaf**



Ausklinkung 8 x 20 mm mittels Zuschnitt-
werkzeug Entwässerung
Art. Nr. 989411

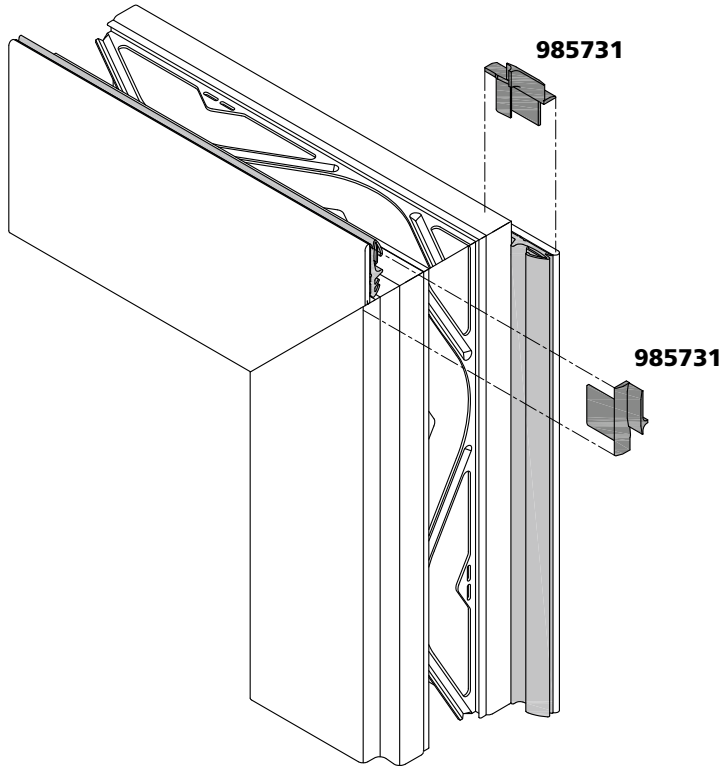
Poinçonner des ouvertures 8 x 20 mm pour
le drainage avec l'outillage de découpe
art. no. 989411

Notch 8 x 20 mm with cutter for drainage
art. no. 989411

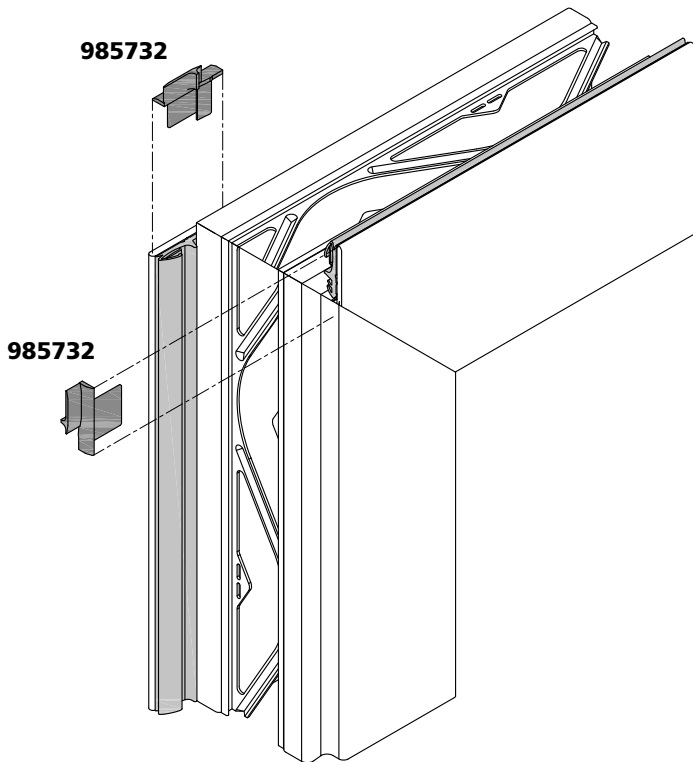
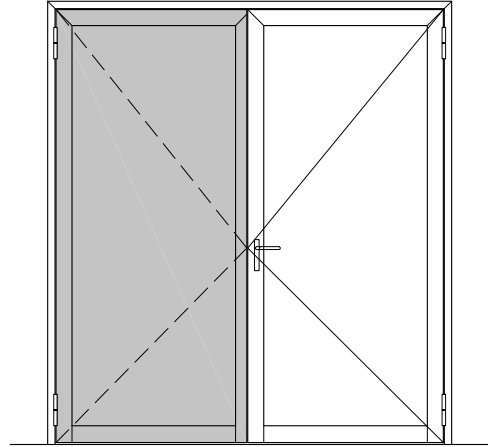
**Dichtungseinbau
Endkappen Stulp Tür**

**Montage du joint
Étanchéité porte**

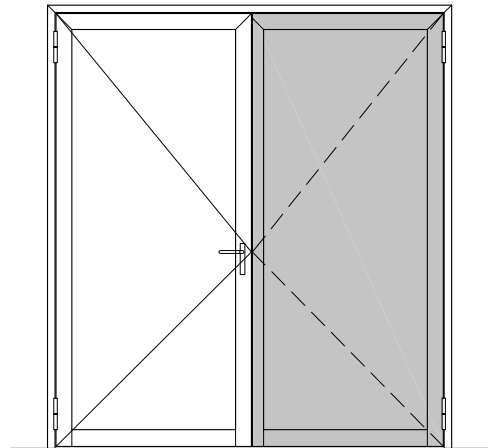
**Installation of seal
Door face plate end flap**



- 1. Standflügel
vantail semi-fixe
fixed leaf
- 2. Gangflügel
vantail de service
opening leaf



- 1. Gangflügel
vantail de service
opening leaf
- 2. Standflügel
vantail semi-fixe
fixed leaf



Die Dichtstücke Standflügel links / rechts mit geeignetem Dichtstoff verkleben.

Coller les pièces d'étanchéité du vantail semi-fixe à gauche / à droite avec une colle appropriée.

Bond the left/ right fixed leaf seal with suitable sealing.

VUT 03/19

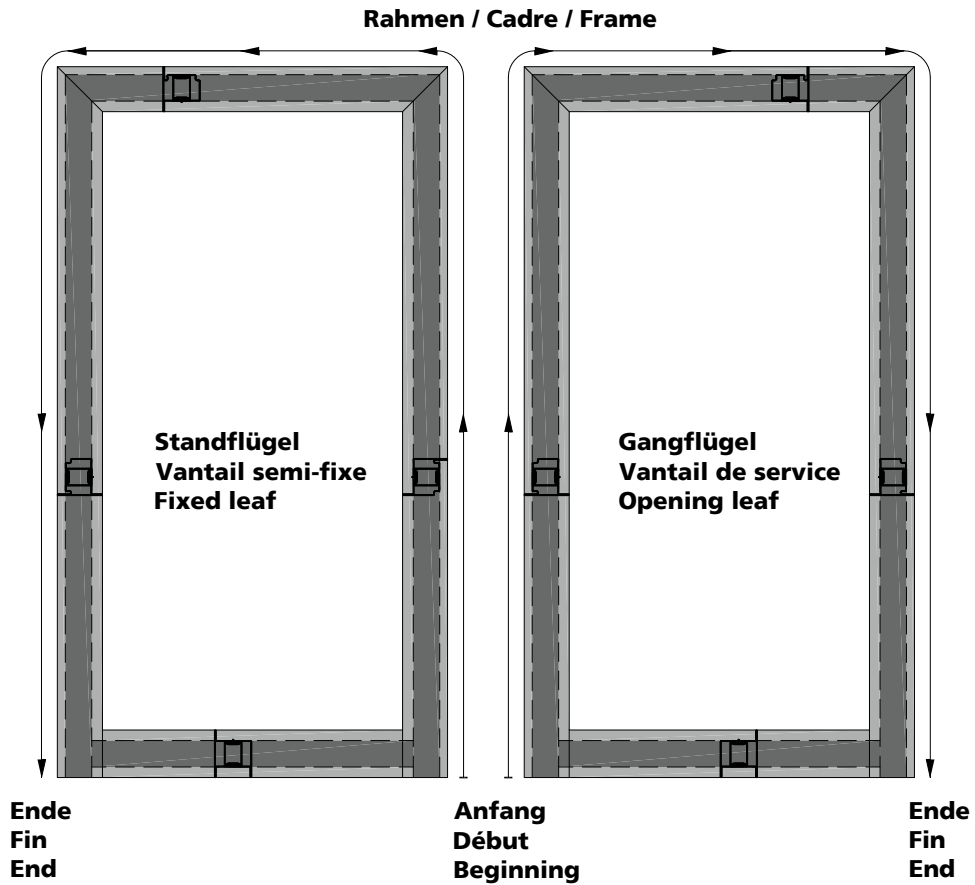


Verarbeitung Zubehör
Mise en œuvre accessoires
Assembly accessories

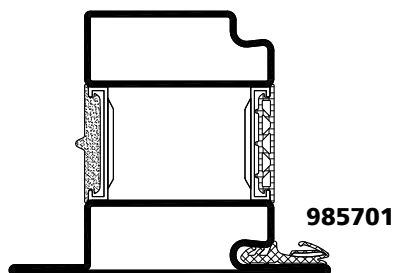
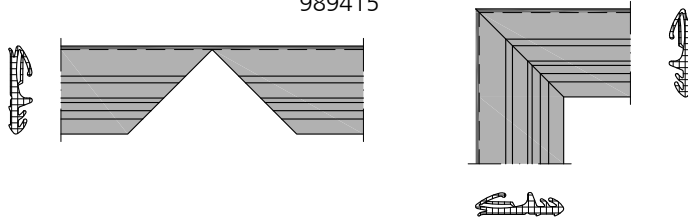
**Dichtungseinbau
Anschlagdichtung Türflügel**

**Montage du joint
Joint de butée de vantail
de porte**

**Installation of seal
Weatherstripping on door
leaf**



Zuschnittwerkzeug / Outil de découpe / Cutting tool
989415



Verarbeitung Zubehör
 Mise en œuvre accessoires
 Assembly accessories

Verarbeitung Zubehör
Mise en œuvre accessoires
Assembly accessories



VUT 03/19

NHTLZ Nationales Handball Trainings- und Leistungszentrum, CH-Schaffhausen

Trockenverglasung
Bautiefe 70
3-fach Isolierverglasung

Vitrage à sec
Profondeur 70
Triple vitrage isolant

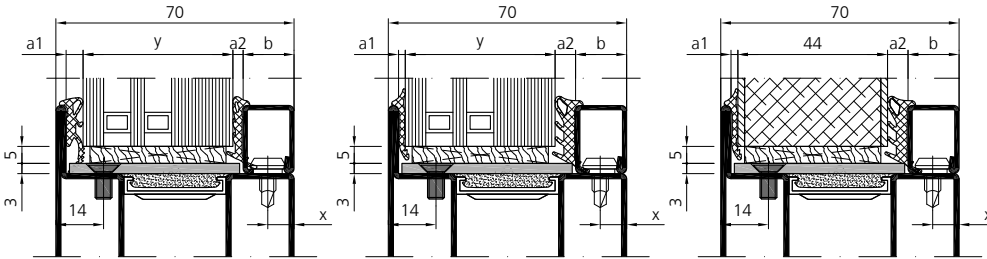
Dry glazing
Depth 70
Triple insulating glazing

y = 39 - 44

y = 42 - 47

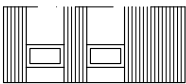
y = 44

nur für Festfeld
Seulement pour cloison
Only for fixed glazing



Glasdicke Epaisseur de verre Glass thickness y [mm]	Glashalteleiste Stahl / Edelstahl Parclose acier / acier inox Glazing beads steel / stainless steel Stahl Nr. / Acier no. / Steel no. Edelstahl Nr. / Acier inox no. / Stainless steel no.	Aussendichtung Joint extérieur outer weatherstripping 905712 a1 = 2 [mm] 985702 a1 = 5 [mm]	Innendichtung Joint intérieur inner weatherstripping 905784 a2 = 3-4 [mm] 905785 a2 = 5-6 [mm] 905786 a2 = 7-8 [mm]	Bohrmass x Trusquinage x Hole distance x	
39 - 47		-	5 [mm]	44 43 42 41 40 39	8 [mm]
		2 [mm]	-	47 46 45 44 43 42	

Glas / Verre / Glass
 Pilkington Pyrostop 30 - 1x ISO
 30 - 2x ISO
 30 - 3x ISO
 Vetrotech Contraflam 30 IGU
 (39 - 47mm)

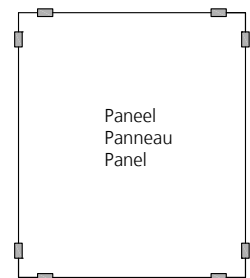
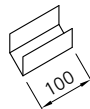
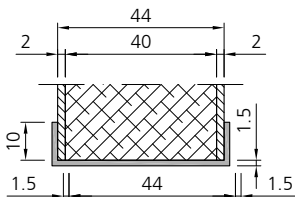


nur für Festfeld
Seulement pour cloison
Only for fixed glazing

Füllung / Remplissage / Fillings

1 x 40mm Aestuver Brandschutzplatte
 Aestuver plaque à pare-feu
 Aestuver fire-protection plate

Panel mit Stahl/Edelstahl/Alu-Blech 2mm beplankt
 Panneau en tôle d'acier/acier inox/alu 2mm remplissage
 en panneaux
 Panel with steel/stainless steel/alu 2mm layered



Trockenverglasung
Bautiefe 70
2-fach Isolierverglasung

Vitrage à sec
Profondeur 70
Double vitrage isolant

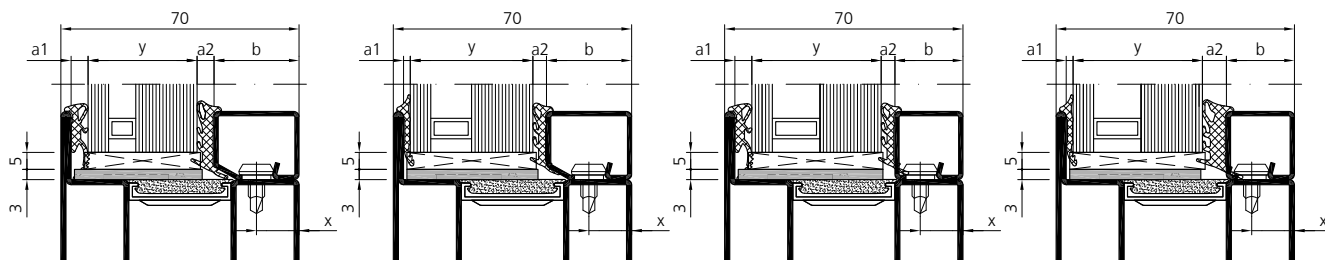
Dry glazing
Depth 70
Double insulating glazing

y = 29 - 34

y = 32 - 37

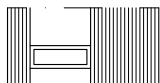
y = 34 - 39

y = 37 - 42



Glasdicke Epaisseur de verre Glass thickness y [mm]	Glashalteleiste Stahl / Edelstahl Parclose acier / acier inox Glazing beads steel / stainless steel Stahl Nr. / Acier no. / Steel no. Edelstahl Nr. / Acier inox no. / Stainless steel no.	Aussendichtung Joint extérieur outer weaterstripping		Innendichtung Joint intérieur inner weatherstripping			Bohrmass x Trusquinage x Hole distance x			
		905712 a1 = 2 [mm]	985702 a1 = 5 [mm]	905784 a2 = 3-4 [mm]	905785 a2 = 5-6 [mm]	905786 a2 = 7-8 [mm]				
24 - 32		-	5 [mm]	29	28	27	26	25	24	13 [mm]
				32	31	30	29	28	27	
29 - 37		-	5 [mm]	34	33	32	31	30	29	13 [mm]
				37	36	35	34	33	32	
34 - 42		-	5 [mm]	39	38	37	36	35	34	8 [mm]
				42	41	40	39	38	37	

Glas / Verre / Glass
Pilkington Pyrostop
30 - 1x ISO
30 - 2x ISO
30 - 3x ISO
Vetrotech Contraflam
30 IGU
(24 - 42mm)

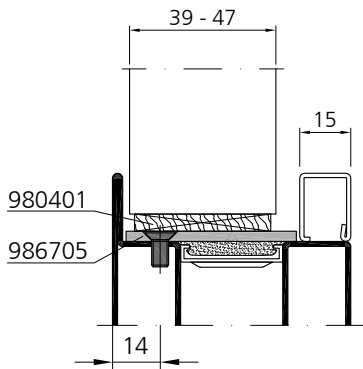
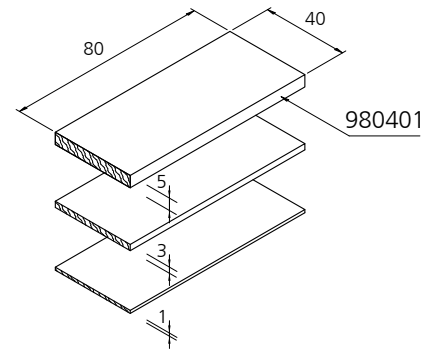
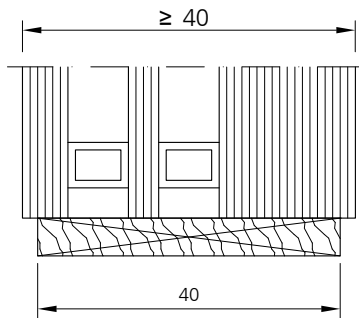


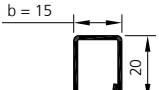
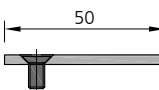
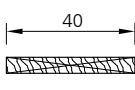
Verarbeitung Zubehör
Mise en œuvre accessoires
Assembly accessories

**Verglasung Bautiefe 70
Glasfalzbrücke
3-fach Isolierverglasung**

**Vitrage profondeur 70
Pont feuillure pour verre
Triple vitrage isolant**

**Glazing structural depth 70
Glass rebate bridge
Triple insulating glazing**



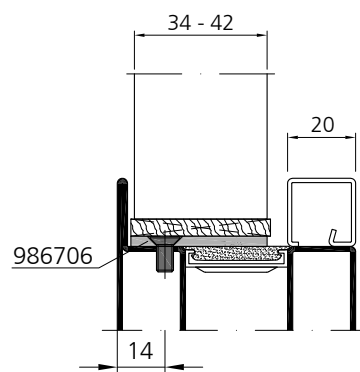
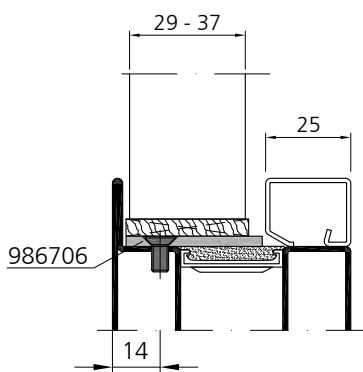
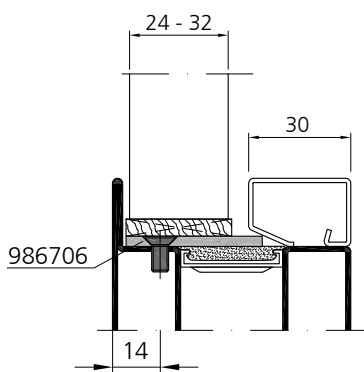
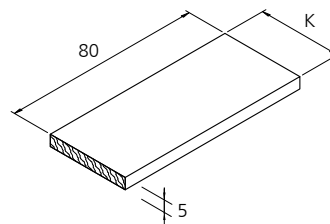
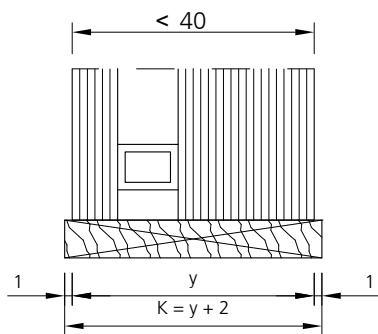
Glasdicke Epaisseur de verre Glass thickness y [mm]	Glashalteleiste Stahl / Edelstahl Parclose acier / acier inox Glazing beads steel / stainless steel Stahl Nr. / Acier no. / Steel no. Edelstahl Nr. / Acier inox no. / Stainless steel no.	Glasfalzbrücke 3 [mm] Pont feuillure en verre 3 [mm] Glass rebate bridge 3 [mm]	Distanzstück 5 [mm] Distanceur 5 [mm] Distance piece 5 [mm]
39 - 47	 901226 901526	 986705	Hartholz Bois dur Hardwood  980401

Verarbeitung Zubehör
 Mise en œuvre accessoires
 Assembly accessories

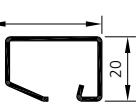
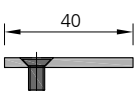
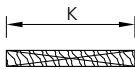
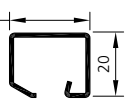
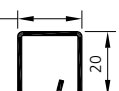
**Verglasung Bautiefe 70
Glasfalzbrücke
2-fach Isolierverglasung**

**Vitrage profondeur 70
Pont feuillure pour verre
Double vitrage isolant**

**Glazing structural depth 70
Glass rebate bridge
Double insulating glazing**



Verarbeitung Zubehör
Mise en œuvre accessoires
Assembly accessories

Glasdicke Epaisseur de verre Glass thickness y [mm]	Glashalteleiste Stahl / Edelstahl Parclose acier / acier inox Glazing beads steel / stainless steel Stahl Nr. / Acier no. / Steel no. Edelstahl Nr. / Acier inox no. / Stainless steel no.	Glasfalzbrücke 3 [mm] Pont feuillure en verre 3 [mm] Glass rebate bridge 3 [mm]	Distanzstück 5 [mm] Distanceur 5 [mm] Distance piece 5 [mm]	Edelstahl Acier inox Stainless steel	Art. Nr. art. no.	Hartholz Bois dur Hardwood		
24 - 32	b = 30 			986706	986706	901246 901546	Eigenbeschaffung Propre approvisionnement In-house procurement	
29 - 37	b = 25 							901228 901528
34 - 42	b = 20 							901227 901527

VUT 03/19

**Verglasung
Verklotzung
3-fach Isolierverglasung**

**Vitrage
Calage
Triple vitrage isolant**

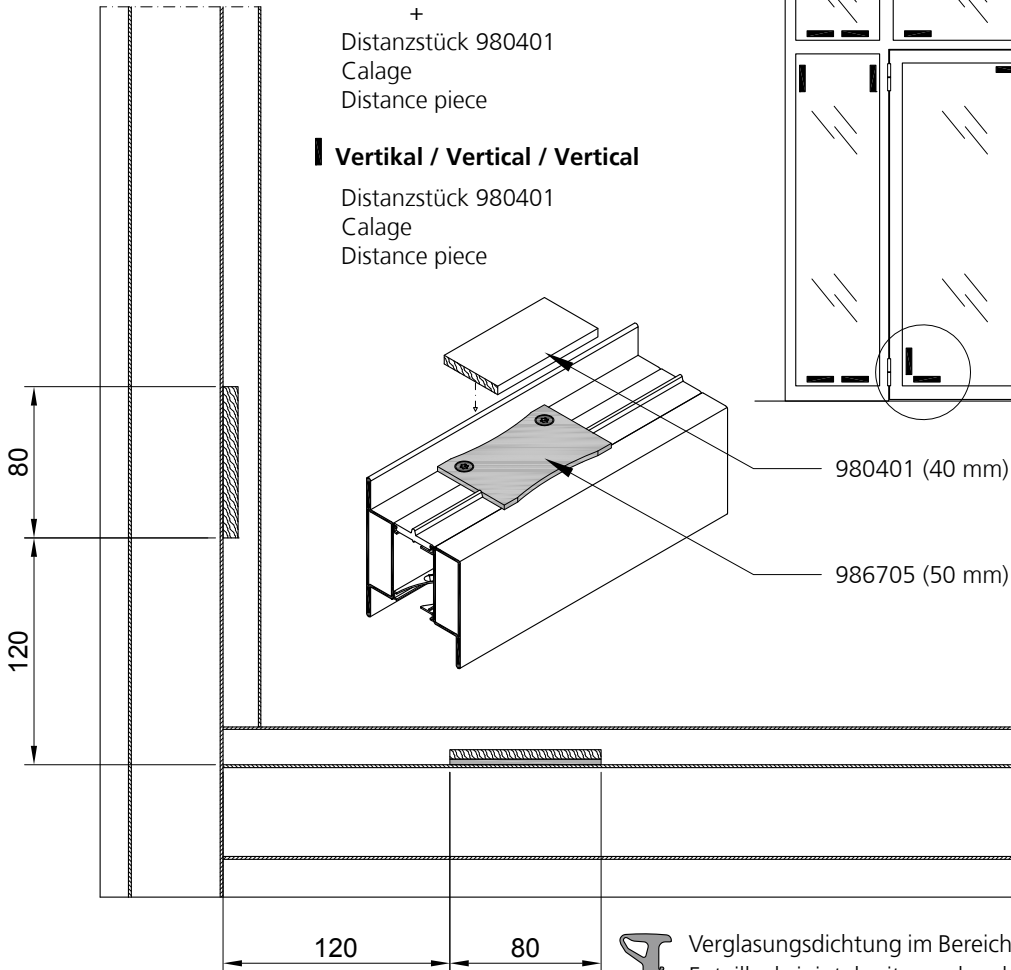
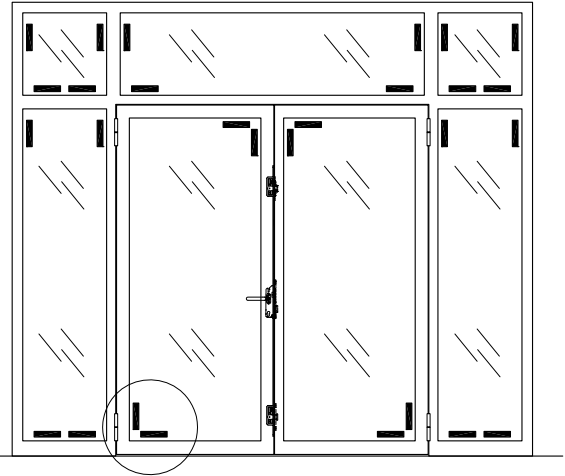
**Glazing
Blocking
Triple insulating glazing**

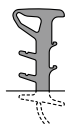
Horizontal / Horizontale / Horizontal

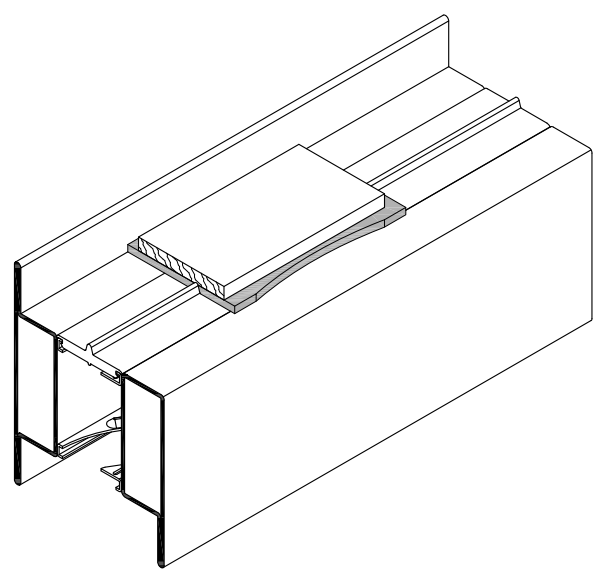
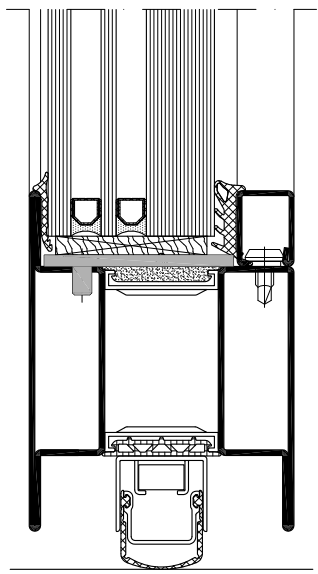
Artk.Nr. 986705
+
Distanzstück 980401
Calage
Distance piece

Vertikal / Vertical / Vertical

Distanzstück 980401
Calage
Distance piece



 Verglasungsdichtung im Bereich der Glasfalzbrücke ausnehmen.
Entailler le joint de vitrage dans la zone du pont feuillure du verre.
Cut-out the glazing seal in the area of the glass rebate bridge.



Verarbeitung Zubehör
Mise en œuvre accessoires
Assembly accessories

**Verglasung
Verklotzung
2-fach Isolierverglasung**

**Vitrage
Calage
Double vitrage isolant**

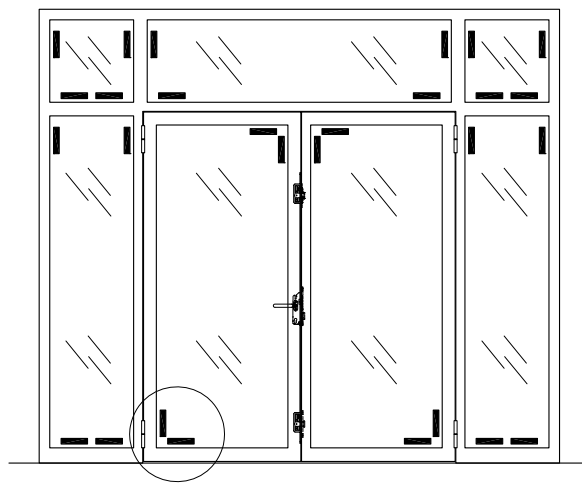
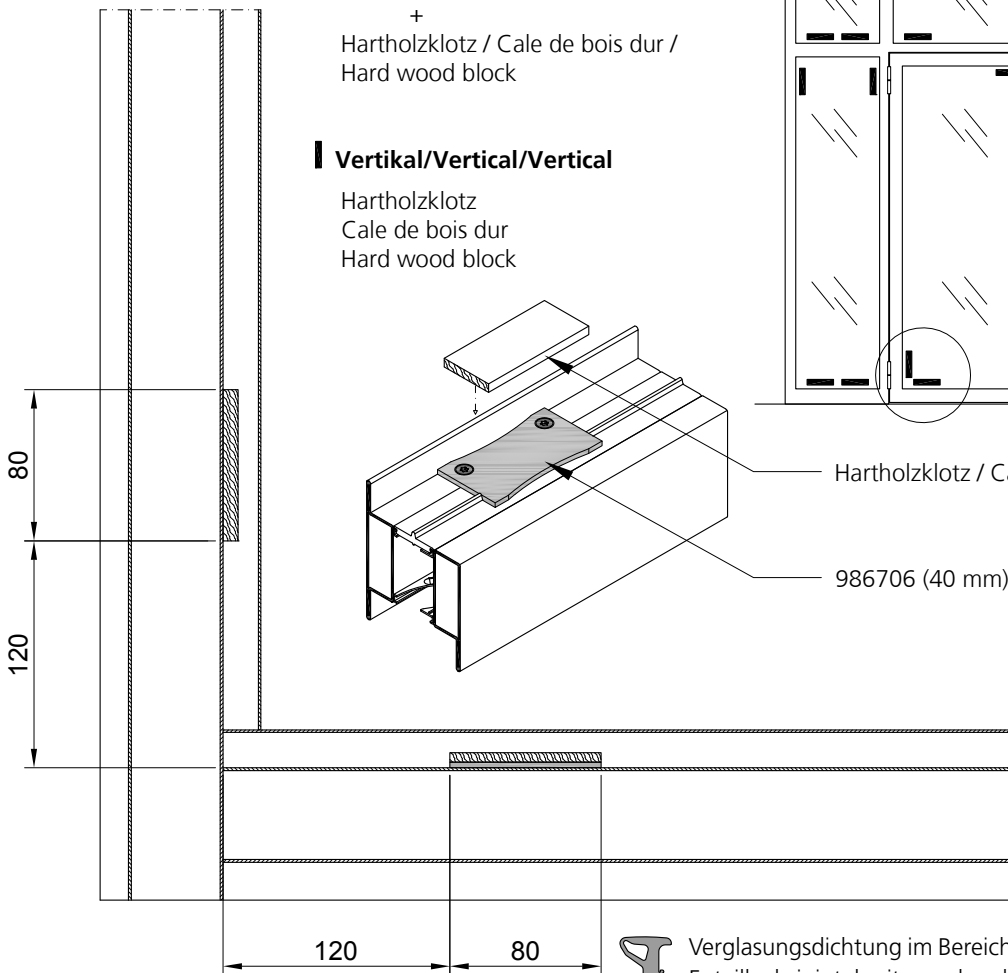
**Glazing
Blocking
Double insulating glazing**

Horizontal/Horizontale/Horizontal

Art.Nr. 986706
+
Hartholzklötz / Cale de bois dur /
Hard wood block

Vertikal/Vertical/Vertical

Hartholzklötz
Cale de bois dur
Hard wood block

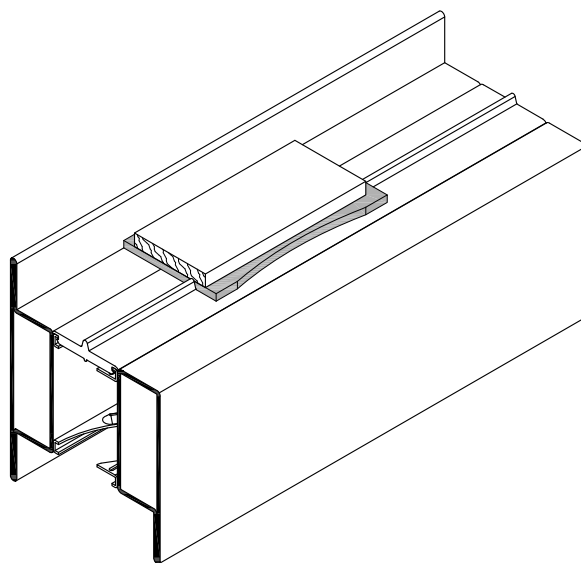
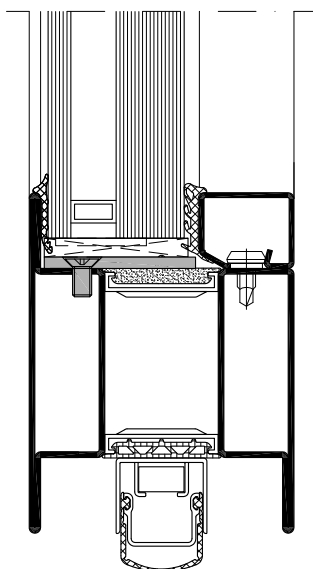


Hartholzklötz / Cale de bois dur / Hard wood block

986706 (40 mm)



Verglasungsdichtung im Bereich der Glasfalzbrücke ausnehmen.
Entailler le joint de vitrage dans la zone du pont feuillure du verre.
Cut-out the glazing seal in the area of the glass rebate bridge.



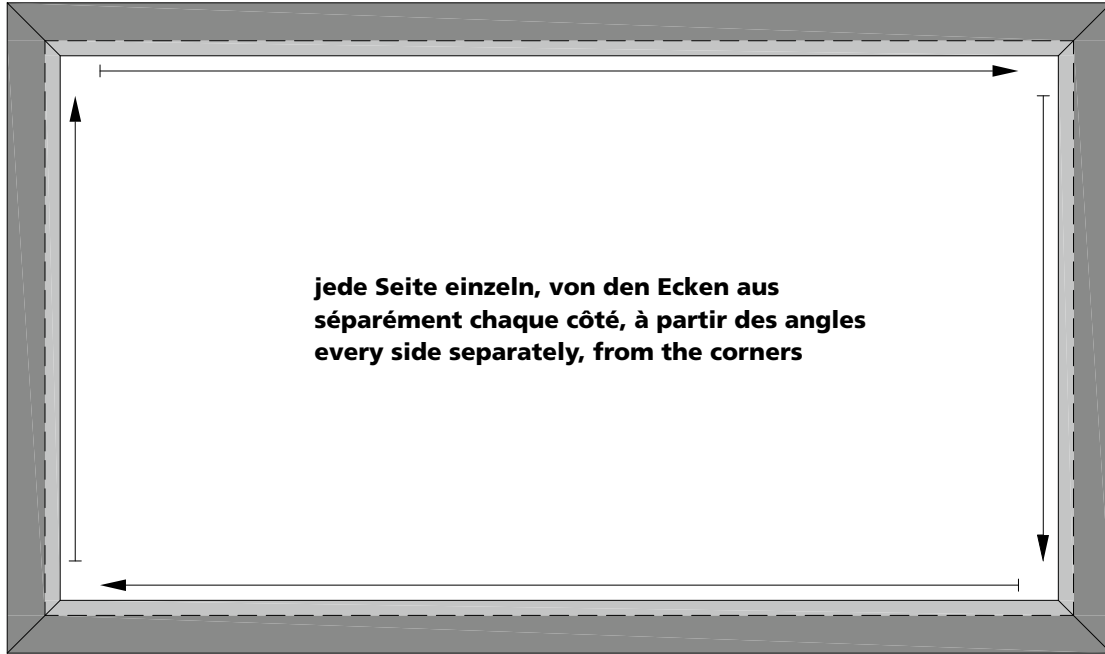
Verarbeitung Zubehör
Mise en œuvre accessoires
Assembly accessories

**Verglasung
Verglasungsdichtung**

**Vitrage
Joint de vitrage**

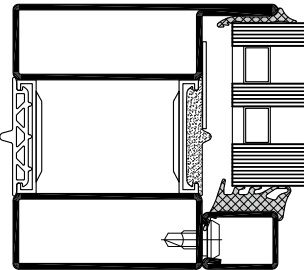
**Glazing
Glazing seal**

**Flügel / Vantail / Leaf
Rahmen / Cadre / Frame**



905712 

985702 



905784 

905785 

905786 

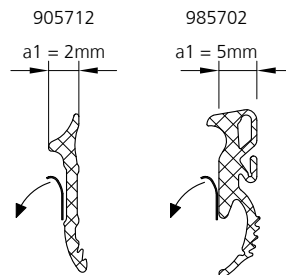
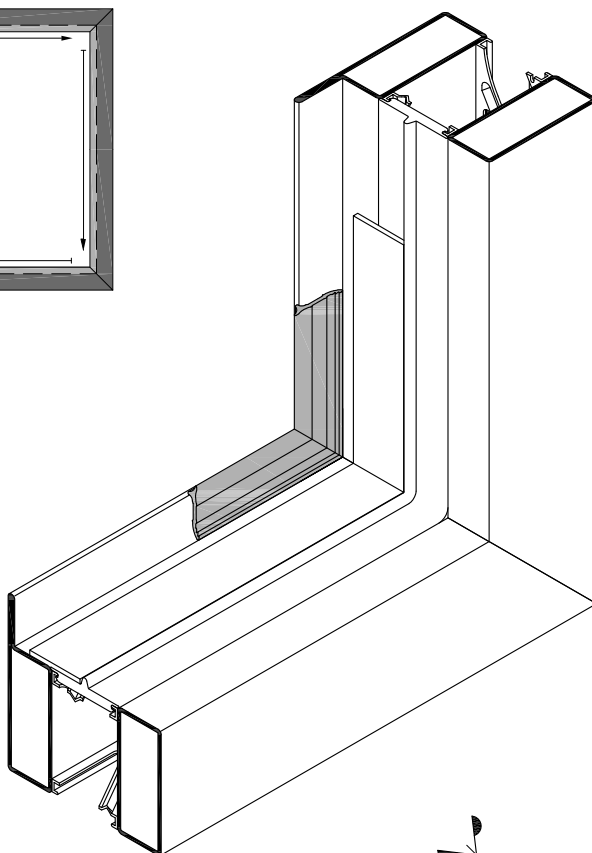


Verarbeitung Zubehör
Mise en œuvre accessoires
Assembly accessories

**Verglasung
Verglasungsdichtung
ausssen**

**Vitrage
Joint de vitrage extérieur**

**Glazing
Outer glazing seal**



Folie abziehen! Die Dichtung ist selbstklebend.

Retirer le film!
Le joint est autoadhésif.

Remove foil!
The seal is self-adhesive.




Verarbeitung Zubehör
Mise en œuvre accessoires
Assembly accessories

985702



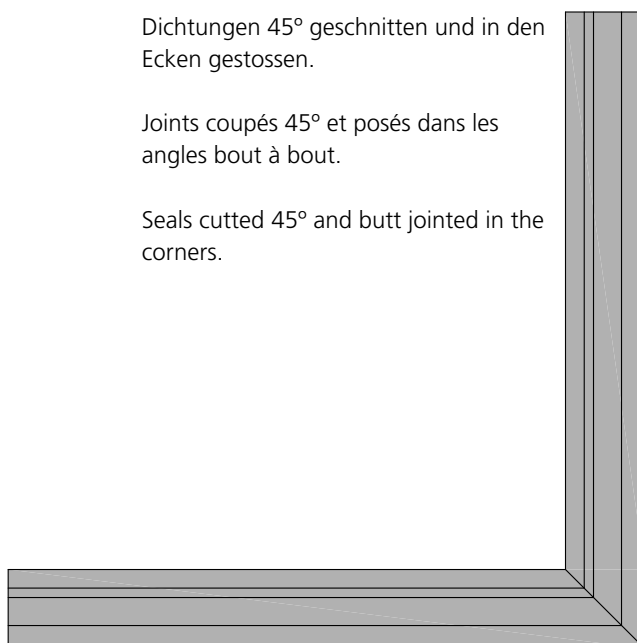
905712



Dichtungen 45° geschnitten und in den Ecken gestossen.

Joints coupés 45° et posés dans les angles bout à bout.

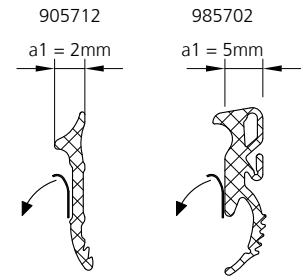
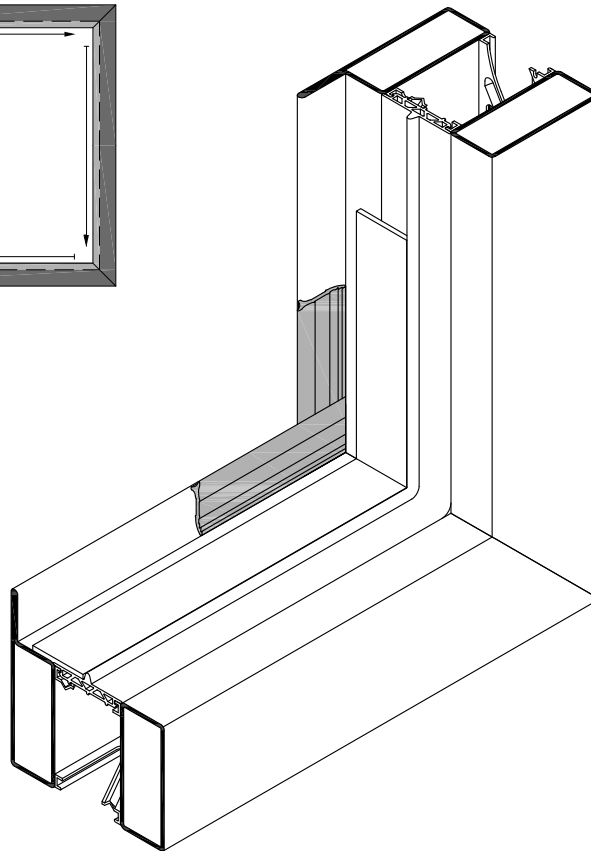
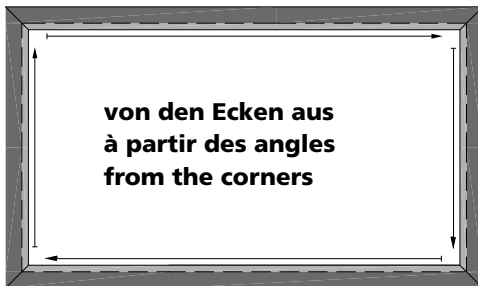
Seals cutted 45° and butt jointed in the corners.



**Verglasung
Verglasungsdichtung
aussen**

**Vitrage
Joint de vitrage extérieur**

**Glazing
Outer glazing seal**



Folie abziehen! Die Dichtung ist selbstklebend.

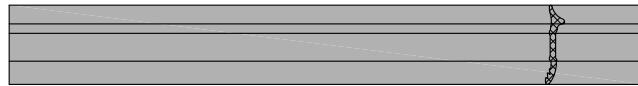
Retirer le film!
Le joint est autoadhésif.

Remove foil!
The seal is self-adhesive.

985702



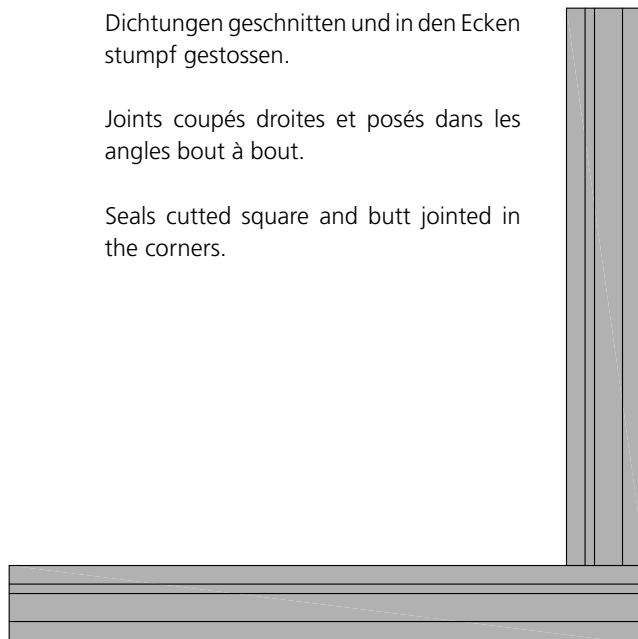
905712



Dichtungen geschnitten und in den Ecken stumpf gestossen.

Joints coupés droites et posés dans les angles bout à bout.

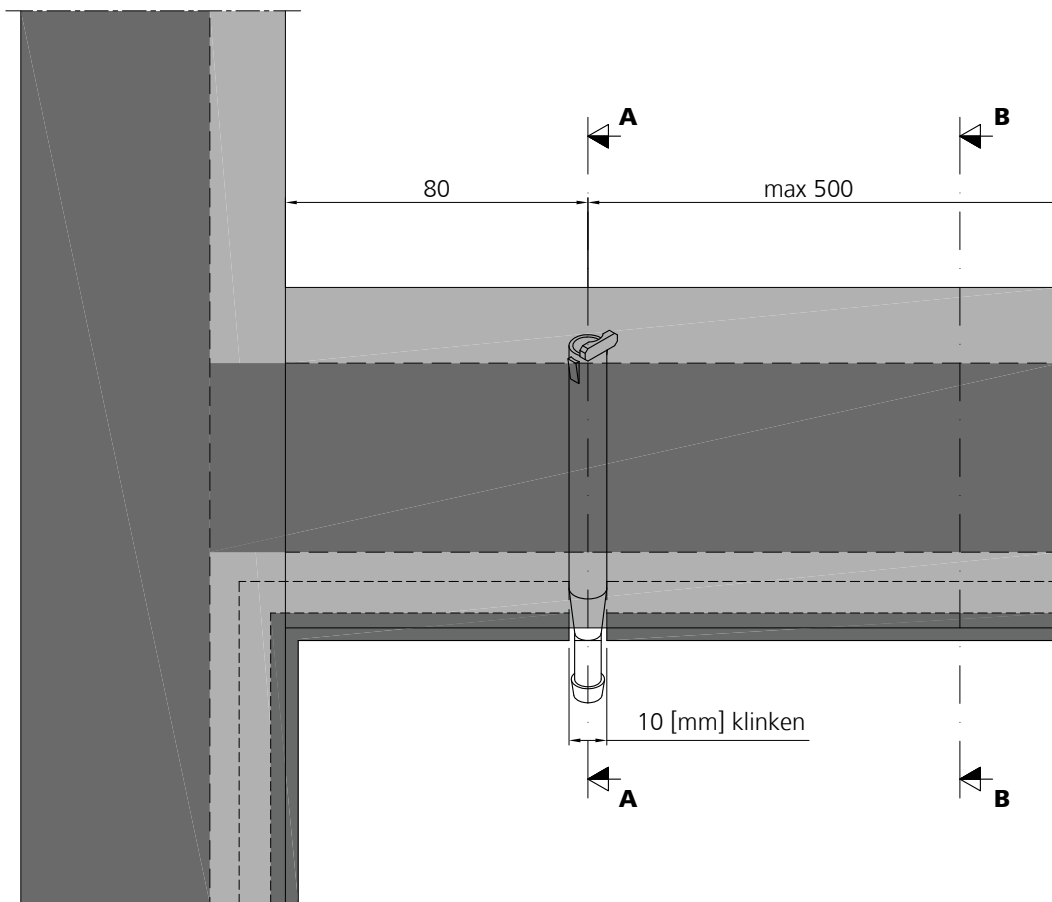
Seals cutted square and butt jointed in the corners.



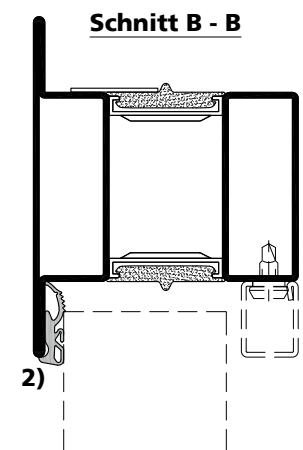
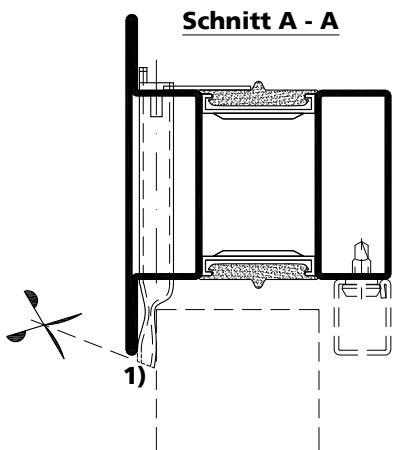
**Verglasung
Verdeckt liegende
Entwässerung**

**Vitrage
Evacuation d'eau cachée**

**Glazing
Hidden drainage**



Verarbeitung Zubehör
Mise en œuvre accessoires
Assembly accessories



- 1) Im Bereich des Entspannungsrohrchens muss die Aussendichtung unterbrochen werden.
- 2) Verglasungsdichtung Art. Nr. 985702 wird im Bereich des Entspannungsrohrchens Art. Nr. 980101 unterbrochen.

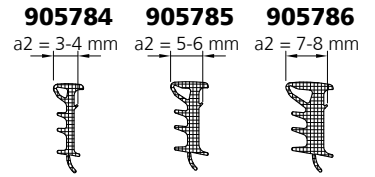
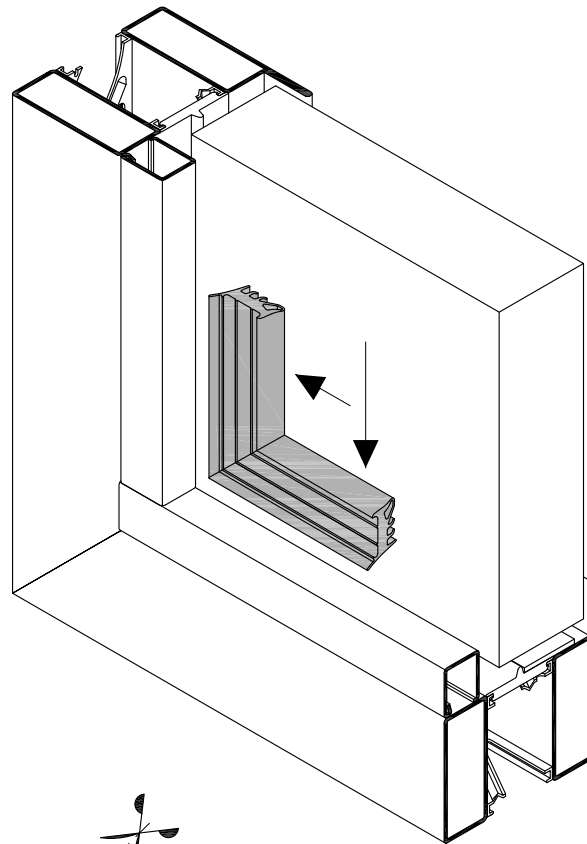
- 1) Dans la zone de la tubulure de décompression, il faut interrompre le joint extérieur.
- 2) Le joint de vitrage art. no. 985702 est interrompu dans la zone de la tubulure de décompression 980101.

- 1) In the areas of the compression pipe, the outer weatherstrip must be interrupted.
- 2) Glazing seal art. no. 985702 is interrupted in the area of the de-compression pipe art. no. 980101.

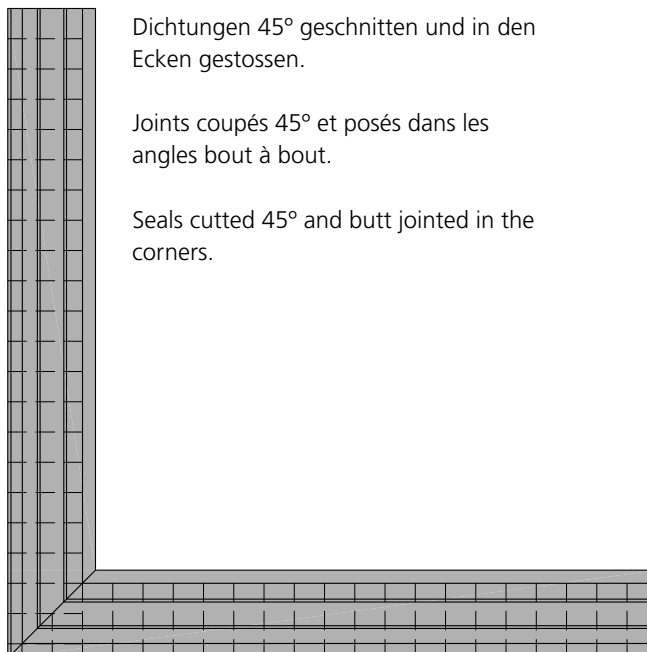
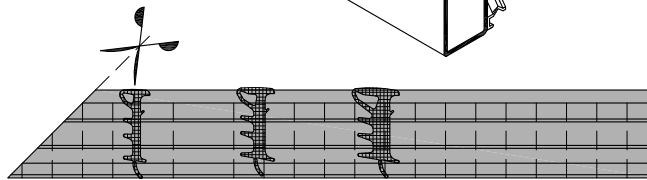
Verglasung
Verglasungsdichtung innen

Vitrage
Joint de vitrage intérieur

Glazing
Inner glazing seal



905784-905786



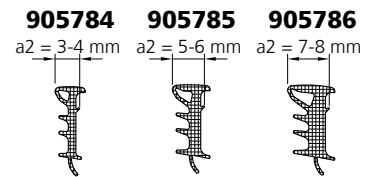
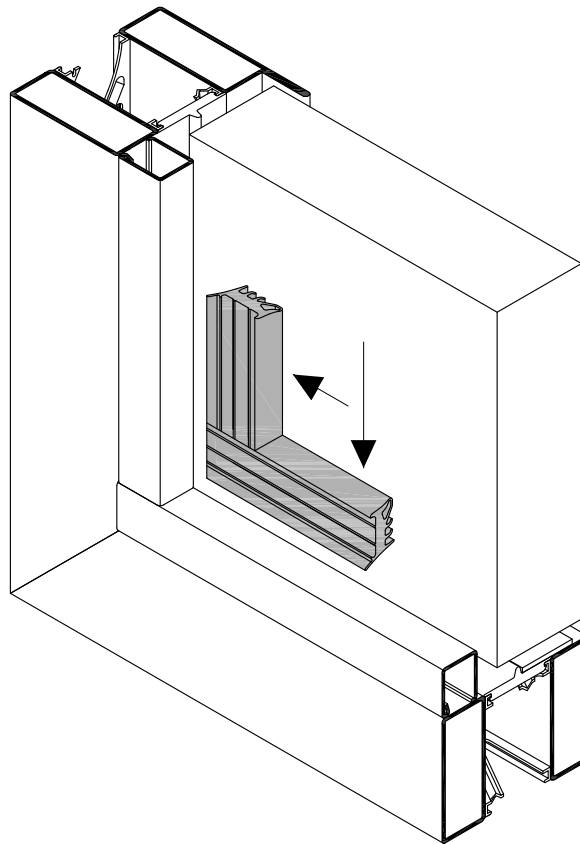
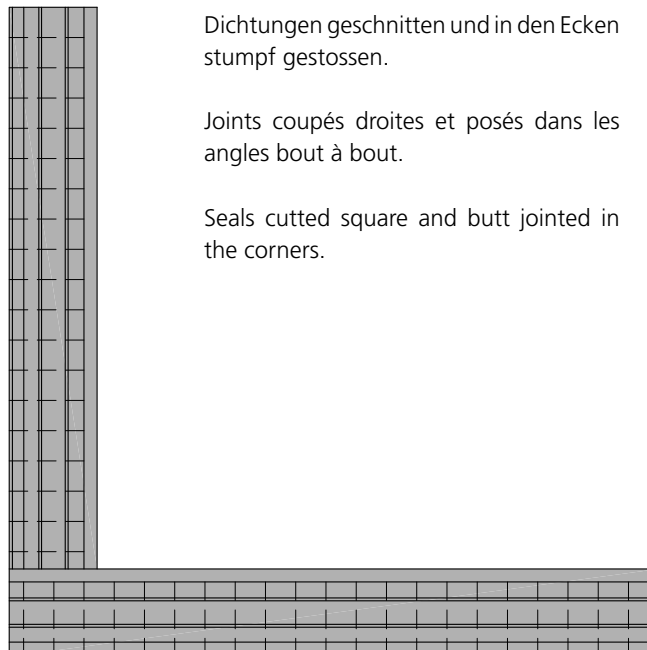
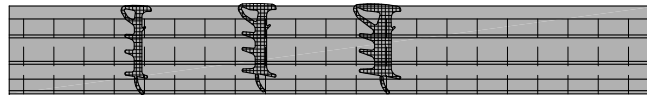
Dichtungen 45° geschnitten und in den Ecken gestossen.

Joints coupés 45° et posés dans les angles bout à bout.

Seals cutted 45° and butt jointed in the corners.



Verarbeitung Zubehör
Mise en œuvre accessoires
Assembly accessories




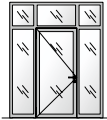
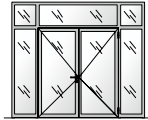
Verglasung
Verglasungsdichtung innen
Vitrage
Joint de vitrage intérieur
Glazing
Inner glazing seal
**905784-905786**

Dichtungen geschnitten und in den Ecken
stumpf gestossen.

Joints coupés droites et posés dans les
angles bout à bout.




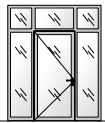
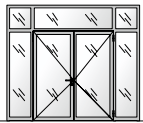
Seals cutted square and butt jointed in
the corners.

Prüfberichte**Procès-Verbaux d'essais****Test reports****Europa**

Widerstandsklasse		E30 / EW30			
Typenbezeichnung		unico E/EW 30-1	unico E/EW 30-2	unico E/EW 30	
Ausgangsmaterial		Stahl / CrNi	Stahl / CrNi	Stahl / CrNi	
Modelle	Türen und Festelemente mit Verglasung				
	Türen mit Festelementen kombinierbar			-	
Masse	Baurichtmass	B	1540	3065	unbegrenzt
		H	3095	2980	4040
		H (mit Oberlicht)	4040	4040	-
	Rahmenausmass	B	1500	3025	unbegrenzt
		H	3075	2960	4000
		H (mit Oberlicht)	4000	4000	-
Lichter Durchgang	B	1370	2830	-	
	H	3010	2895	-	
Türblatt	Bautiefe	70	70	70	
	Ansicht	130-150	130-150	50-140	
	Sockelhöhe	70-90	70-90	70-90	
Wände	Mauerwerk	•	•	•	
	Beton	•	•	•	
	Porenbeton	•	•	•	
Füllungen		B x H (mm)			
	Pilkington Pyrodur® 30-25, 30-26, 30-27, 30-28	1264 x 2869	1299 x 2754	2584 x 1289 1234 x 2539	
	Pyroguard T-EW30/6 Pyroguard T-EW30/13-1 VI	1264 x 2314	-	2584 x 1284 1259 x 1484	
Glaseinsatz	Nassverglasung NV	•	•	•	
	Trockenverglasung TV	•	•	•	
Ausführungsvarianten	mit Oberlicht und Seitenteil	•	•	-	
	mit Oberlicht (H max. = 4000 mm)	•	•	-	
	mit Seitenteil (L = unbegrenzt)	•	•	-	
Zulassungen	Prüfberichte	10-001260 11-V-576	11-001605	10-001387 11-V-544	

Europe



Classification		E30 / EW30			
Types		unico E/EW 30-1	unico E/EW 30-2	unico E/EW 30	
Matériel		acier / acier inox	acier / acier inox	acier / acier inox	
Modèles	Portes et cloisons vitrées				
	Portes et cloisons à combiner			-	
Dimensions	Vide maçonnerie	L	1540	3065	illimité
		H	3095	2980	4040
		H (avec imposte)	4040	4040	-
	Dim. hors-tout du cadre	L	1500	3025	illimité
		H	3075	2960	4000
		H (avec imposte)	4000	4000	-
Passage libre	L	1370	2830	-	
	H	3010	2895	-	
Porte	Profondeur	70	70	70	
	Face vue	130-150	130-150	50-140	
	Hauteur du socle	70-90	70-90	70-90	
Murs	Maçonnerie	•	•	•	
	Béton	•	•	•	
	Béton cellulaire	•	•	•	
Vitrages		L x H (mm)			
	Pilkington Pyrodur® 30-25, 30-26, 30-27, 30-28	1264 x 2869	1299 x 2754	2584 x 1289 1234 x 2539	
Vitrage	Pyroguard T-EW30/6	1264 x 2314	-	2584 x 1284 1259 x 1484	
	Pyroguard T-EW30/13-1 VI				
Vitrage	à silicone (NV)	•	•	•	
	à sec (TV)	•	•	•	
Variantes de mise en œuvre	avec imposte et partie latérale fixe	•	•	-	
	avec imposte (H maxi = 3000 mm)	•	•	-	
	avec partie latérale fixe (L = illimité)	•	•	-	
Attestations	Procès-Verbaux d'essais	10-001260 11-V-576	11-001605	10-001387 11-V-544	




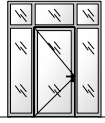
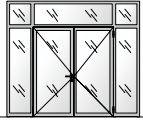
Prüfberichte


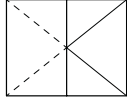

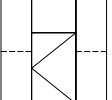
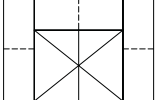
Procès-Verbaux d'essais

Test reports

Europe



Resistance class		E30 / EW30			
Type		unico E/EW 30-1	unico E/EW 30-2	unico E/EW 30	
Material		steel / stainless steel	steel / stainless steel	steel / stainless steel	
Models	Doors and screens with glazing				
	Doors with screens are combinable			-	
Dimensions	Modular dimension	W	1540	3065	unlimited
		H	3095	2980	4040
		H (with fanlight)	4040	4040	-
	Dim. of outer frame	W	1500	3025	unlimited
		H	3075	2960	4000
		H (with fanlight)	4000	4000	-
Inside width	W	1370	2830	-	
	H	3010	2895	-	
Door leaf	Structural depth	70	70	70	
	View	130-150	130-150	50-140	
	Base height	70-90	70-90	70-90	
Wall	Masonry	•	•	•	
	Concrete	•	•	•	
	Porous concrete	•	•	•	
Fillings		W x H (mm)			
	Pilkington Pyrodur® 30-25, 30-26, 30-27, 30-28	1264 x 2869	1299 x 2754	2584 x 1289 1234 x 2539	
	Pyroguard T-EW30/6 Pyroguard T-EW30/13-1 VI	1264 x 2314	-	2584 x 1284 1259 x 1484	
Glass insert	Wet glazing (NV)	•	•	•	
	Dry glazing (TV)	•	•	•	
Completion versions	with fanlight and screen abutment	•	•	-	
	with fanlight (H max. = 3000 mm)	•	•	-	
	with screen abutment (L = unlimited)	•	•	-	
Certificates	Test reports	10-001260 11-V-576	11-001605	10-001387 11-V-544	

Classification		E30 / EW30 (pare flamme)			
Types		E/EW30 1 vantail	E/EW30 vantaux égaux ou inégaux	E/EW30 cloison fixe	
Matériel		acier	acier	acier	
Modèles	Portes et cloisons vitrées				
	Portes et cloisons à combiner			-	
Longueur infinie		-	-	•	
Dimensions	Vide maçonnerie	L	1665	3434	illimité
		H	2638	2795	3120
		H (avec imposte)	3120	3120	-
	Dim. hors-tout du cadre	L	1625	3394	illimité
		H	2618	2775	3100
		H (avec imposte)	3100	3100	-
Passage libre	L	1495	3264	-	
	H	2553	2710	-	
Porte	Profondeur	70	70	70	
	Face vue	130-150	130-150	50-140	
	Hauteur du socle	70-90	70-90	70-90	
Environnement	Maçonnerie	•	•	•	
	Béton	•	•	•	
	Béton cellulaire	•	•	•	
	Poteau acier protégé	•	•	•	
Vitrages		L x H (mm)			
	Pilkington Pyrodur® 30-200 VI (vitrage isolant) + panneau ép 33 mm, dim 2,24 m ² maxi			3000 x 1333 2585 x 1547 1559 x 2752 1333 x 3000	
	Pyroguard T-EW30/6 VI ou TVI			1600 x 2585 3102 x 1918	
	Pyroguard T-EW30/6 VI ou VF	Les dimensions hors tout des vitrages correspondent aux passages libres autorisés		3100 x 1284 1284 x 3100 2585 x 1540 1517 x 1990 1262 x 2393	
	Pyropane 211-44 VI et VF			1800 X 2896 1525 X 3420	
Vitrage	à silicone (NV)	•	•	•	
	à sec (TV)	•	•	•	
Variantes de mise en œuvre	avec imposte et partie latérale fixe	•	•	•	
	avec imposte (H maxi = 3100 mm)	•	•	•	
	avec partie latérale fixe (L = illimité)	•	•	•	
Attestations	Homologation (PV) Pilkington Homologation (PV) CGI	12-A-087 13-A-443 + Ext. 13/1	12-A-087 13-A-443 + Ext. 13/1	12-A-086 13-A-442 + 13-V-582 09-H-258 + Ext. 09/1 et 09/2	
	Homologation (PV) AGC				


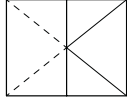

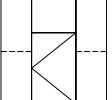
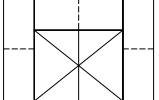
Prüfberichte

Procès-Verbaux d'essais

Test reports

France

F

Classification		E60 / EW60 (pare flamme)			
Types		E/EW60 1 vantail	E/EW60 vantaux égaux ou inégaux	E/EW60 cloison fixe	
Matériel		acier	acier	acier	
Modèles	Portes et cloisons vitrées				
	Portes et cloisons à combiner			-	
Longueur infinie		-	-	•	
Dimensions	Vide maçonnerie	L	1540	2290	illimité
		H	2795	2795	3120
		H (avec imposte)	3120	3120	-
	Dim. hors-tout du cadre	L	1500	2250	illimité
		H	2775	2775	3100
		H (avec imposte)	3100	3100	-
Passage libre	L	1370	2120	-	
	H	2710	2710	-	
Porte	Profondeur	70	70	70	
	Face vue	130-150	130-150	50-140	
	Hauteur du socle	70-90	70-90	70-90	
Environnement	Maçonnerie	•	•	•	
	Béton	•	•	•	
	Béton cellulaire	•	•	•	
	Poteau acier protégé	•	•	•	
Vitrages		L x H (mm)			
	Pilkington Pyrodur® 60-202 Isolant	Les dimensions hors tout des vitrages correspondent aux passages libres autorisés		3000 x 1333 2585 x 1547 1559 x 2752 1333 x 3000	
	Pyroguard T-EW60/6 VI et TVI			1285 x 2285 2585 x 1600	
	Panneau plein ép 33 mm	max. 2.24 m ² porte et cloison			
Vitrage	à silicone (NV)	•	•	•	
	à sec (TV)	•	•	•	
Variantes de mise en œuvre	avec imposte et partie latérale fixe	•	•	•	
	avec imposte (H maxi = 3100 mm)	•	•	•	
	avec partie latérale fixe (L = illimité)	•	•	•	
Attestations	Homologation (PV) Pilkington Homologation (PV) CGI	13-A-677	13-A-677	13-A-676 13-V-582	

Steel is our nature.