

Fire-resistant doors and screens

NEW: burglary-resistant RC2 / RC3

EI30/EI60/EI90/EI120 (T30/F30/T90/F90)

in steel and stainless steel



ECA, CH-Lausanne, fire-resistant glazings



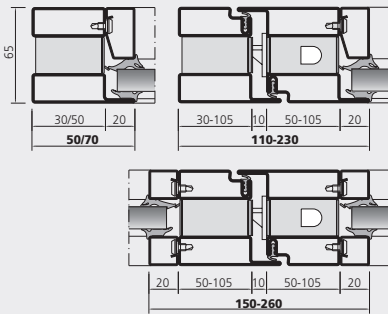
Glazed fire doors and screens EI30–EI120

Forster fuego light is the safe profile system for fire protection. The flush doors are constructed around a narrow steel frame with a large glass area that guarantees maximum transparency, a sleek appearance and reliable security. In addition to fire doors and glazed fire screens other available systems are tested like fire protection sliding doors, with and without escape route function, doors with finger guard and flush reverse sheet metal frame doors. Thus, the system offers a wide range of applications and therefore a high degree of design freedom.

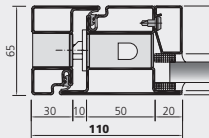
The system excels with its narrow profile face widths, filigree appearance and enhanced transparency. The narrow framework increases visibility and allows more light through with no adverse affects to safety & security.

A wide range of tested and approved hardware leaves nothing to be desired. Be it with the door automation or aesthetically with concealed hinges and door closers.

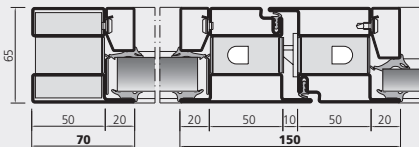
EI30 (T30/F30)



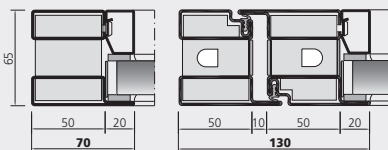
EI30 with narrow frame profile



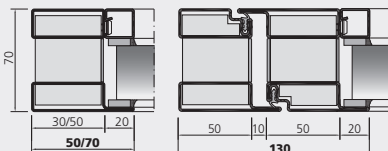
EI60/EI30 CH



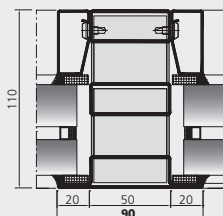
EI60



EI90 (T90/F90)



EI120



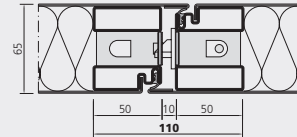
Gymnasium Bürgerwiese, DE-Dresden
Fire doors T30 in glazing

Technical details

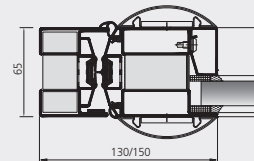
Material options	Steel
	Stainless steel, grain 220-240
Dimensions	Clear opening max. single leaf: (W×H) 1400 × 3000 mm
	Clear opening max. double leaf: (W×H) 2830 × 3000 mm
Performance specifications*	Fire-resistant doors EI30/EI60/EI90 (T30/T90) in combination with smoke protection
	Fire-resistant screens EI30/EI60/EI90/EI120 (F30/F90)
	Fire-resistant sliding door EI30 in masonry or glazing, also with escape route function possible (swing-out/swing-in)
	Finger protection door EI30 C5 S ₂₀₀ , barrier-free accessibility according to DIN 18040
	Butt-joint glazing EI30/EI60
	Flush mounted sheet metal door EI30/EI60
	Sound insulation $R_W \leq 36$ dB
System properties	Very slender visible section widths, outer frame/leaf measurement of only 110 mm
	Fittings to match the system and concealed hinges
	Beautifully styled stainless steel handle fittings and a wide range of standard weld-on and screw-mounted rolling hinges
	Concealed invisible door-closing systems
	Prefabricated profiles for efficient processing, including assembly of the concealed door-closers

*Refer to country-specific approvals

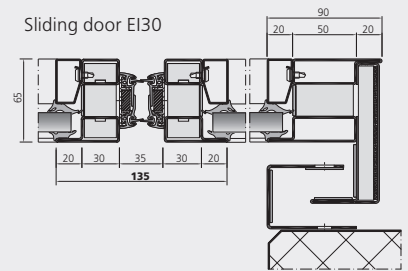
Flush mounted sheet metal door EI30/EI60



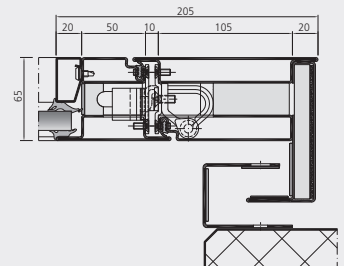
Finger protection door EI30



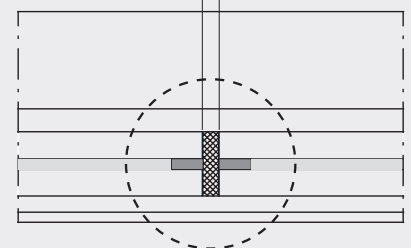
Sliding door EI30



Sliding door EI30 with escape route function



Glass-to-glass joint 4 mm





Schützenwiese, CH-9451 Kriessern
Fire-resistant butt-joint glazing EI60



Saxon ministry of finance, DE-Dresden
Fire doors T30 with arch profile

NEW: Fire doors with burglar protection RC2 / RC3



If fire protection alone does not meet the security requirements the forster fuego light RC2 and RC3 door will provide suitable protection for your building for today's increased demands on safety & security. The slim steel-glass combination offers high quality optics with greater transparency and is extremely durable despite its very narrow appearance. It is suitable for use in residential construction, commercial properties or public buildings with an average burglary risk.

DESIGN VARIANTS:

- Maximum leaf size up to 3 m (with or without anti panic)
- Anti panic on active and inactive leaf – EN 179/1125
- Pathway / wheelchair accessible, even for anti panic
- Anti panic glazing variant P6B, tested according to SN EN 1627
- Self-locking inactive leaf
- Metal door EI30
- Metal panels EI30
- Screen EI30 / EI60

Technical details RC2

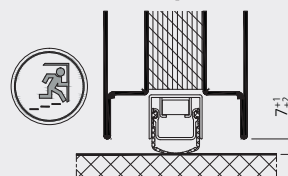
Material options	Steel ZM and stainless steel 1.4301
Dimensions	Single leaf max. 1400 × 3000 mm (WxH) light clearance Double leaf max. 2830 × 3000 mm (WxH) light clearance
Performance specifications*	EI30 for single and double leaf doors in accordance with EN 1627 EI30 glazing 5.7 m ² in accordance with EN 1627 EI60 glazing 3.9 m ² in accordance with EN 1627
System properties	Anti-panic in accordance with EN179/1125 Active and inactive door / glazing P6B Mortise lock with additional locking Prepared profile for mortise locks

Technical details RC3


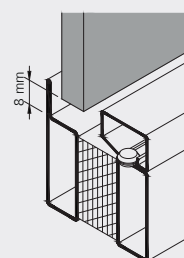
Material options	Steel ZM and stainless steel 1.4301
Dimensions	Single leaf max. 1400 × 2500 mm (WxH) light clearance Double leaf max. 2830 × 2500 mm (WxH) light clearance
Performance specifications*	EI30 for single and double leaf doors in accordance with EN 1627 EI30 glazing 5.7 m ² in accordance with EN 1627 EI60 glazing 3.9 m ² in accordance with EN 1627
System properties	Anti-panic in accordance with EN179/1125 Active door / Polycarbonate glazing Multipoint safety lock Self-locking Prepared profile for multipoint locks

*refer to country-specific approvals

Barrier-free accessibility



Standard glazing beads





*Banc Raiffeisen, CH-Saxon
Fire doors and fire protection glazing EI30*



*Hotel Sântispark, CH-Abtwil
Fire doors and screens EI30*



*Löwenbräu-Areal, CH-Zurich
Fire doors EI30 made of stainless steel*

948361/10014501/11-16