

new@forster

Brandschutztüren aus Holz und Stahl EI30 Portes coupe-feu en bois et cloisons en acier EI30 Fire-resistant doors made of wood and steel EI30



Eleganter Materialmix Forster fuego light

- Ein- oder zweiflügelige Türen
- Türflügel und Rahmen beidseitig flächenbündig
- Verdeckt liegende Bänder, Türschliesser und Mitnehmerhaken
- Einbau in Brandschutzverglasung EI30 / EI60
- Rahmenprofile in Stahl oder Edelstahl
- Riesige Farb- und Material-Auswahl für die Türblattoberfläche

Le mariage élégant Forster fuego light

- Portes à un et deux vantaux
- Vantail de la porte affleuré au dormant des deux côtés
- Paumelles, ferme-porte et crochet d'entraînement cachés
- Montage dans cloisons fixes coupe-feu EI30 et EI60 possible
- Profilés de cadre en acier / acier inox
- Grande variété de couleurs et de matériaux pour la surface du vantail

Elegant material mix Forster fuego light

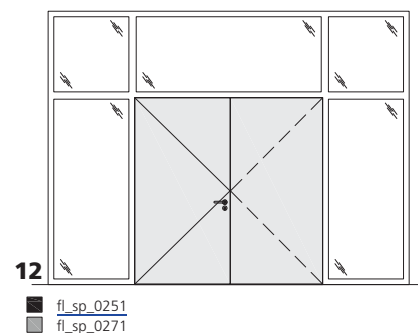
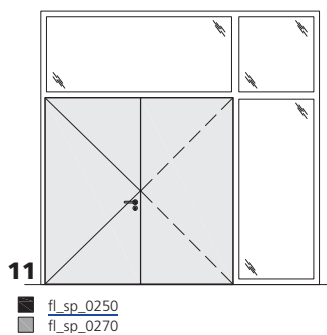
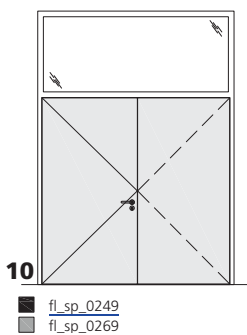
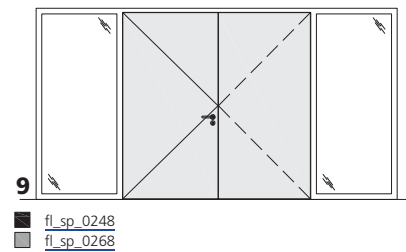
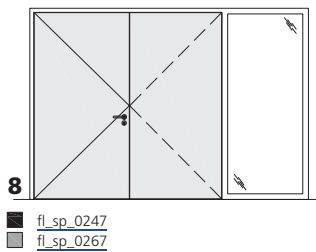
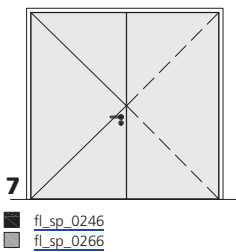
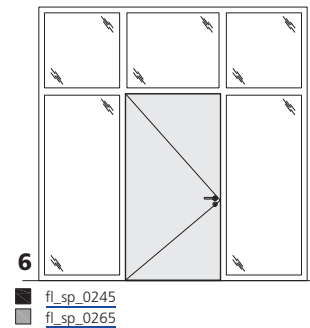
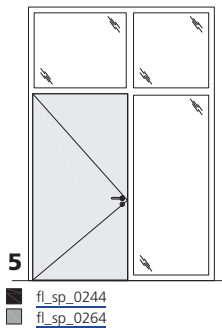
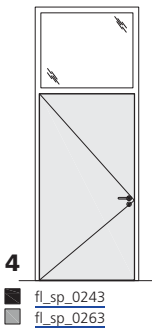
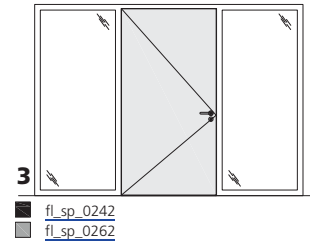
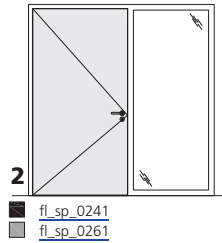
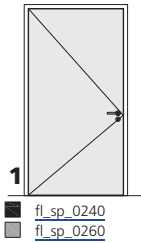
- Single and double leaf doors
- Flush frame and door leaf on both sides
- Concealed hinges, door closer and carry bar
- Also possible in fire-resistant glazings EI30 and EI60
- Frame profiles in steel or stainless steel
- Large selection of colors and materials for the door leaf surface

Systemvarianten

Variantes du système

System variations

- Stahl / Acier / steel
- Edelstahl / Acier inox.



Die länderspezifischen Zulassungen sind zu beachten!

Tenir compte des normes et homologations nationales!

Refer to country specific approvals!

**Neue Profile
Stahl**

**Nouveaux profilés
en acier**

**New profiles
in steel**

Profile / Profilés / Profiles (1:4)	Art. Nr. art. no.	m	L [mm]	G [kg/m]	O [m ² /m]	e _y [mm]	e _z [mm]
	735.400/T	ZM	6000	4.632	0.280	33.0	24.7
	735.403/T	ZM	6000	5.082	0.319	32.5	44.2
	735.405/T	ZM	6000	5.087	0.319	33.5	44.2
	953216	ZM	3000	4.751	0.346	41.8	33.9
	953217	ZM	3000	5.201	0.384	42.4	34.5
	953218	ZM	3000	5.203	0.384	42.4	33.3

**Neue Profile
in Edelstahl**

**Nouveaux profilés
en acier inox**

**New profiles
in stainless steel**

Profile / Profilés / Profiles (1:4)	Art. Nr. art. no.	m	L [mm]	G [kg/m]	O [m ² /m]	e _y [mm]	e _z [mm]
	735.400/T CrNi	1.4301	6000	4.782	0.280	33.0	24.7
	735.403/T CrNi	1.4301	6000	5.246	0.319	32.5	44.2
	735.405/T CrNi	1.4301	6000	5.241	0.319	33.5	44.2
	953916 CrNi	1.4301	3000	4.845	0.346	41.8	33.9
	953917 CrNi	1.4301	3000	5.310	0.384	42.4	34.5
	953918 CrNi	1.4301	3000	5.307	0.384	42.4	33.3

Neues Zubehör

Nouveaux accessoires

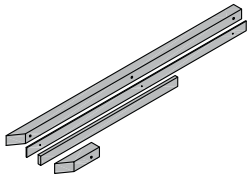
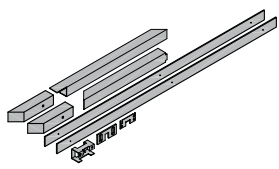
New accessories

Abbildung Figure Figure	Bezeichnung Désignation Designation	Verkaufseinheit Unité de vente Sales unit	Art. Nr. art. no. art. no.
	<p>Schliessblech für Hauptschloss Gâche pour serrure principale Keep for main lock</p>	<p>1 Stk./pce</p>	<p>957047</p>
	<p>Schliessblech für Nebenschloss Gâche pour serrure secondaire Keep for auxiliary lock</p>	<p>2 Stk./pcs</p>	<p>957048</p>
	<p>Schliessblech für Sicherungsbolzen Gâche pour goujon de sécurité Keep for locking pin</p>	<p>3 Stk./pcs</p>	<p>957045</p>
	<p>Schrauben-Set Schloss/Schliessbleche bestehend aus Einschweissplatte mit Gewinde, Senkschraube M5 x 50 mm Set à visser pour serrure et gâches Comprenant: plaque à souder avec filetage, vis conique M5 x 50 mm Screw-set for lock and keeps Consists of: weld-in plate with thread, countersunk screw M5 x 50 mm</p>	<p>20 Stk./pcs</p>	<p>947056</p>
	<p>Einschweisskassette für verdeckt liegendes Band Caisson à souder pour paumelle cachée Weld-in box for concealed hinge</p>	<p>2 Stk./pcs</p>	<p>957055</p>

Neues Zubehör

Nouveaux accessoires

New accessories

Abbildung Figure Figure	Bezeichnung Désignation Designation	Verkaufseinheit Unité de vente Sales unit	Art. Nr. art. no. art. no.
	Einbauset ITS 1-flügelige Tür, für Türschliesser Dorma ITS 96 Kit de montage ITS porte à 1 vantail, pour ferme-porte Dorma ITS 96 Installing set ITS 1-leaf door, for door closer Dorma ITS 96	1 Stk./pce	956013
	Einbauset ITS 2-flügelige Tür, für Türschliesser Dorma ITS 96 Kit de montage ITS porte à 2 vantaux, pour ferme-porte Dorma ITS 96 Installing set ITS 2-leaf door, for door closer Dorma ITS 96	1 Stk./pce	956014

- Brandschutznachweise nach EN 1634-1 (EI₂30)
- Rauchschutznachweise nach EN 1634-3 (S₂₀₀)
- Dauerfunktionsnachweise nach EN 1191 (C5)
- Schalldämmnachweise 37 dB nach EN ISO 10140-2

Die länderspezifischen Zulassungen sind zu beachten!

Download:

- [Offert-/Bestellformulare](#)
- [Dokumentation](#)
- [Farbkatalog Argolite](#)
- [Farbkatalog Fundermax](#)
- [Flyer](#)

- Attestation de protection incendie selon EN 1634-1 (EI₂30)
- Protection pare-flammes selon EN 1634-3 (S₂₀₀)
- Résistance à l'ouverture et fermeture répétées selon EN 1191 (C5)
- Isolation phonique 37 dB selon EN ISO 10140-2

Tenir compte des normes et homologations nationales!

Téléchargez:

- [Formulaires d'offre / de commande](#)
- [Documentation](#)
- [Gamme de coloris Argolite](#)
- [Gamme de coloris Fundermax](#)
- [Plaquette](#)

- Fire-resistance according to EN 1634-1 (EI₂30)
- Smoke-protection according to EN 1634-3 (S₂₀₀)
- Resistance to repeated opening and closing according to EN 1191 (C5)
- Sound insulation 37 dB according to EN ISO 10140-2

Refer to country specific approvals!

Download:

- [Quotation / Ordering forms](#)
- [Documentation](#)
- [Color samples Argolite](#)
- [Color samples Fundermax](#)
- [Flyer](#)