

Beschläge Bestellformulare

Sondergrößen

2-flügelig
(Ansicht von innen)

Quincailleries Formulaire de commande

Dimensions spéciales

2 vantaux
(vue de l'intérieur)

Fittings Ordering form

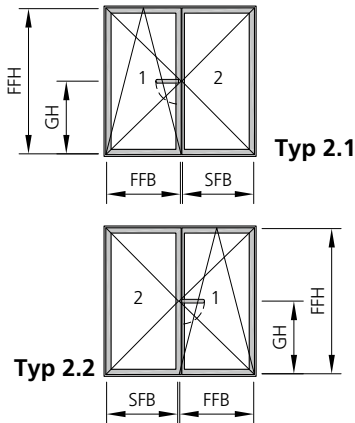
Alternative dimensions

double-leaf
(inside view)

Kunde:
Client:
Customer: _____

Kontaktperson:
Responsable de projet:
Project responsibility: _____

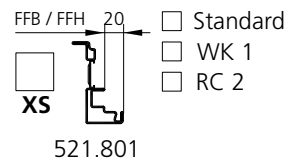
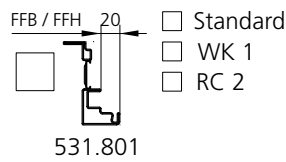
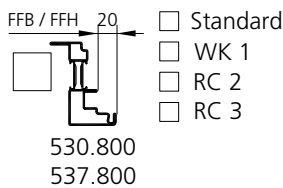
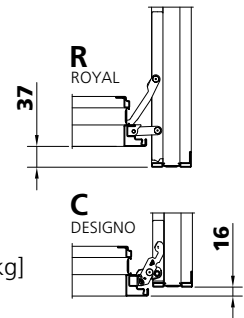
Objekt:
Projet: _____



- Anfrage (Machbarkeit)
Demande (faisabilité)
Request (feasibility)
- Bestellung
Commande
Order

- Aufgesetzt max 150 [kg]
Standard max 150 [kg]
Attached max 150 [kg]
- Verdecktliegend **R** max 100 [kg]
Cachée **R** max 100 [kg]
Concealed **R** max 100 [kg]
- Verdecktliegend **C** max 80 [kg]
Cachée **C** max 80 [kg]
Concealed **C** max 80 [kg]

+987893
max 150 [kg]



- Kipp vor Dreh
Oscillo-battant inversé
Tilt first

für / pour / for 531.801

Pos.	Typ	Stück Qté. Piece	FFB [mm]	SFB [mm]	FFH [mm]	GH [mm]	Gewicht (*) Poids (*) Weight (*)	für / pour / for 531.801	
								M4x10 900020 [Stk/pcs]	M4x16 900019 [Stk/pcs]
Pos. 1									
Pos. 2									
Pos. 3									
Pos. 4									
Pos. 5									
Pos. 6									
Pos. 7									
Pos. 8									

(*) = Flügelgewicht, von der Geometrie abhängig.

(*) = Poids dépendant de la géométrie du vantail

(*) = Leaf-weight depending of the geometry